

C. M. JOHNSON.  
PEN AND PENCIL CASE.

No. 181,447.

Patented Aug. 22, 1876.

Fig. 1.

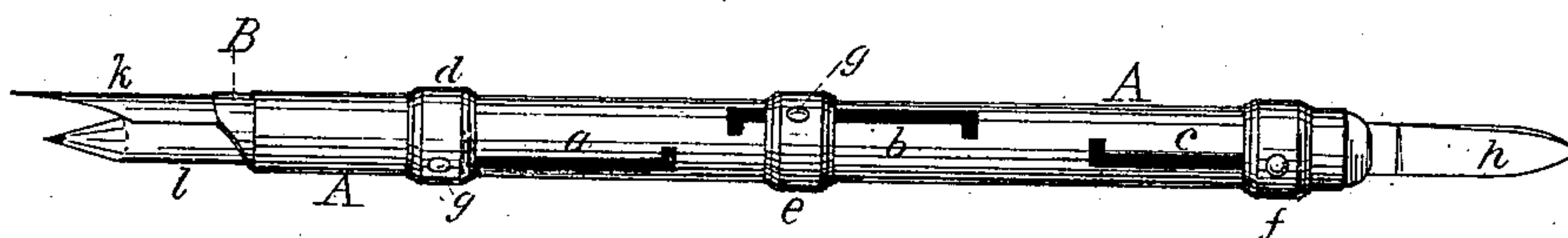


Fig. 2.


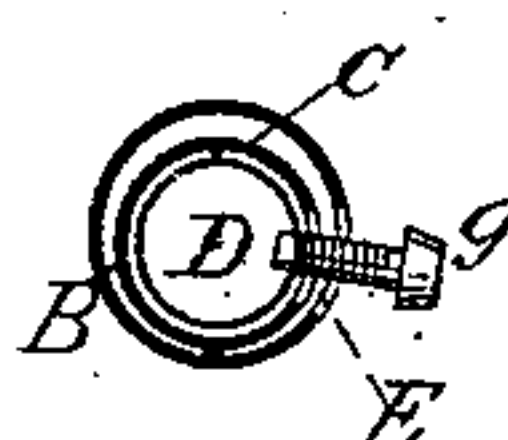


Fig. 3.



Witnesses:

C. R. Le Count  
M. Higgins

Inventor:

C. M. Johnson.  
per Chas. M. Higgins,  
att'y.

# UNITED STATES PATENT OFFICE

CAMILLUS M. JOHNSON, OF NEW YORK, N. Y.

## IMPROVEMENT IN PEN AND PENCIL CASES.

Specification forming part of Letters Patent No. **181,447**, dated August 22, 1876; application filed July 10, 1876.

*To all whom it may concern:*

Be it known that I, CAMILLUS M. JOHNSON, of New York city, have invented certain new and useful Improvements in Combination Pen and Pencil Cases, of which the following is a specification:

Pen and pencil cases, as heretofore constructed, in some instances combining a knife, have been chiefly of a complicated nature, designed for construction in gold or silver, and hence making expensive instruments, which were not adapted for common use.

The object of my invention, however, is to furnish a combination instrument which, from its simple construction, low price, and general utility, shall be adapted to common use, and form a popular article, suited for extensive sale; and the invention consists in the special construction of the parts, and the arrangement of the combined instruments, as hereinafter set forth.

Referring to the adjoined drawings, Figure 1 is a view of the implement entire, with the various instruments projecting from the case. Fig. 2 is a view of the pen and pencil portion separated, and Fig. 3 is an enlarged transverse section of the same.

From these views it will be seen that the device combines a pen, pencil, and knife. A indicates the handle or case of the implement, which is tubular, and is preferably constructed of thin brass, plated with nickel. Within the case, and arranged to slide therefrom, are the various instruments before mentioned, the knife *h* being arranged in one end of the case, and the pen *k* and pencil *l* in the other, and they are slid in or out by bands *d e f* encircling the outer case, and connected, through the slots *a b c*, with the instruments within, by small pins or screws *g g*, which project through and move in the slots, the slots terminating at each end in little notches, into which the screw or pin is turned to lock the instrument in required position.

If desired, a tooth-pick may be arranged to slide alongside the knife, or the positions of the knife and pencil may be reversed; but the combination and arrangement shown is preferred.

As seen in Fig. 1, the pen and pencil are

arranged to slide, the one within the other, and these parts, in which the chief novelty consists, are shown in detail in Figs. 2 and 3. The part forming the pen-holder is shown at B, and consists of a sleeve or short tube, shaped at one end like an ordinary holder, and formed to snugly fit and slide within the case A. Within the sleeve B is a springy lining or inner casing, C, between which and the outer tube B the pen or nib *k* is held, as usual in holders; but, unlike the ordinary holder, this inner part C extends the whole length of the sleeve B, so as to form a uniform bearing and guide for the pencil-holder D, which slides within it.

The pencil-holder D, as shown in Fig. 2, is simply a short slender tube adapted to receive a section of common pencil of slender size.

A slot or opening, E, Figs. 2 and 3, extends up one side of the pen-holder B C, the purpose of which, as will be understood, is to allow the little pin or screw *g*, connected with the band *e*, which actuates the pencil-holder D, to extend through and connect therewith, as seen in Fig. 3, and at the same time permit the external pen-holder B C and internal pencil-holder D to slide on each other without their motions interfering, so that either instrument can be slid in or out separately and independently of the other.

By this simple construction and compact arrangement, I thus combine in one convenient implement a number of instruments of the most common utility, and am enabled to readily sell the complete article for a sum less than that of half a dollar, thus attaining the object of the invention.

What I claim as my invention is—

1. The combination, with the tubular slotted case A and operating-bands *d e f*, of the pen and pencil holders B D, arranged one within the other, and to slide from one end of the case A, together with the knife *h*, arranged to slide from the opposite end of the case, substantially as herein shown and described.

2. In combination with the slotted case A, the pen-holder B, provided with the inner lining C, in combination with the pencil-holder



er D, arranged to slide within it, substantially as shown and described.

3. In combination with the slotted case A and operating-pins *g*, and with the pencil-holder D, arranged to slide within the pen-holder, the pen-holder B, provided with the slot or opening E, substantially as and for the purpose set forth.

In witness whereof I have hereunto signed my name in the presence of two subscribing witnesses.

CAMILLUS M. JOHNSON.

Witnesses:

WILLIAM HENRY SQUIRE,  
CHAS. M. HIGGINS.