

O. M. SLOAT.
SHEET-METAL BOXES.

No. 181,215.

Patented Aug. 15, 1876.

Fig. 1.

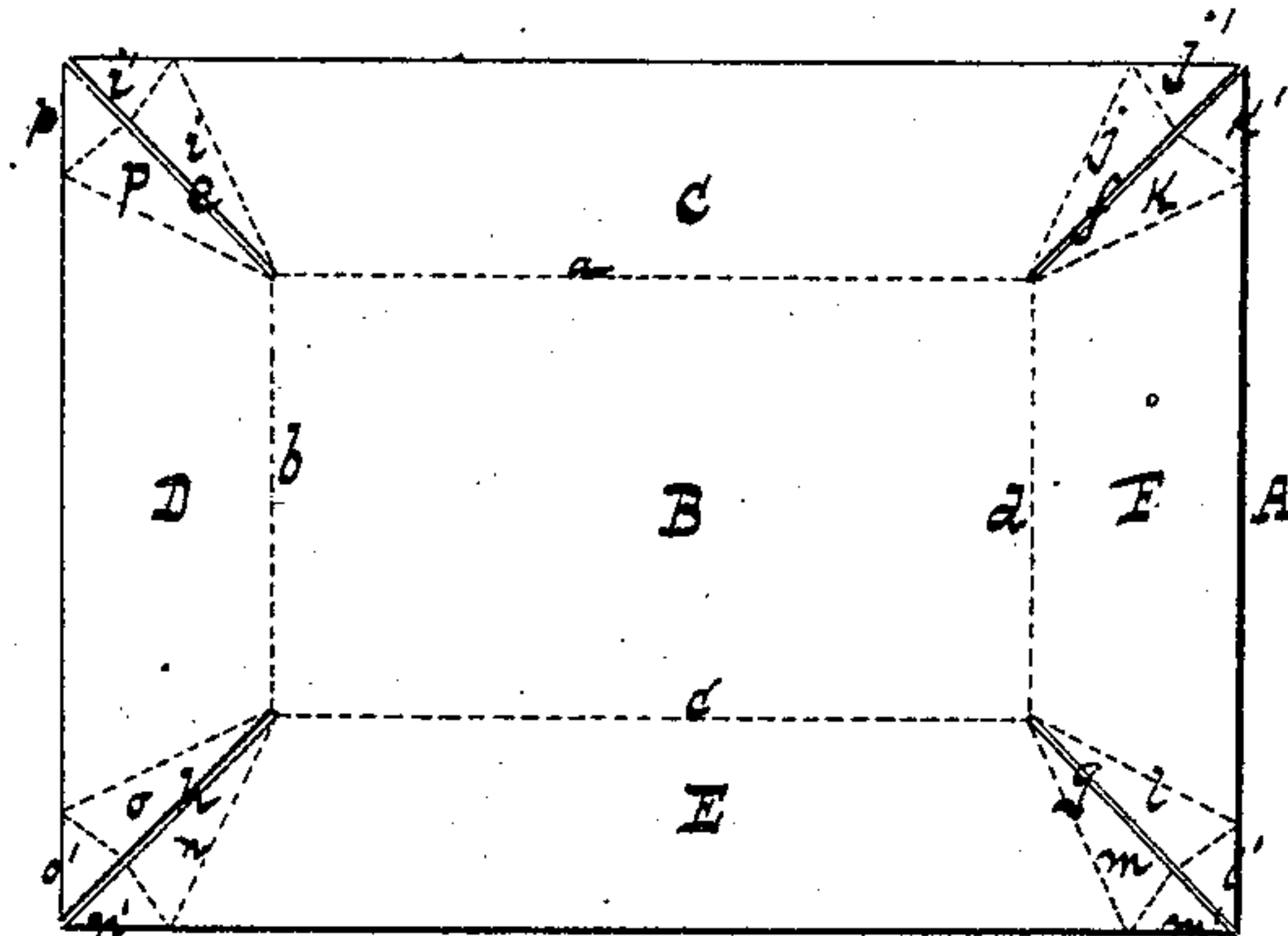


Fig. 2.




Fig. 3.


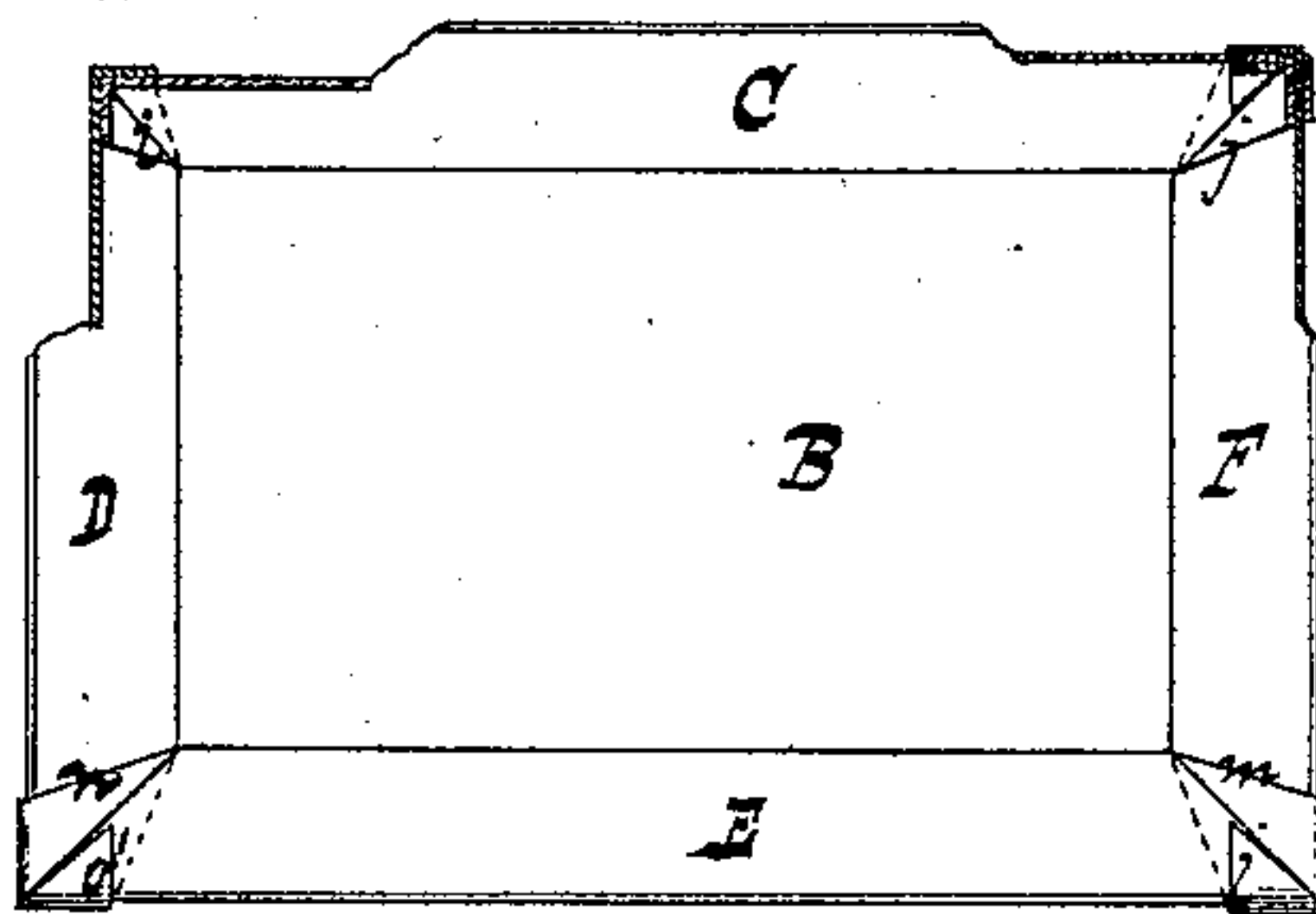


Fig. 4.



Witnesses

Otto Schufeldt
Robert E. Miller

Inventor:

Oliver M. Sloat

by

Van Bentwood & Hauff

Attorneys

UNITED STATES PATENT OFFICE.

OLIVER M. SLOAT, OF BROOKLYN, NEW YORK.

IMPROVEMENT IN SHEET-METAL BOXES.

Specification forming part of Letters Patent No. **181,215**, dated August 15, 1876; application filed June 19, 1876.

To all whom it may concern:

Be it known that I, OLIVER M. SLOAT, of Brooklyn, in the county of Kings and State of New York, have invented a new and useful Improvement in Sheet-Metal Boxes, which improvement is fully set forth in the following specification, reference being had to the accompanying drawing, in which—

Figure 1 represents a plan of the blank which I use for my box. Fig. 2 is a longitudinal vertical section of my box. Fig. 3 is a transverse vertical section of the same. Fig. 4 is a sectional plan or top view of the same.

Similar letters indicate corresponding parts.

This invention consists in a box which is made of a rectangular piece of sheet metal by making oblique incisions in the corners, then bending the ends of two opposite sides inward, and turning up all the sides to the desired position, and, finally, locking the sides together by bending the corners of the sides outward and inward over the edges of the adjacent sides.

In the drawing, the letter A, Fig. 1, designates the blank of my box, which is formed of a rectangular piece of sheet metal. On this blank I mark out the lines *a b c d*, which inclose the bottom B of the box to be formed; then I make incisions *e f g h* from the corners of the blank to the corners of the bottom. On the ends of the sides C D E F I mark off flaps *i j k l m n o p*, and on the corner of each of these flaps is marked off a locking-ear, *i' j' k' l' m' n' o' p'*, as indicated by dotted lines. After all these parts have been marked off I bend the flaps of the sides C and the flaps *m n* of the side E inward to the desired angle, and turn up the sides D F and C E to the position shown in Figs. 2 and 3, the side D being brought up against the flaps *i n*, and the side F against the flaps *j m*; I then turn the flaps *k l* and *o p* of the sides F D so that they bear against the outer surfaces of the sides C

E, respectively; and, finally, I turn the locking-ears *k' l'* and *o' p'* outward over the top edges of the sides C and E, respectively, and the locking-flaps *n' m' i' j'* inward over the top edges of the sides D and F, and the box is finished.

In practice, the operation of producing the incisions *e f g h*, and of bending the sides, the flaps, and the locking-ears, is done by suitable dies or tools, and my boxes can be produced without any loss of stock, and with comparatively little labor.

I do not claim boxes made of paper or such other material in which the ends and sides are fastened together by bending the corners of the ends outward and inward over the edges of the ends and sides, for in such the parts require to be pasted together; and, further, by the corners projecting above the ends and sides, it requires a specially-constructed top when the same are used for transporting fruits or other substance. Such has been in use for some time, and it is to improve upon the same that is the object of my invention, which I do by dispensing with all pasting or soldering; and, further, by having the corners, sides, and ends of equal height, forming an even top edge, it is not essential to specially construct the cover.

What I claim as new, and desire to secure by Letters Patent, is—

A four sided sheet-metal box with an even top edge, produced from a blank, A, formed with supporting-flaps *i j k l m n o p* and locking-ears *i' j' k' l' m' n' o' p'*, substantially as shown and described.

In testimony that I claim the foregoing I have hereunto set my hand and seal this 12th day of June, 1876.

O. M. SLOAT. [L. s.]

Witnesses:

W. HAUFF,

E. F. KASTENHUBER.