

EMILY ROCHOW.  
CENTRIFUGAL SUGAR-MACHINE.

No. 181,208.

Patented Aug. 15, 1876.

Fig: 1

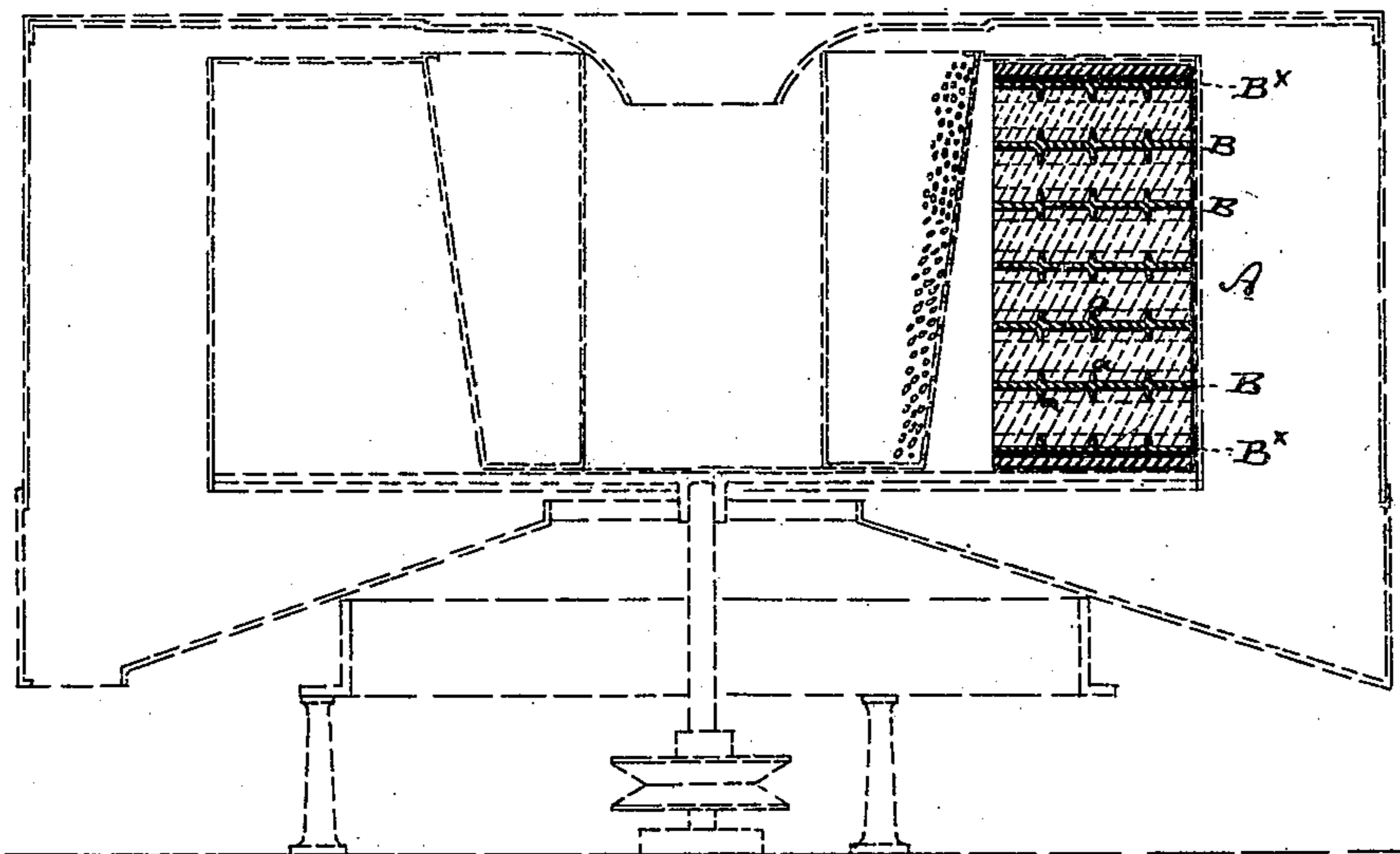


Fig: 4

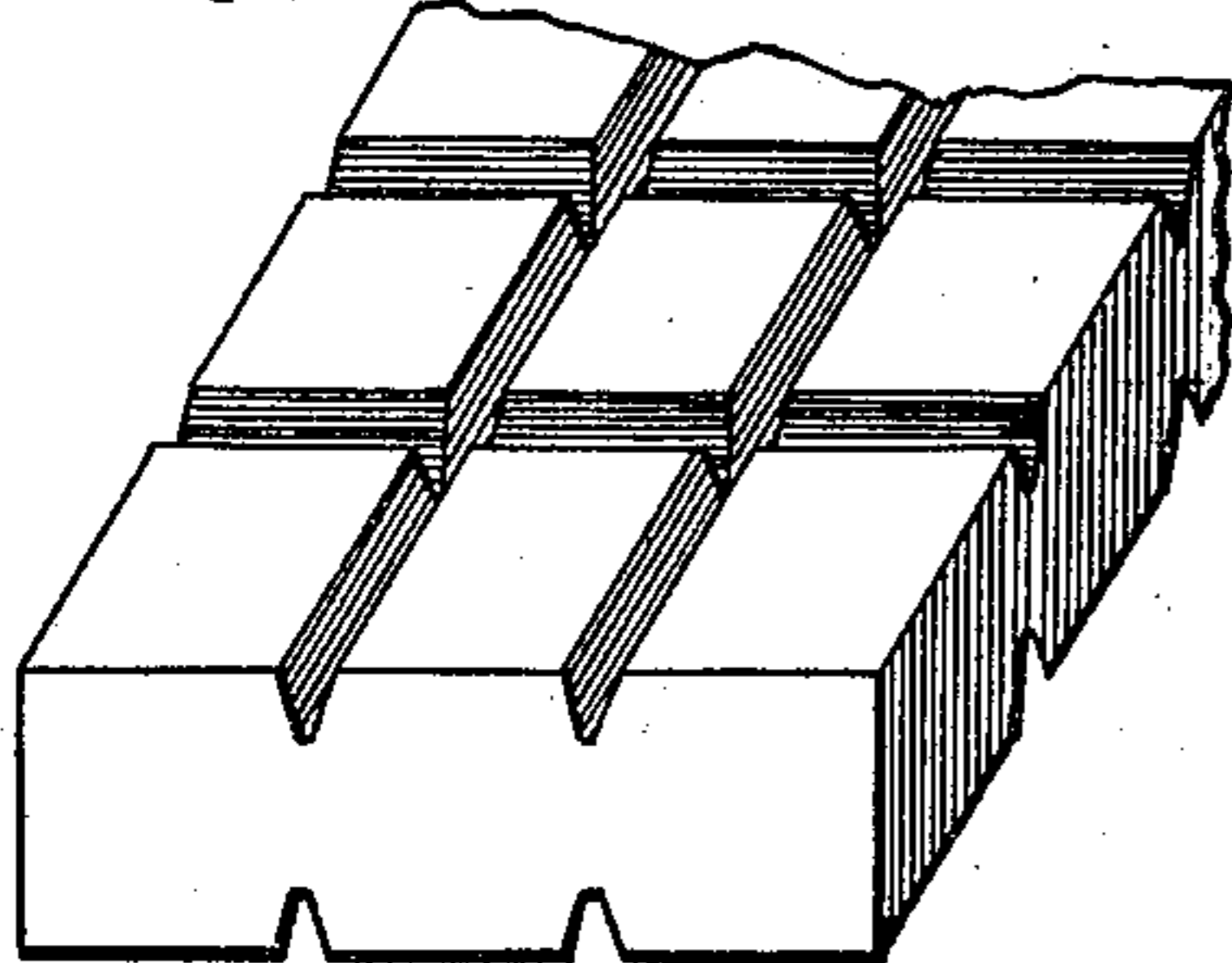


Fig: 2

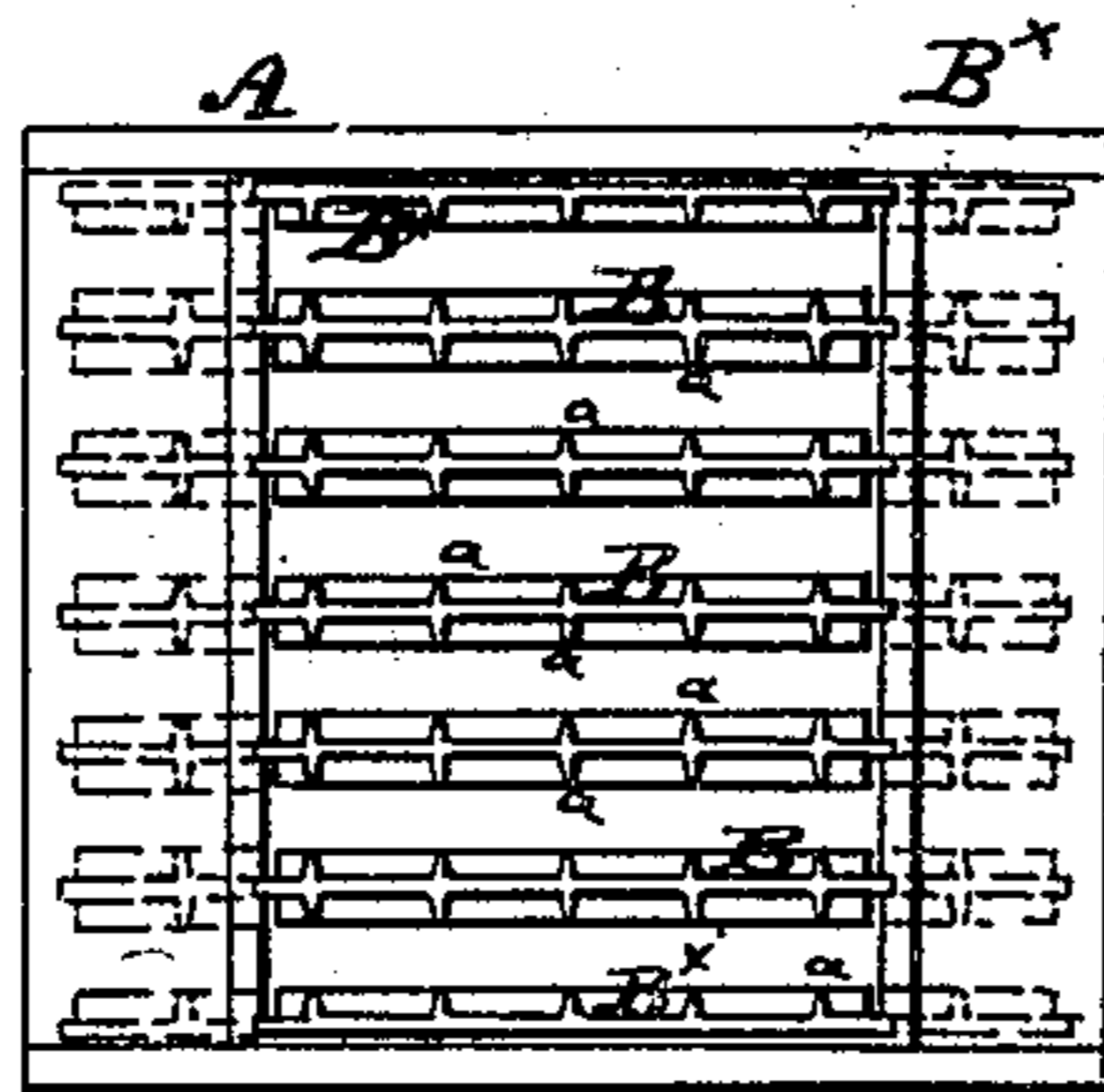
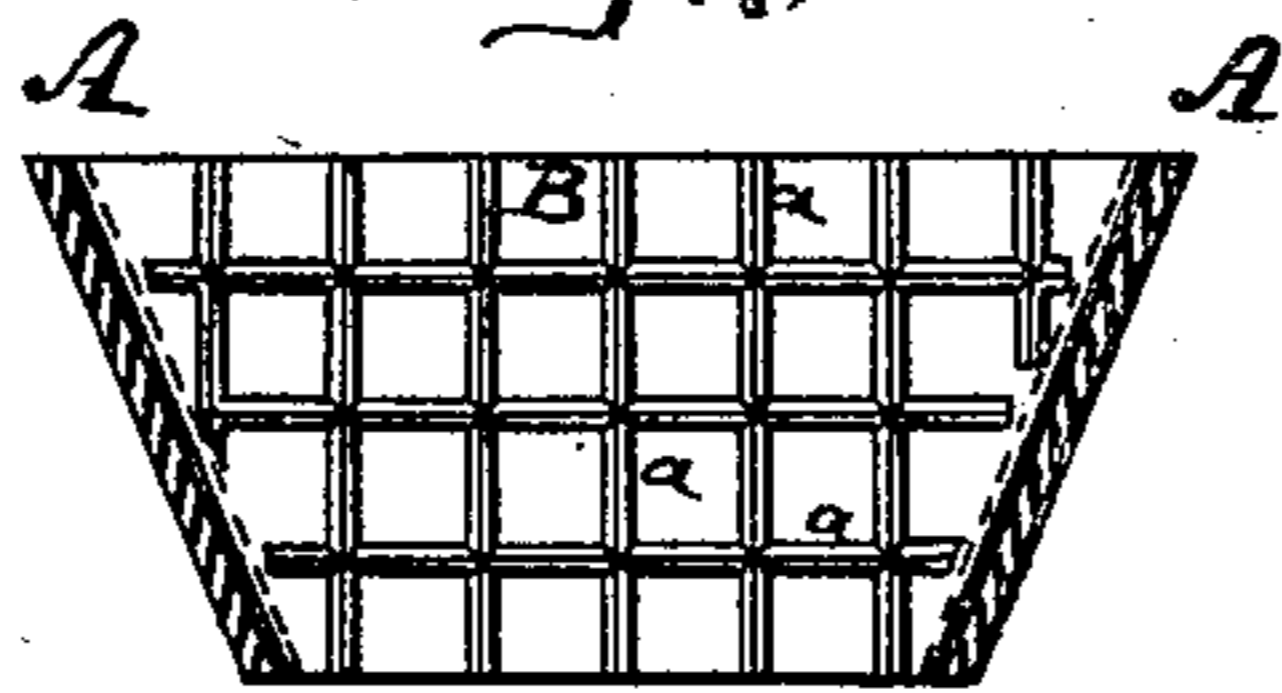


Fig: 3



Witnesses:  
A. Monga.  
Ernest W. Clegg

Inventor  
Emily Rochow  
by her attorney  
A. V. Briesen

# UNITED STATES PATENT OFFICE.

EMILY ROCHOW, OF BROOKLYN, NEW YORK.

## IMPROVEMENT IN CENTRIFUGAL SUGAR-MACHINES.

Specification forming part of Letters Patent No. **181,208**, dated August 15, 1876; application filed June 21, 1876.

*To all whom it may concern:*

Be it known that I, EMILY ROCHOW, of Brooklyn, in the county of Kings and State of New York, have invented a new and useful Improvement in Centrifugal Sugar-Machines, of which the following is a specification:

The object of this invention is to so construct the receiving-chambers of a centrifugal sugar-machine that the slabs of sugar formed therein will, by a series of grooves, be divided on their surfaces into cubes or blocks of suitable form and size for greater convenience in subsequent separation.

The plates of sugar now produced in machines of the kind described in the Letters Patent No. 157,595, and in other machines of similar kind, must be cut into blocks for table and family use, and expensive cutting-machines are now used for that purpose.

My invention consists in forming projecting ribs on the removable partitions of the receiving-drum, and in thereby grooving the slabs of sugar formed therein, so that they may be readily broken into cubes, blocks, or pieces of the desired size and shape. The labor of cutting is thus entirely dispensed with, and the sugar can even be packed for market in the form of grooved slabs, and reduced into regular blocks by the consumer, as occasion may require.

In the accompanying drawing, Figure 1 represents a vertical central section of a centrifugal machine provided with my improvement. Fig. 2 is an inner face view of a section of the drum containing my invention. Fig. 3 is a horizontal section thereof; and Fig. 4, a perspective view, on an enlarged scale, of a plate of sugar grooved according to my invention.

Similar letters of reference indicate corresponding parts in all the figures.

The letter A represents a section of the outer

drum of a centrifugal sugar-machine provided with a series of horizontal or other partitions, B B, substantially as described in the Patent No. 157,595; but the invention is equally applicable to other styles of centrifugal or sugar-molding machines. Between these partitions the sugar is formed into plates or flat cakes of considerable extent. I form on the faces of the partitions B B projecting ribs *a a*, at such distances apart, and at such angles to one another, that the grooves formed by them in the plates or slabs of sugar molded within the drum will partly divide the same into cubes or pieces of the desired size and form; and, as clearly indicated in Fig. 4, the division of the slabs being such that with a small effort they will be finally reduced into blocks, I prefer to form these ribs on opposite sides of each partition B, as shown in Fig. 2; but for many purposes it may suffice to have but one face of each partition provided with such ribs. When the double system of ribs is used, it will be necessary to introduce false partitions B<sup>x</sup> B<sup>x</sup>, having ribs *a*, into the drum close to the walls thereof, as in Figs. 1 and 2, for the purpose of grooving the outer faces of the outermost sugar slabs. The ribs *a a* I prefer to make tapering for greater ease of withdrawal from the sugar.

I claim as my invention—

1. In combination with the drum of a centrifugal machine, the plates B B, made with projecting ribs *a*, substantially as specified.
2. In combination with the drum A and ribbed partitions B B, the false partition B<sup>x</sup>, substantially as specified.

EMILY ROCHOW.

Witnesses:

ERNEST C. WEBB,  
F. ROCHOW.