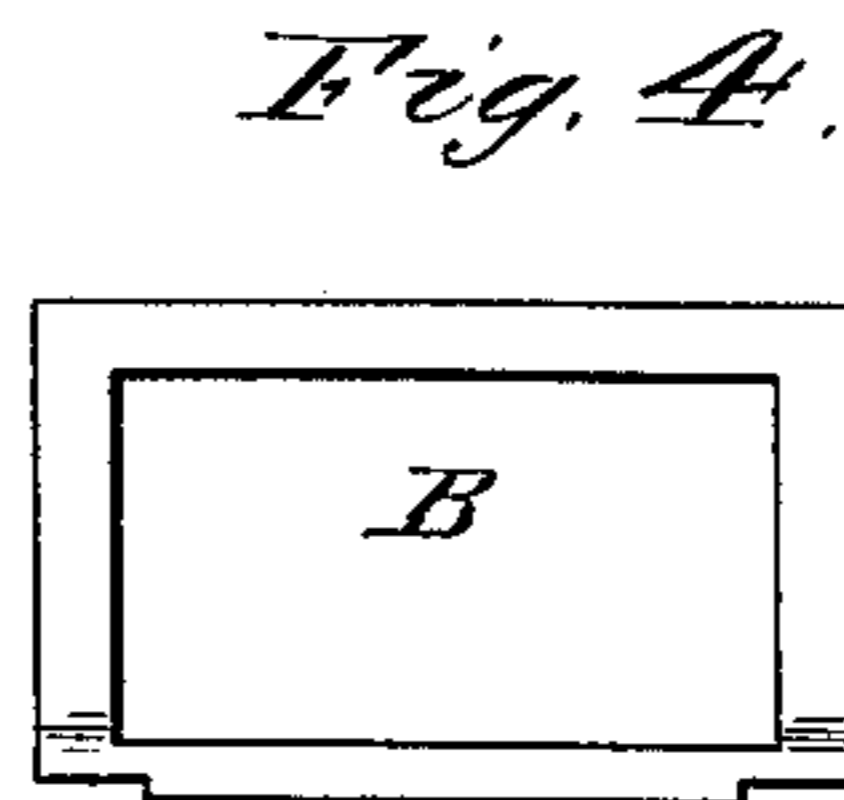
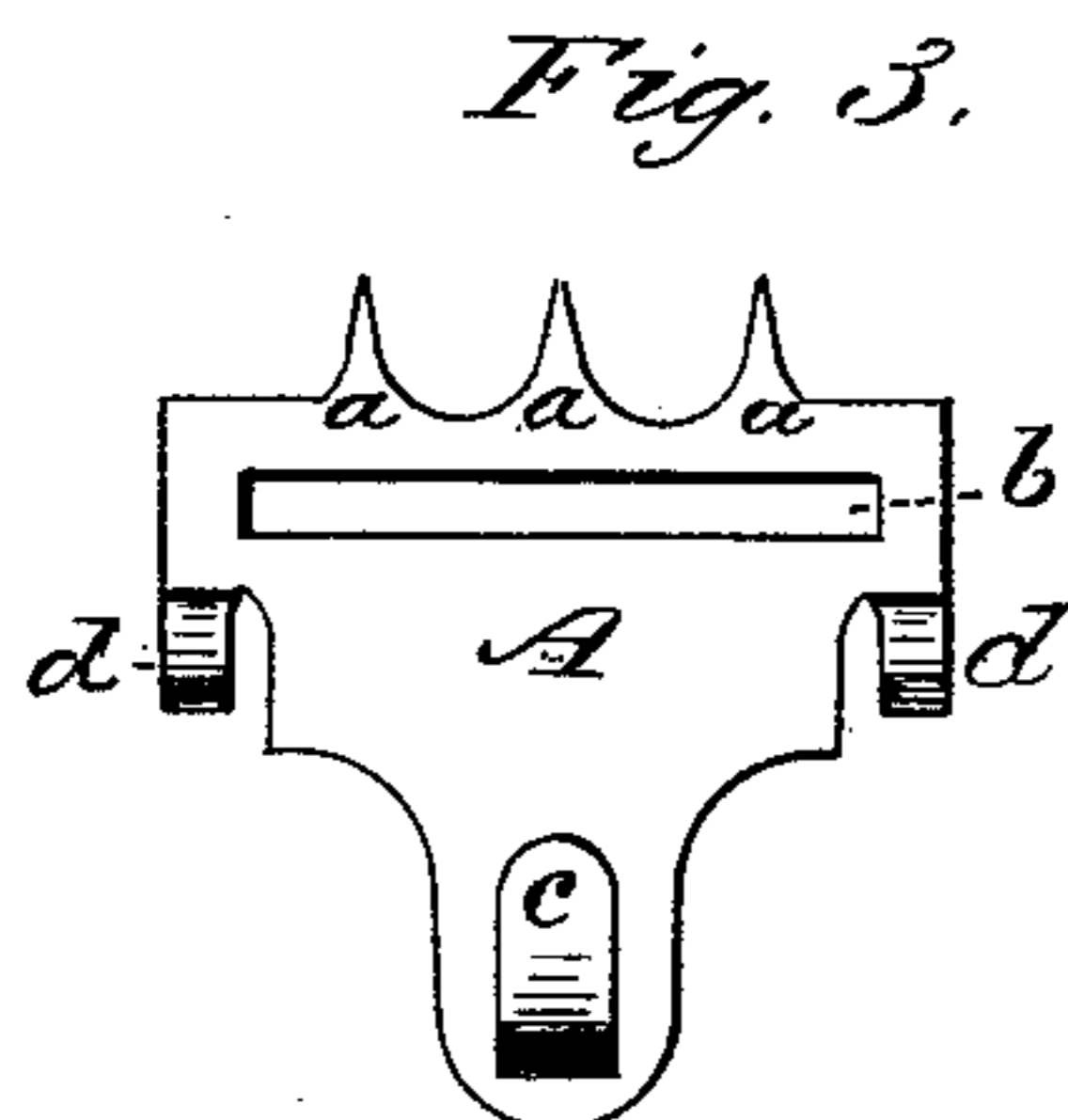
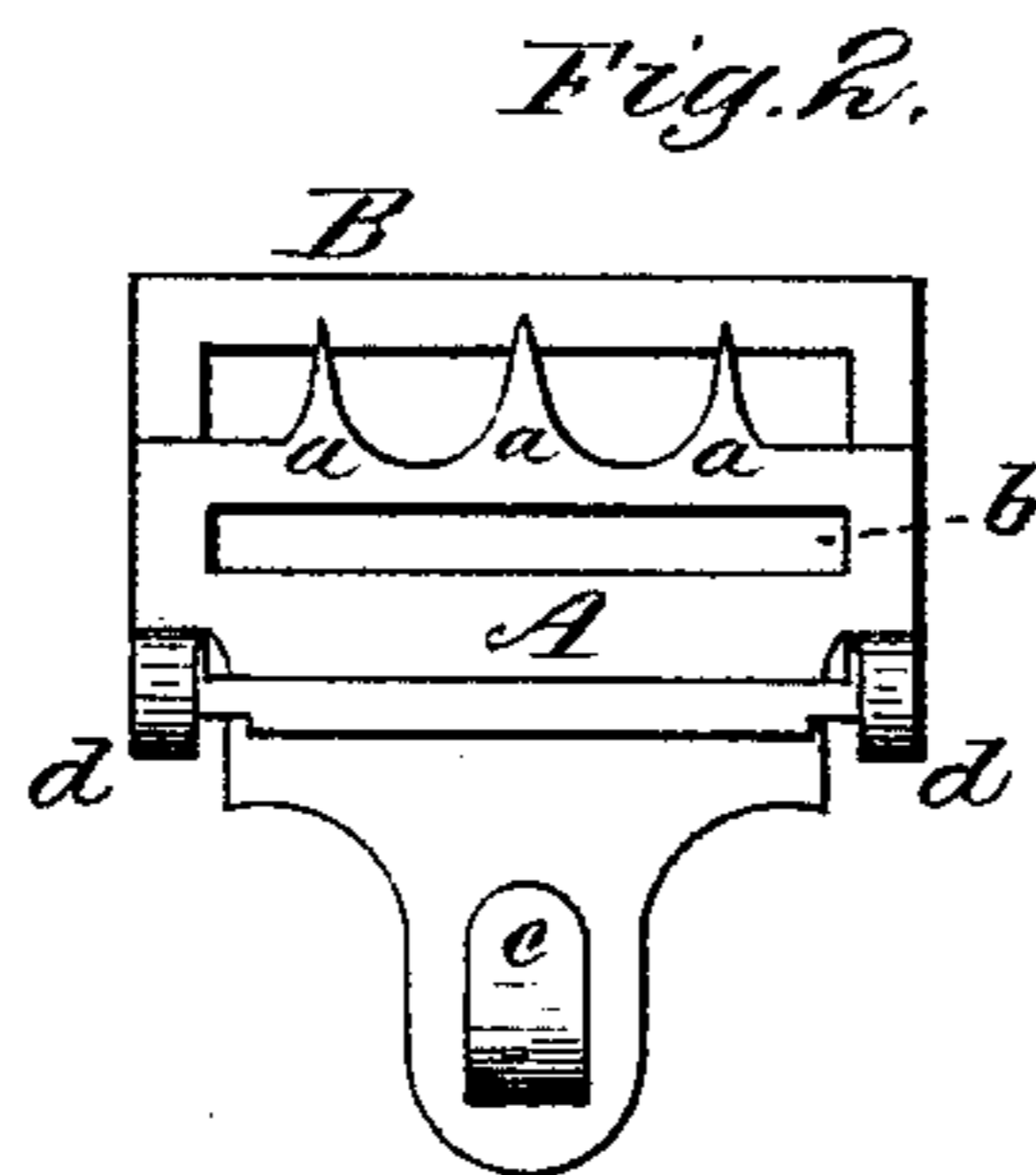
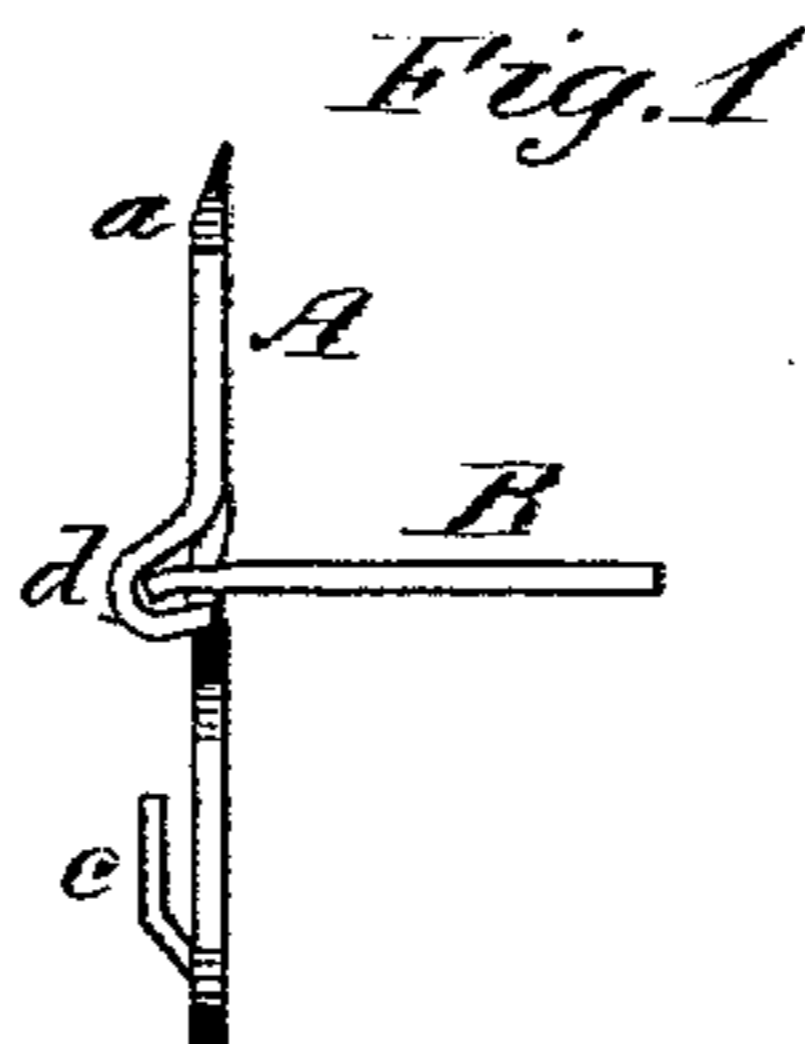


J. A. CLINTON & M. L. BASSETT.

BUCKLES.

No. 180,992.

Patented Aug. 15, 1876



WITNESSES:

Nat. E. Oliphant  
Geo. R. Porter

INVENTORS.  
John A. Clinton,  
Marshall L. Bassett.  
per Cha. H. Fowler,  
Attorney.

# UNITED STATES PATENT OFFICE.

JOHN A. CLINTON AND MARSHALL L. BASSETT, OF NEW HAVEN, ASSIGNORS  
TO GEORGE M. HOTCHKISS AND WILLIAM PARMELEE, OF WEST HAVEN,  
CONNECTICUT.

## IMPROVEMENT IN BUCKLES.

Specification forming part of Letters Patent No. **180,992**, dated August 15, 1876; application filed  
May 29, 1876.

*To all whom it may concern:*

Be it known that we, JOHN A. CLINTON and MARSHALL L. BASSETT, of West Haven, in the county of New Haven and State of Connecticut, have invented a new and valuable Improvement in Buckles; and we do hereby declare that the following is a full, clear, and exact description of the construction and operation of the same, reference being had to the annexed drawings, making a part of this specification, and to the letters and figures of reference marked thereon.

Figure 1 of the drawing is a representation of our improved buckle, showing an end view thereof. Fig. 2 is a front view of the same. Figs. 3 and 4 are detached views of the two parts composing the buckle.

The object and purpose of the present invention are to provide a simple, cheap, and effective buckle, composed simply of two parts, stamped or otherwise formed of metal; and the invention consists in the form and construction of the two parts and the manner of connecting them together, as will be hereinafter described, and subsequently pointed out in the claim.

In the accompanying drawings, A and B represent the two pieces, forming, together, the buckle, which may be constructed of wire, or

may be cast or struck up from sheet metal. The part A is formed with a series of teeth, *a*, and an elongated opening, *b*, for the reception of the end of the suspender and the usual lip or catch *c*. When constructing the part A, two lips or flanges, *d d*, are formed for the purpose of retaining the frame B in place and preventing the two parts A B from becoming detached or separated. The two lips *d d*, after the frame B is placed in position, are bent in a semicircular form around the ends of the frame, thereby making a very cheap and effective buckle.

Having now fully described our invention, what we claim as new, and desire to secure by Letters Patent, is—

A buckle composed of the frame B and the part A, with teeth *a*, elongated slot *b*, and lips or flanges *d*, by which the two are connected together, substantially as shown and described.

In testimony that we claim the above we have hereunto subscribed our names in the presence of two witnesses.

JOHN A. CLINTON.  
MARSHALL L. BASSETT.

Witnesses:

H. G. HOTCHKISS,  
PHILIP POND.