

C. ROBINSON.
TOY TARGET.

No. 180,929.

Patented Aug. 8, 1876.

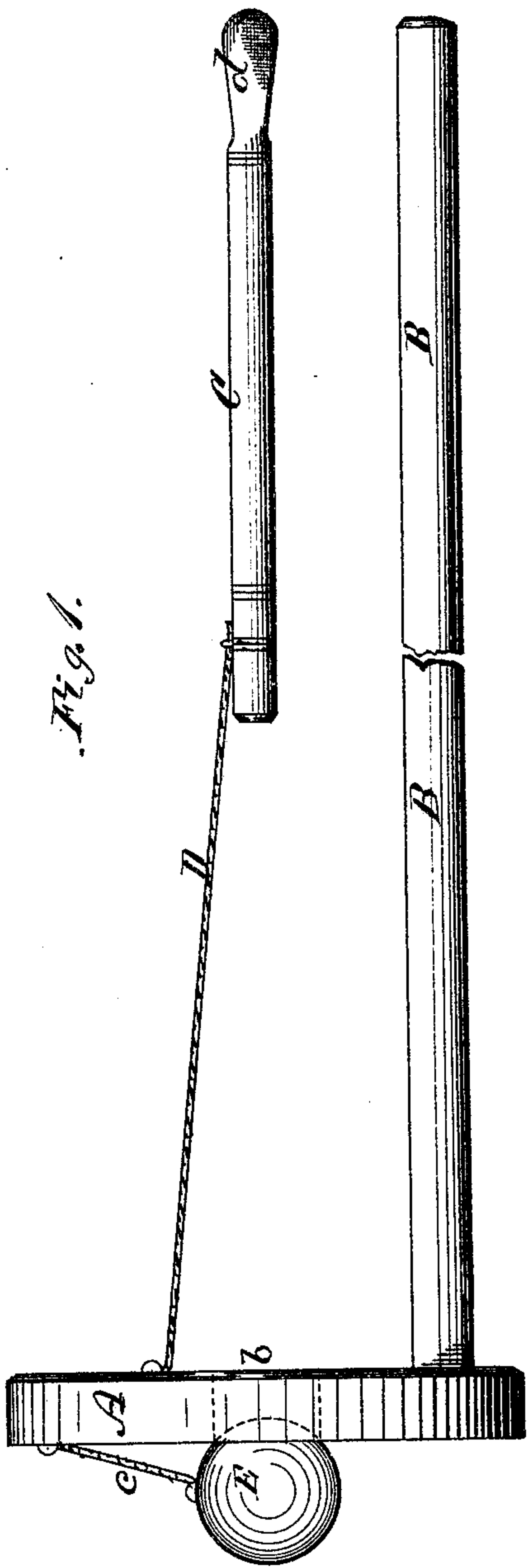


Fig. 1.

Fig. 3.

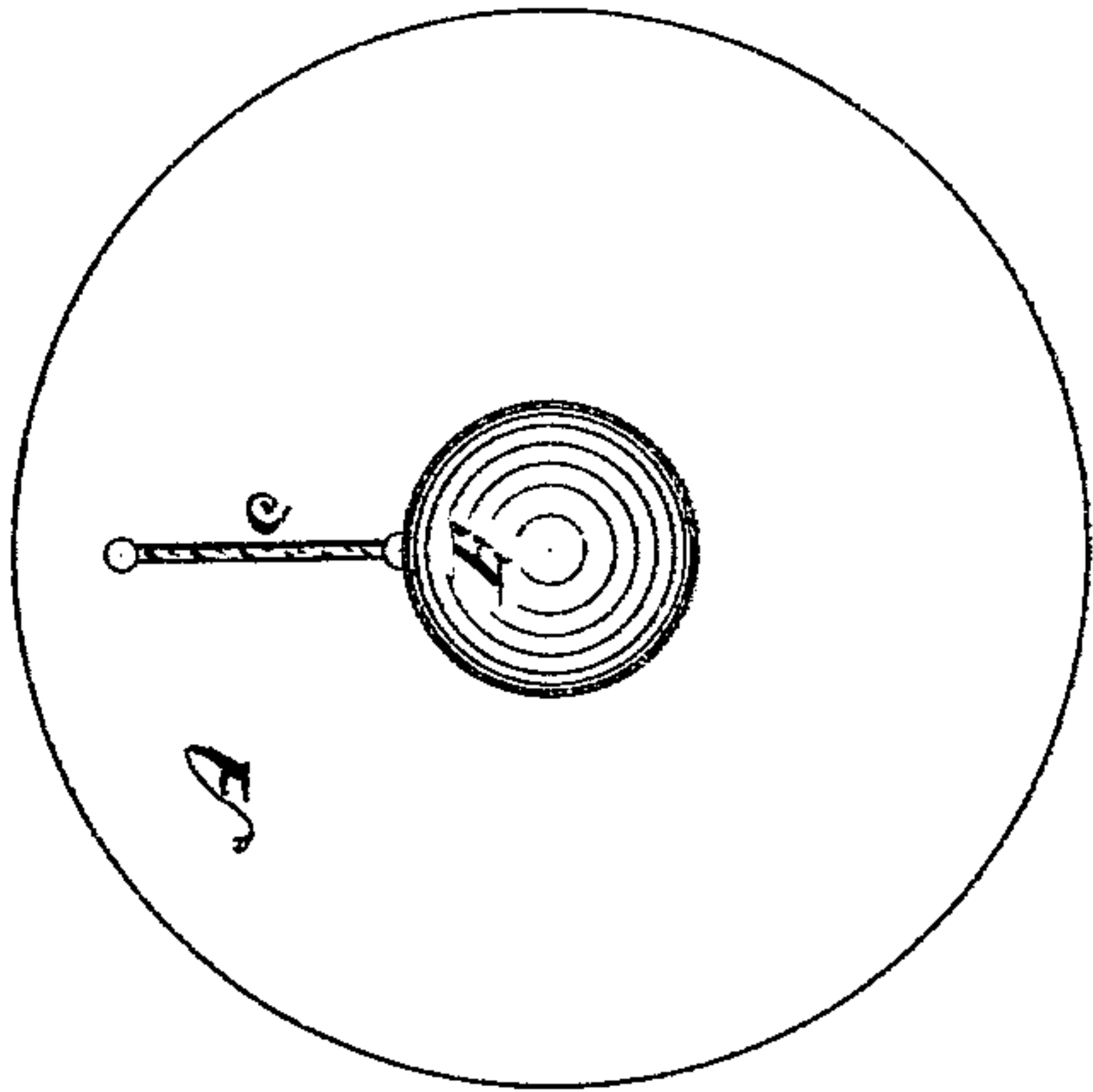
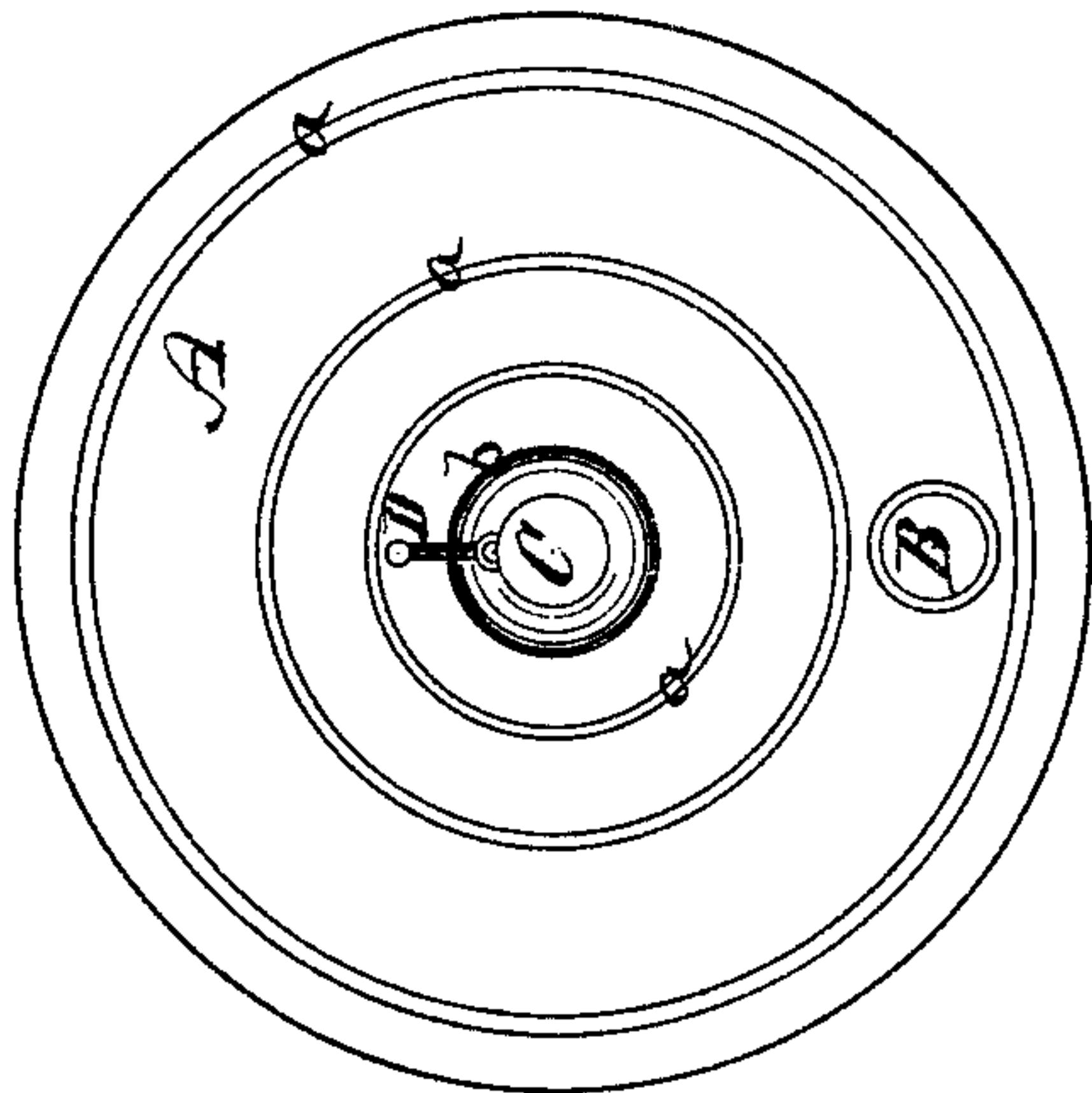


Fig. 2.



WITNESSES
E. M. Gallaher.
C. Clarence Poole,

By

INVENTOR,
Charles Robinson,
J. S. Brown, his Attorney

UNITED STATES PATENT OFFICE

CHARLES ROBINSON, OF CAMBRIDGEPORT, MASSACHUSETTS.

IMPROVEMENT IN TOY TARGETS.

Specification forming part of Letters Patent No. **180,929**, dated August 8, 1876; application filed January 12, 1876.

To all whom it may concern:

Be it known that I, CHARLES ROBINSON, of Cambridgeport, in the county of Middlesex and State of Massachusetts, have invented a Safety Toy Target; and I do hereby declare that the following is a full and exact description thereof, reference being had to the accompanying drawings, making part of this specification—

Figure 1 being a side view of the improved target; Fig. 2, a front view of the same; Fig. 3, a back view thereof.

Like letters designate corresponding parts in all of the figures.

My invention consists in a target attached to a handle or rod, to be held in the hand; in an arrow, shaft, ball, or other missile connected with the target by an elastic cord or line, which throws the missile; and in a ball or bull's-eye, which may be a bell, or have a bell attached to or connected with it, to be placed behind a central hole in the target, all arranged and operating substantially as herein specified.

In the drawings, A represents the target proper, to have suitable concentric rings or lines *a a* on its face, or otherwise to be properly marked, and to have a central aperture, *b*; B, a rod or handle, attached at one end to the face of the target, near the lower edge thereof, and extending forward to any distance desired, and to be held in the hand at its forward end, for sustaining the target, or for steadying it in proper position; C, a shaft or arrow, representing any suitable missile to be directed toward the target; D, an elastic cord or line, attached at one end to the target, and at the other end to the missile, as indicated in the drawings; and E, a ball or bull's-eye, suspended by a cord, *c*, behind the target, so as to hang centrally behind the central hole *b* through the target, when the

latter is in position for use. If a bell alone is used, it is suitably mounted behind the hole *b*.

In using the target, the forward end of the rod B is held in one hand, so as to hold the target in an upright position, either sustained by the rod itself or resting on a support. The shaft or arrow C is then drawn forward by taking hold of the end *d*, thereby stretching the elastic cord D. Proper aim is then taken, and the shaft or arrow let go. If the aim is accurate, the ball or bull's-eye E will be struck and thrown backward, though still held by its cord *c*, thus indicating that a hit is made.

If the ball is a bell, or has a bell attached to or connected with it, not only will the bull's-eye move and indicate a hit, but the bell will indicate it to the ear. The shaft or arrow will be retained by its elastic cord, and thus always be kept in place.

This target has the advantage over all other targets and missiles for the use of children in being entirely safe, since the missile can neither fly off to break any thing, nor in any way do any damage or hurt any person.

What I claim as my invention, and desire to secure by Letters Patent, is—

1. A target, A, provided with a handle or rod, B, extending forward from the target, for the purpose herein specified.

2. A target, A, provided with a ball or bull's-eye, E, suspended by a cord, *c*, behind a central aperture, *b*, therein, substantially as herein specified.

Specification signed by me this 15th day of December, 1875.

CHARLES ROBINSON.

Witnesses:

H. L. HAZELTON,
GEO. F. HOMER.