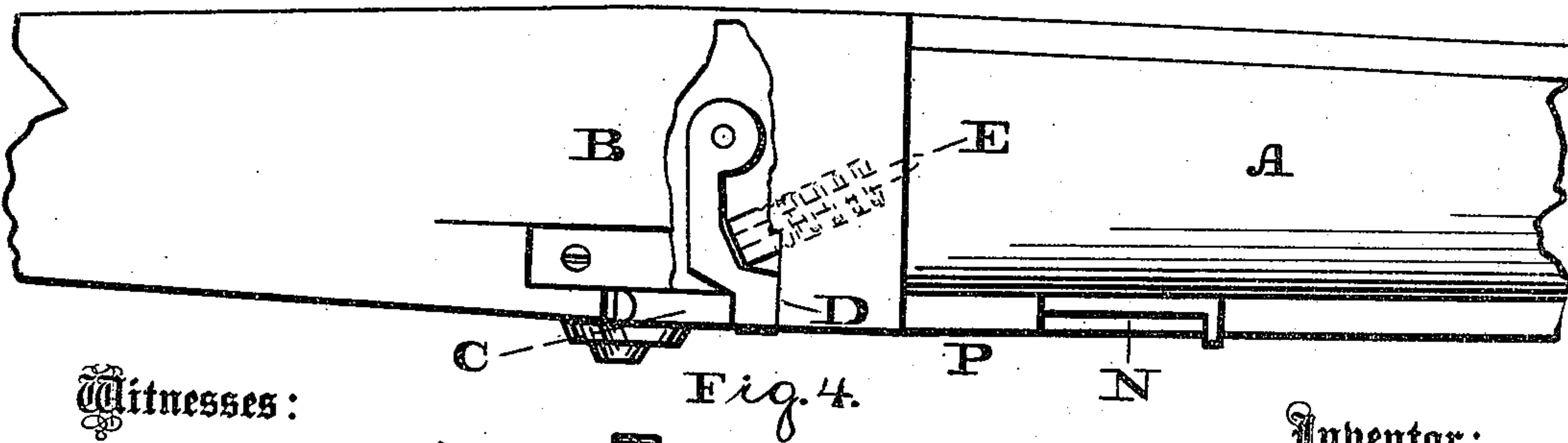
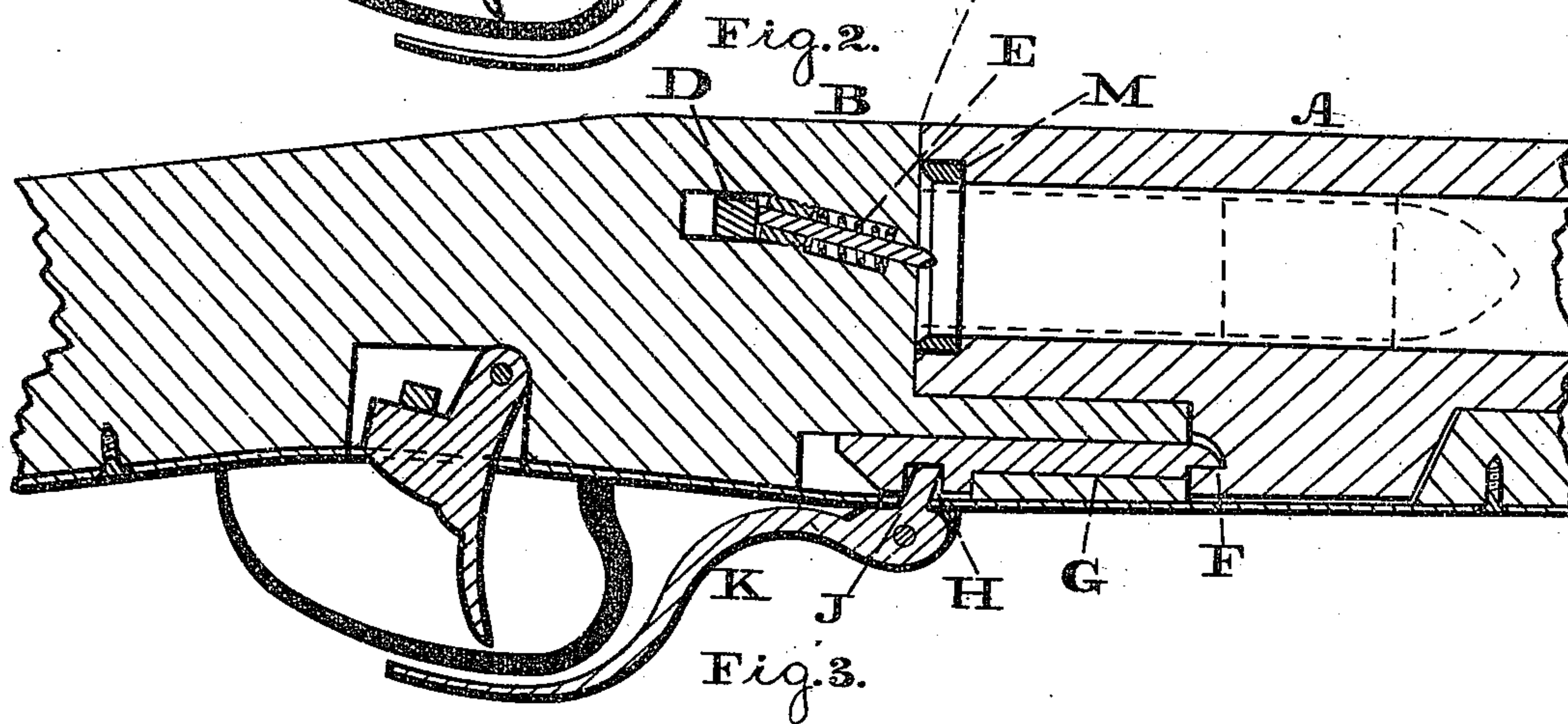
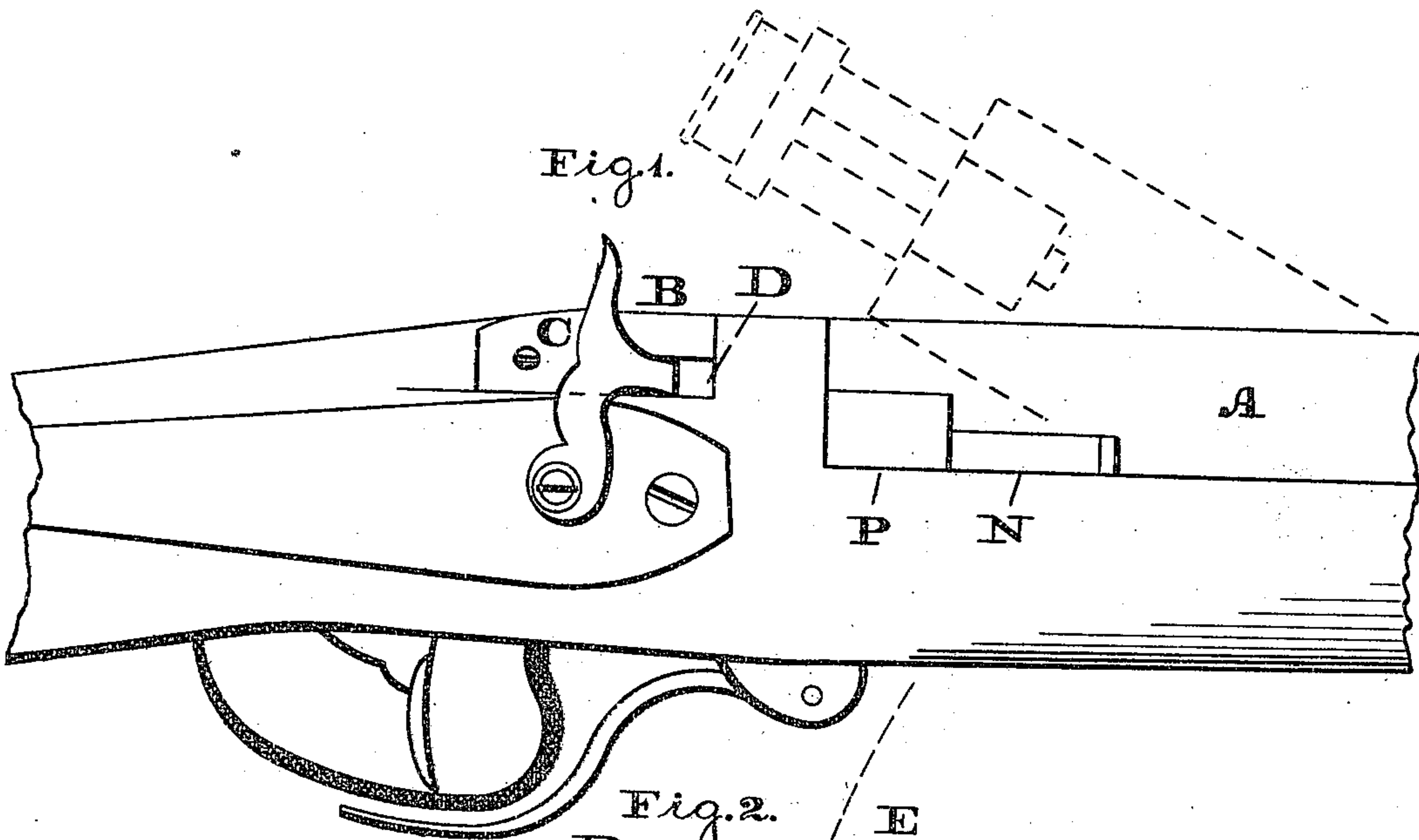


BREECH-LOADING FIRE ARMS.

No. 180,803.

Patented Aug. 8, 1876.



Witnesses :
Lewis F. Brown,
A. P. Grant.

Inventor:
Anton Spillerberg,
Hindenburgstr.
10
Hamburg

UNITED STATES PATENT OFFICE.

ANTON SPELLERBERG, OF BEVERLY, NEW JERSEY.

IMPROVEMENT IN BREECH-LOADING FIRE-ARMS.

Specification forming part of Letters Patent No. 180,803, dated August 8, 1876; application filed June 7, 1876.

To all whom it may concern :

Be it known that I, ANTON SPELLERBERG, of Beverly, in the county of Burlington and State of New Jersey, have invented a new and useful Improvement in Fire-Arms; and I do hereby declare the following to be a clear and exact description of the nature thereof, sufficient to enable others skilled in the art to which my invention appertains to fully understand, make, and use the same, reference being had to the accompanying drawings, making part of this specification, in which—

Figure 1 is a side elevation of the fire-arm embodying my invention. Fig. 2 is a central longitudinal section thereof. Fig. 3 is a view of the upper face thereof, (partly broken away.) Fig. 4 is a view of a detached portion.

Similar letters of reference indicate corresponding parts in the several figures.

My invention consists of breech-loading fire-arms, in which a central firing-pin is operated by a hammer on the side of the breech-block by means of a transversely-extending pivoted dog or bar.

Referring to the drawings, A represents a breech-loading barrel, which is pivoted to the stock and adapted to be thrown up as shown in Fig. 1, thus exposing the rear or breech of the barrel for loading purposes. B represents the breech-block, to the side of which is pivoted the hammer C, which is engaged and released as usually. D represents a dog, which is pivoted to the breech-block B near the upper portion thereof, and it extends transversely and horizontally, so that its free end projects at the side of said block B, and in front of the nose of the hammer C. In the breech-block there is fitted the firing-pin E, which extends longitudinally, its forward end projecting centrally into the breech of the barrel, so as to strike the center of the fulminate of the cartridge, and its rear end adapted to be struck by the dog D. In order to obtain full leverage of the dog on the pin E the latter extends in a diagonal direction, so that the rear of the pin E will approximate the outer end of the dog D.

It will be seen that when the hammer is

discharged rapid and reliable motion will be imparted to the firing-pin, and the hammer and pin do not obstruct the sight of the fire-arm. The return motion of the pin will be accomplished by a spring suitably applied.

In order to lock the breech of the barrel to the stock, I form on the under side of the barrel a lug or shoulder, F, and locate in the stock, adjacent thereto, a sliding bar, G, which is forked or notched, as at H, at its rear end, with which fork engages the head J of a lever, K, whose lower end is curved and adapted to conform, in a measure, with the curvature of the guard L. By forcing down the lever K the bar G is moved rearward and withdrawn from the lug or shoulder F. The breech may then be thrown up. When the breech is down the lever K is moved toward the guard, thus forcing the bar G into engagement with the lug or shoulder F, and locking the breech. The rear of the breech has a groove for the reception of a ring or extractor, M, for the cartridge-shell. To the ring is secured an arm, N, which passes through a guiding-lug, P, on the outside of the barrel, and has a head or hook, a, for operating purposes. As is well known the ring M does not interfere with the operation of firing. When the fire-arm is discharged and the breech is raised, the cartridge-shell may be readily removed by pressing the head a rearward, thus causing the ring M to carry the shell out of the barrel, after which the ring will be returned to its position in the groove of the breech, and the fresh cartridge may be applied.

Having thus described my invention, what I claim as new, and desire to secure by Letters Patent, is—

The transversely-extending pivoted dog D, projecting at the side of the breech-block, and operating the central firing-pin E by the hammer C, also at the side of the breech-block, substantially as and for the purpose set forth.

ANTON SPELLERBERG.

Witnesses:

JOHN A. WIEDERSHEIM,
JOSEPH JACOBS.