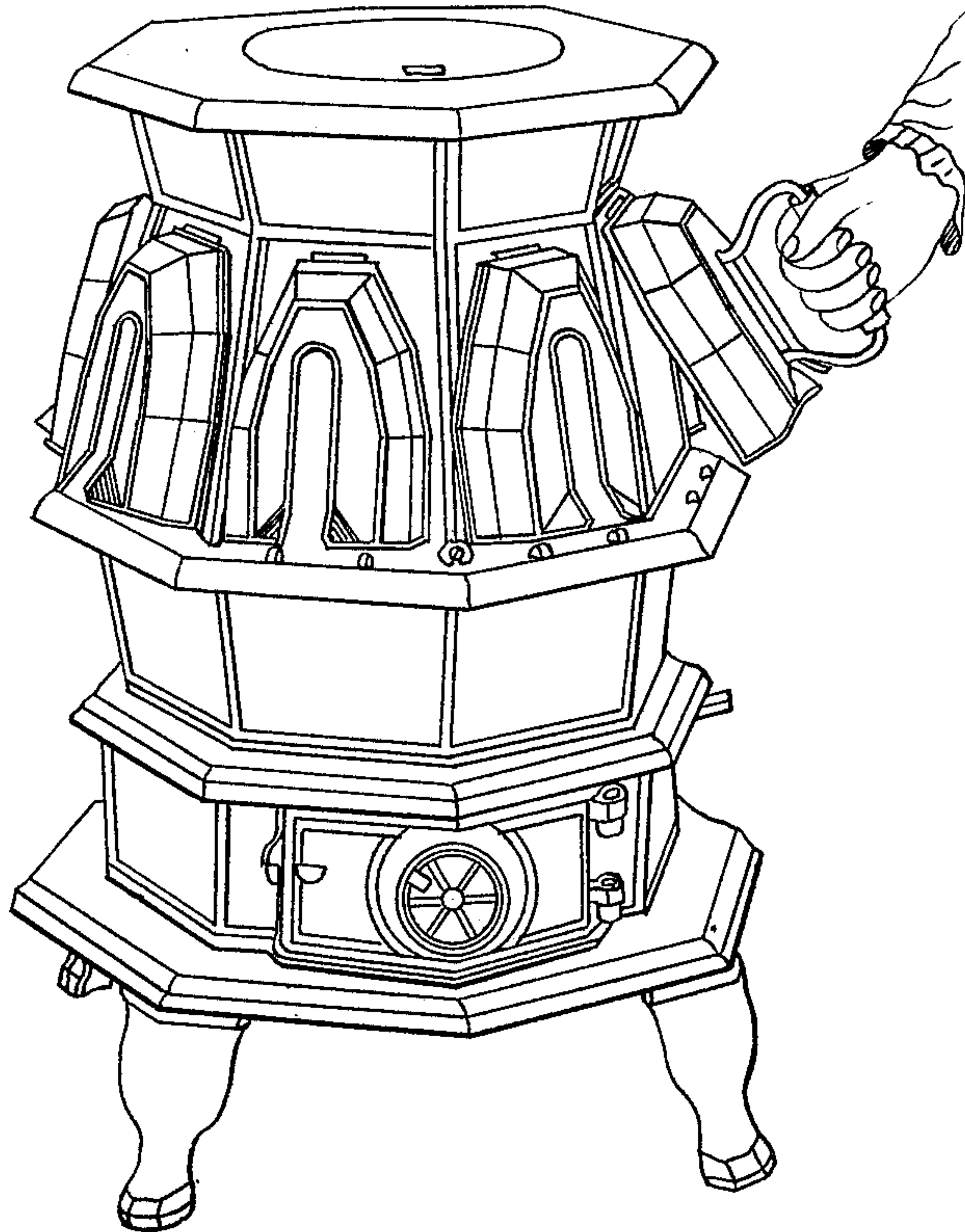


G. W. ROBERTSON.  
LAUNDRY FURNACE.

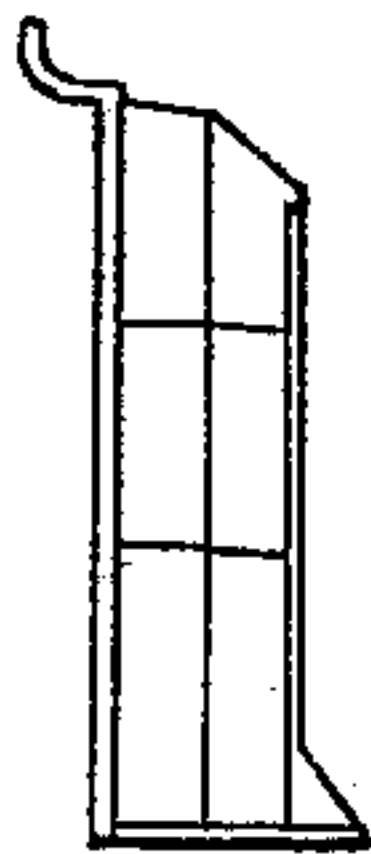
No. 180,791.

Patented Aug. 8. 1876.

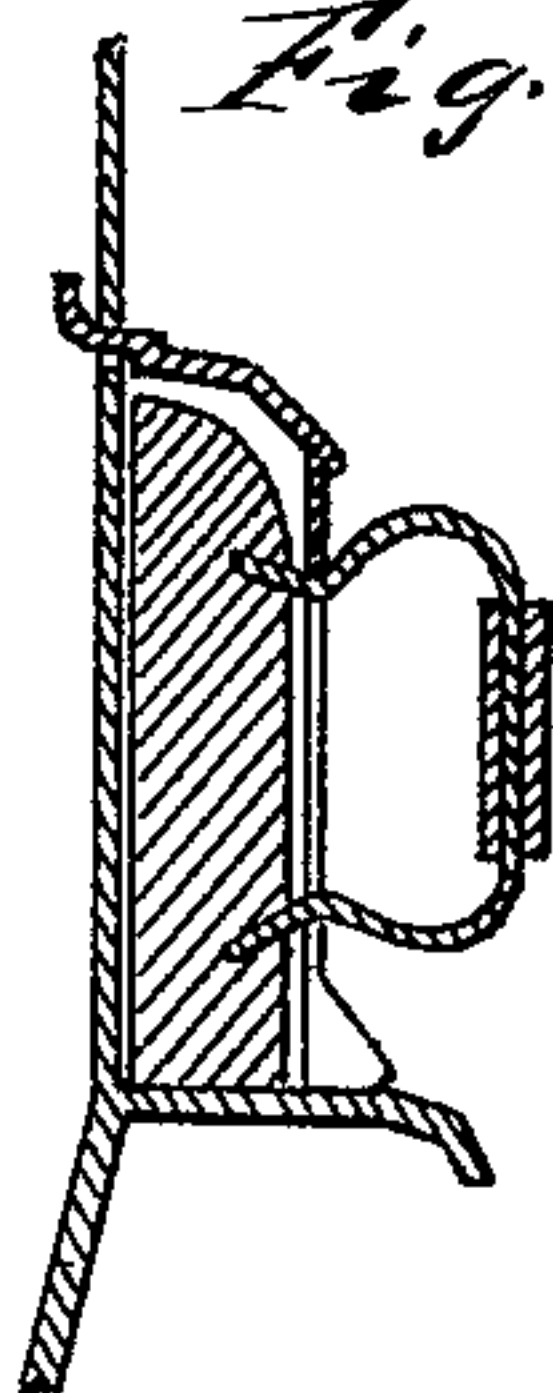
*Fig. 1.*



*Fig. 2.*



*Fig. 3.*



*Witnesses*

Robt. H. Duncan  
Benj. A. Smith

*Inventor*

George W. Robertson  
by Saul A. Duncan  
his atty

# UNITED STATES PATENT OFFICE.

GEORGE W. ROBERTSON, OF PEEKSKILL, NEW YORK, ASSIGNOR TO  
SOUTHARD, ROBERTSON & CO., OF NEW YORK CITY.

## IMPROVEMENT IN LAUNDRY-FURNACES.

Specification forming part of Letters Patent No. **180,791**, dated August 8, 1876; application filed  
May 20, 1876.

*To all whom it may concern:*

Be it known that I, GEORGE W. ROBERTSON, of Peekskill, in the county of Westchester and State of New York, have invented a new and useful Improvement in Laundry-Furnaces, of which the following is a specification:

This invention relates to laundry-furnaces; and consists in a new and useful improvement in hoods or shields for sad-irons, to protect them from contact with the outer air while being heated, and in the mode of attaching such hoods to the sides of the stove or furnace.

In the accompanying drawings, which constitute a part of this specification, Figure 1 is a perspective view of the stove with the hoods attached. Fig. 2 is a side elevation of one of the hoods, the same being detached; and Fig. 3 is a vertical section through one of the hoods and the plate of the stove next adjacent thereto, showing one mode of attaching the hood to the stove; the sad-iron is shown within the hood.

The hood or shield which forms the subject-matter of this invention is specially designed for use in heating sad-irons when the iron is set against the exterior upright wall of the stove; and to this end it is made concave, and conforms in a general way to the shape of the sad-iron itself, the walls of the hood coming down so as to meet the plate of the stove on all sides of the inclosed implement, except at the rear, where the hood is left open to facilitate the introduction of the iron. The top of the hood is provided with a slot to accommodate the handle of the iron, this slot extending up from the rear edge of the hood, and at the lower end of this slot the metal of the hood is turned outward in two triangular lips, the object of this construction being to facilitate the insertion of the point of the sad-iron under the hood. The hood is to be connected at its upper end to the wall of the stove by a hinge-connection, so that when the point of the iron is inserted under the lips at the lower end of the slot, the hood will swing out from the stove, and permit the iron to be passed

in and placed against the face of the stove, when the hood will close down upon it of its own weight. This hinge-connection may be effected in any suitable way. The preferred mode is that shown in the drawings, which consists in providing the upper end of the hood with an upwardly-curved lip, which passes in through a plain slot in the wall of the stove.

From the above description it will be seen that the present invention differs in essential particulars of construction and operation from the sunken sad-iron-holders, provided with plain flat covers, and designed for use only upon the top of stoves, and there only by setting them down into the pot-holes of the stove. It differs, likewise, from those laundry-furnaces in which a slotted casting, concentric with the exterior of the upper part of the stove, extends downward from the top plate thereof, leaving an annular space between such casting and the body of the stove. The present invention provides a close-fitting hood capable of use upon the exterior upright wall of the stove, and which can be easily swung outward, to permit the insertion and withdrawal of the sad-iron by the use of the sad-iron alone when held by its handle.

What is claimed as new is—

1. The concave automatic hood or shield, constructed and operating substantially as described.
2. The combination of the curved lip of the concave hood, and the slot in the stove-plate, substantially as and for the purpose described.
3. The concave automatic hood, provided with the central slot or opening for the handle of the sad-iron, substantially as shown and described.
4. The concave automatic hood, provided with the upturned lips at the base of the central slot, to facilitate the entrance of the sad-iron, substantially as described.

GEO. W. ROBERTSON.

Witnesses:

W. A. HUNT,  
JAMES ROBERTSON.