

H. C. & F. L. PAINE.

WASH BENCH.

No. 180,784.

Patented Aug. 8, 1876.

Fig. 1.

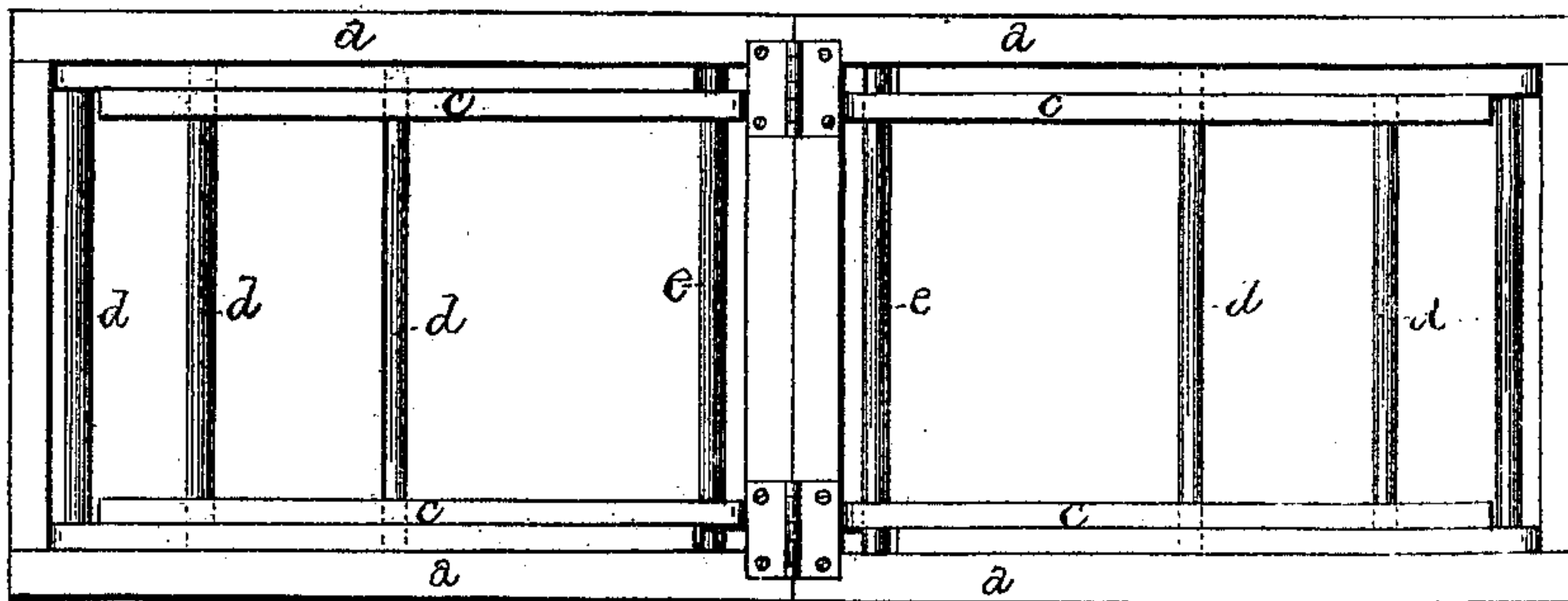


Fig. 2.




Fig. 3.

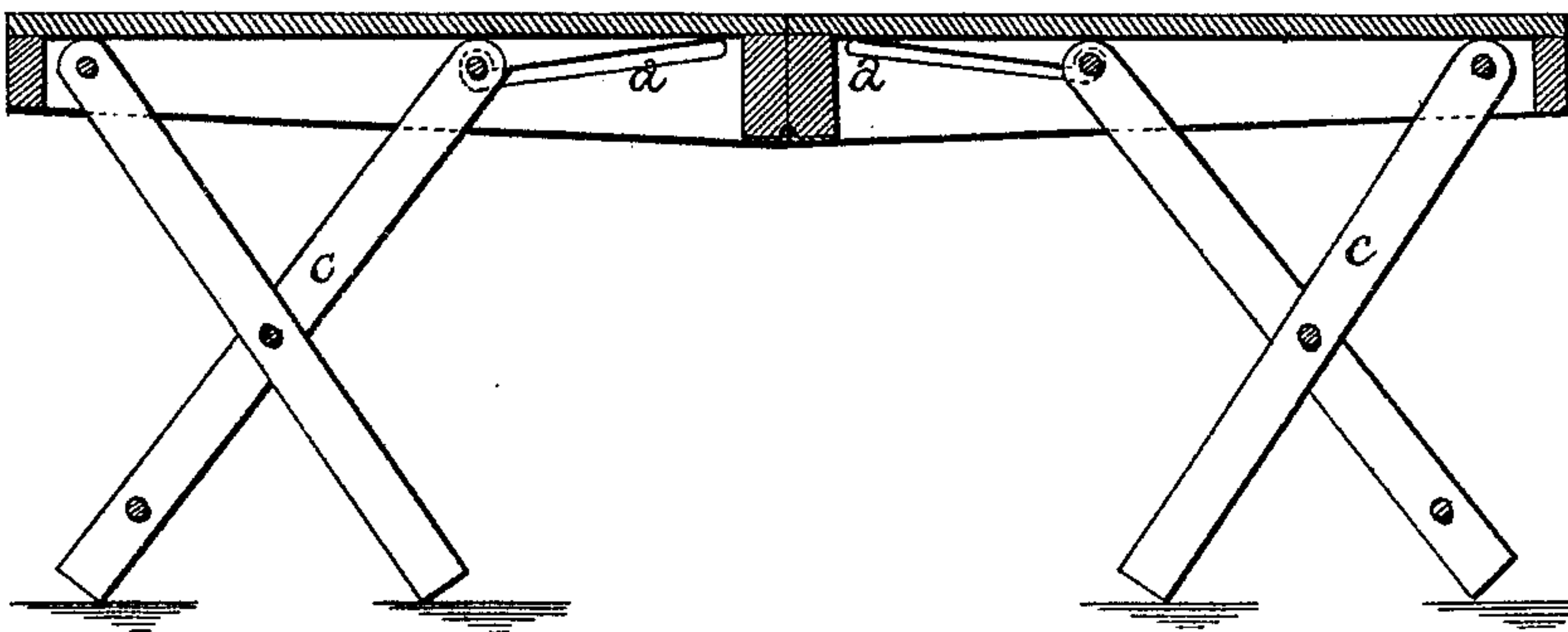


Fig. 4.



WITNESSES:

J. W. Garner
T. M. Burnham

INVENTORS:

H. C. Paine
F. L. Paine
By *T. A. Lehmann*
attys.

UNITED STATES PATENT OFFICE.

HOLLIS C. PAINE AND FREDD L. PAINE, OF LYNN, MASSACHUSETTS.

IMPROVEMENT IN WASH-BENCHES.

Specification forming part of Letters Patent No. 180,784, dated August 8, 1876; application filed May 9, 1876.

To all whom it may concern:

Be it known that we, HOLLIS C. and F. L. PAINE, of Lynn, in the county of Essex and State of Massachusetts, have invented certain new and useful Improvements in Folding Wash-Benches; and we do hereby declare the following to be a full, clear, and exact description of the invention, such as will enable others skilled in the art to which it pertains to make and use it, reference being had to the accompanying drawings, which form part of this specification.

Figure 1 is an inverted view of the bench with the legs closed. Fig. 2 is a section of the bench as closed. Fig. 3 is a longitudinal vertical section of the bench in position ready for use. Fig. 4 is a detail view.

Our invention relates to an improvement in folding wash-benches; and it consists in the arrangement and combination of parts, that will be more fully described hereafter.

The accompanying drawings represent our invention.

a a represent two halves of a box hinged together, and slightly shallower at their outer than at their hinged ends. Inside of the shallower end of each half are pivoted the crossed legs *c* by means of the rods *d*, which rods are stationary. The other upper ends of these legs are pivoted upon a similar sliding rod, *e*, which passes entirely through and beyond the outer sides of the legs, and has its ends held in the inclined grooves *g*, made in each side

of the box. At the ends of the grooves farthest away from the hinged end of the box there is a recess, *h*, into which the ends of the rod *e* sink when the legs are opened out, which recesses serve as stops or catches, so as to prevent the legs from closing up before it is desired that they should do so.

After the bench has been used, and is no longer needed, the inner sliding ends of the legs are drawn slightly downward, so as to free the ends of the rod *e* from the recesses or notches *h*, when, by pressing upon the legs, the sliding ends move downward toward the hinged end of the box until they close up side by side below the level of the sides of the half in which they are placed. After the legs have been thus closed the two halves of the box are shut together, so as to occupy but little room.

Having thus described our invention, we claim—

In a folding bench or table, the combination of the hinged box *a a*, having the grooves *g*, notches *h*, crossed legs *c*, and rod *e*, substantially as shown and described.

In testimony that we claim the foregoing we have hereunto set our hands this 5th day of May, 1876.

HOLLIS CHARLES PAINE.
FREDD LESLIE PAINE.

Witnesses:

WM. D. POOL,
P. LENNOX, Jr.