

E. M. PHILLIPS.  
TEMPORARY BINDER.

No. 180,727.

Patented Aug. 8, 1876.

Fig. 1.

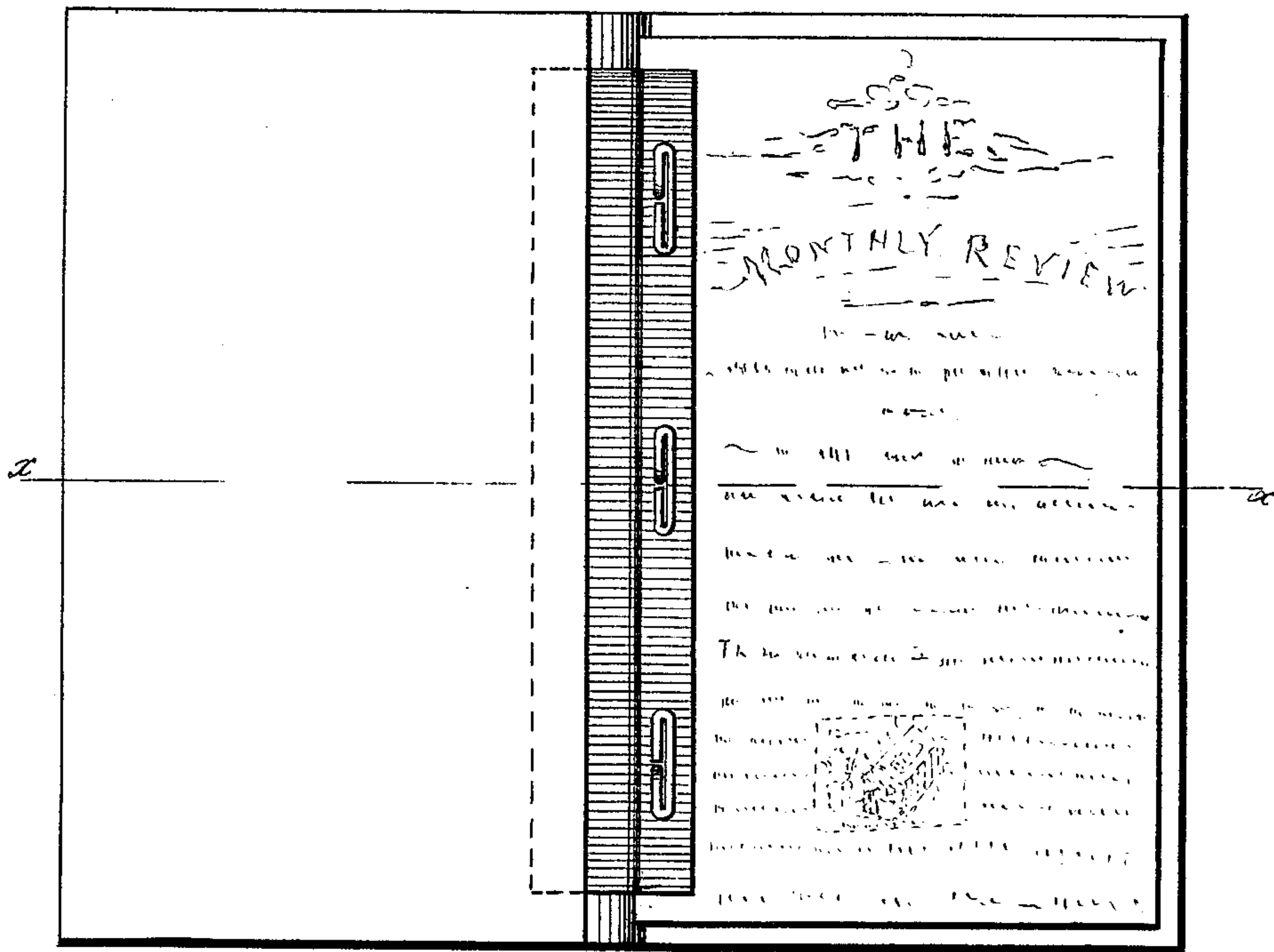


Fig. 2.

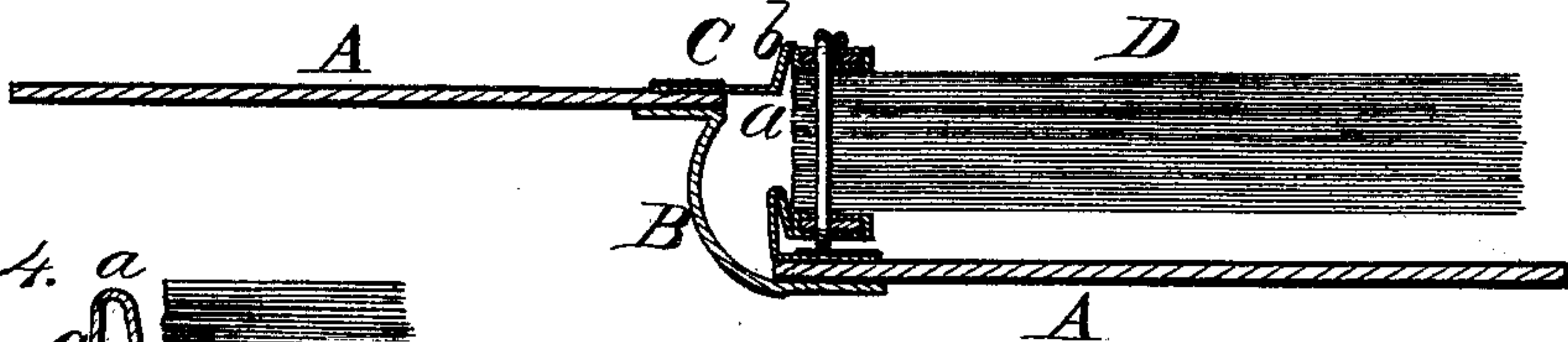


Fig. 4.


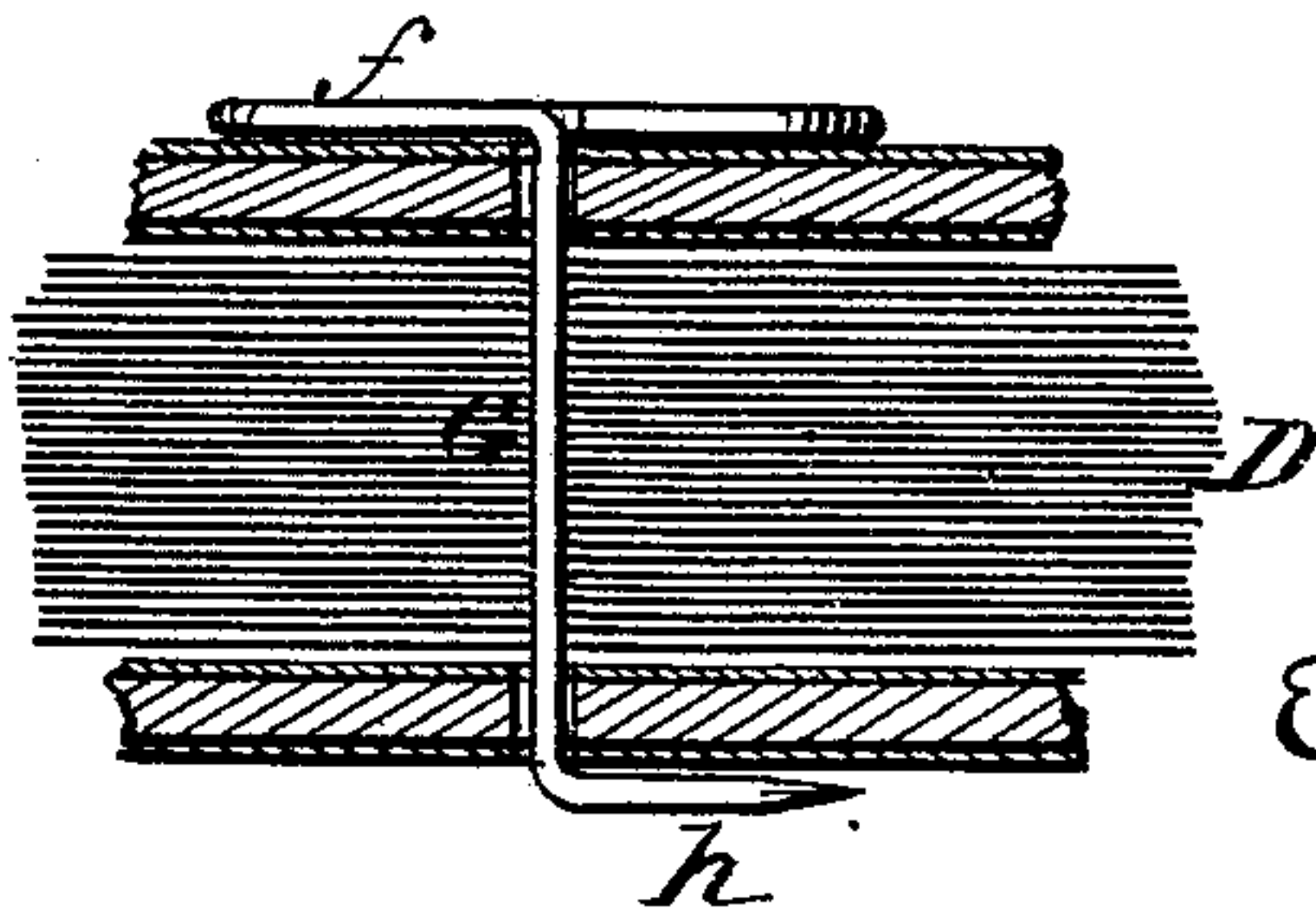


Fig. 3.



WITNESSES:

P. C. Dietrich,

Wm. B. Kipperman.

INVENTOR:

Edward M. Phillips

per:

C. H. Watson & Co  
ATTORNEYS.

# UNITED STATES PATENT OFFICE.

EDWARD M. PHILLIPS, OF LITTLE ROCK, ARKANSAS.

## IMPROVEMENT IN TEMPORARY BINDERS.

Specification forming part of Letters Patent No. 180,727, dated August 8, 1876; application filed September 11, 1875.

*To all whom it may concern:*

Be it known that I, EDWARD M. PHILLIPS, of Little Rock, in the county of Pulaski and State of Arkansas, have invented certain new and useful Improvements in Temporary Binders; and I do hereby declare that the following is a full, clear, and exact description thereof, which will enable others skilled in the art to which it appertains to make and use the same, reference being had to the accompanying drawings, and to the letters of reference marked thereon, which form a part of this specification.

My invention relates to binding magazines, pamphlets, or other books, in an outside cover; and it consists in the construction of hinge-strips to form the connection between the cover and books, and in the combination of parts, as will be hereinafter more fully set forth.

In the annexed drawing, Figure 1 shows an open book embodying my invention. Fig. 2 is a section of the same through the line *x x*, of Fig. 1. Fig. 3 is an enlarged section, showing a mode of fastening the hinge strips to the books. Fig. 4 is an enlarged section of one side of the cover.

A A represent the two sides, and B the back, of a book-cover made in any of the known and usual ways. C C represent two strips, made of canvas or other suitable material, each formed of a single piece, and formed with two bends at *a* and *b* the entire length of the strips. These strips are attached, by pasting or any other suitable means, to the sides of the cover, along their inner edges. In the other edges of the strips C is inserted stiffening *d*, as shown, and the strips are then fastened to the book D by any suitable fastening.

As a cheap, convenient, and durable fastening, I use wires G G, each of which is bent at one end to form a loop, *f*, with the body of the wire extending therefrom in the center at right angles. The other end, *h*, of the wire, is pointed or sharpened, and passed through the book and stiffened edges of the strips C, and then bent as shown in Fig. 3.

It will be seen that each strip forms a hinge, *a b*, which, when the book is closed, folds between the back B of the cover and the back of the book, and when the book is opened allows the book to stay open at any leaf desired, so that they are not strained, and giving free play to the covers.

This method of binding books is especially applicable for home binding, but may be used for binding any books desired.

Having thus fully described my invention, what I claim as new, and desire to secure by Letters Patent, is—

1. In combination with the cover A B, the strip C, each formed of a single piece, and each provided with the two joints *a b*, substantially as and for the purpose set forth.

2. In combination with the cover A B, the strips C, each formed of a single piece, and each provided with the two joints *a b*, and stiffening *d*, and wires G, having loop *f* and point *h*, substantially as and for the purpose described.

In testimony that I claim the foregoing as my own I affix my signature in presence of two witnesses.

EDWARD M. PHILLIPS.

Witnesses:

WM. B. UPPERMAN,  
F. H. DUFFY.