

F. J. HOYT.

FASTENERS FOR THE MEETING-RAILS OF SASHES.

No. 180,716.

Patented Aug. 8, 1876.

Fig. 1

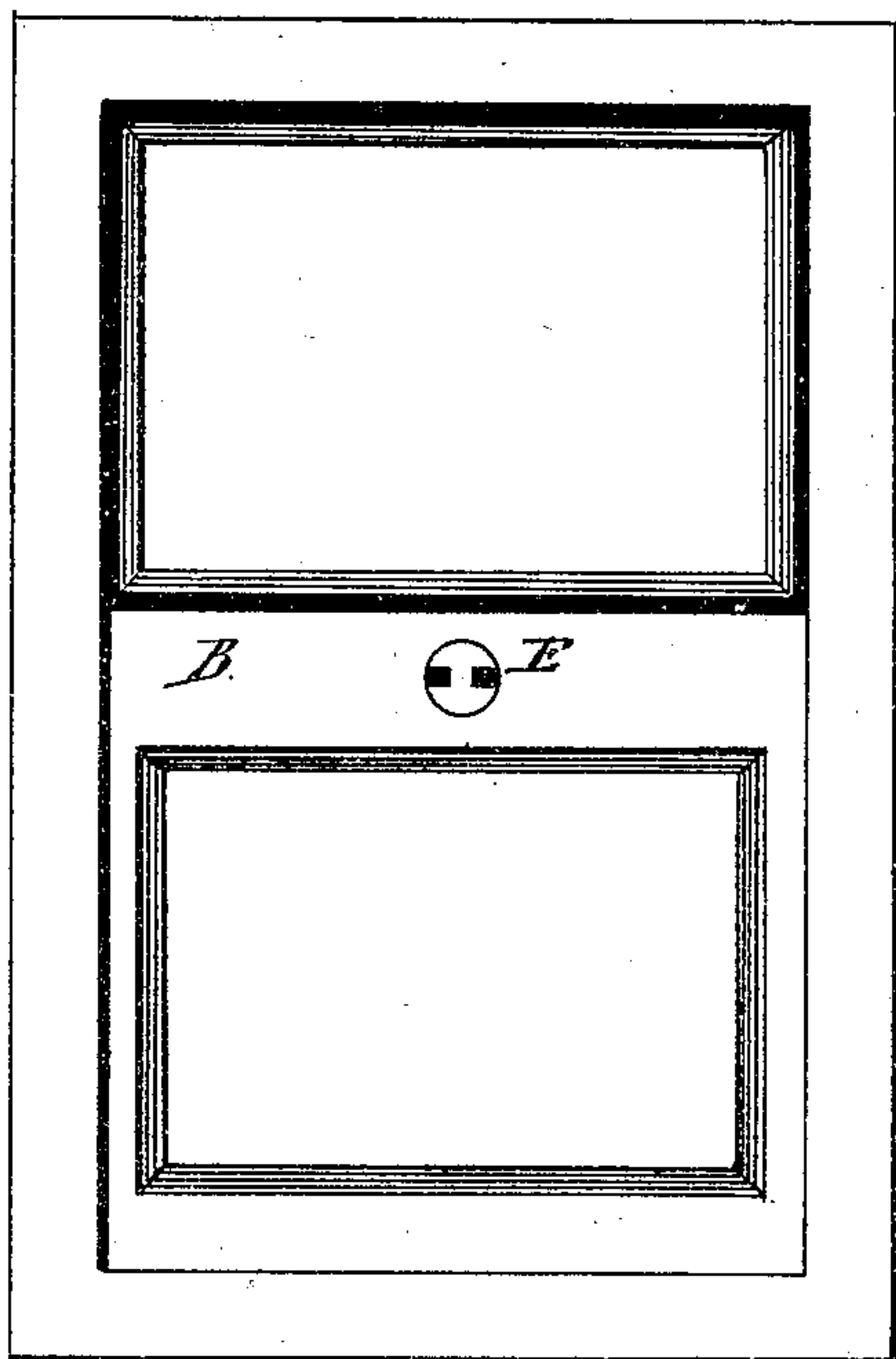


Fig. 2

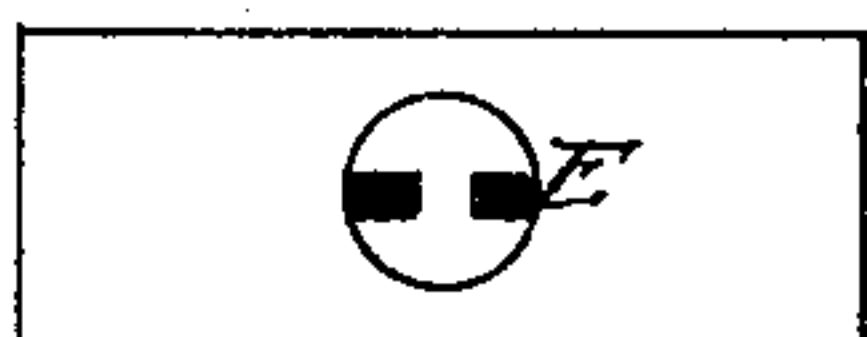


Fig. 3

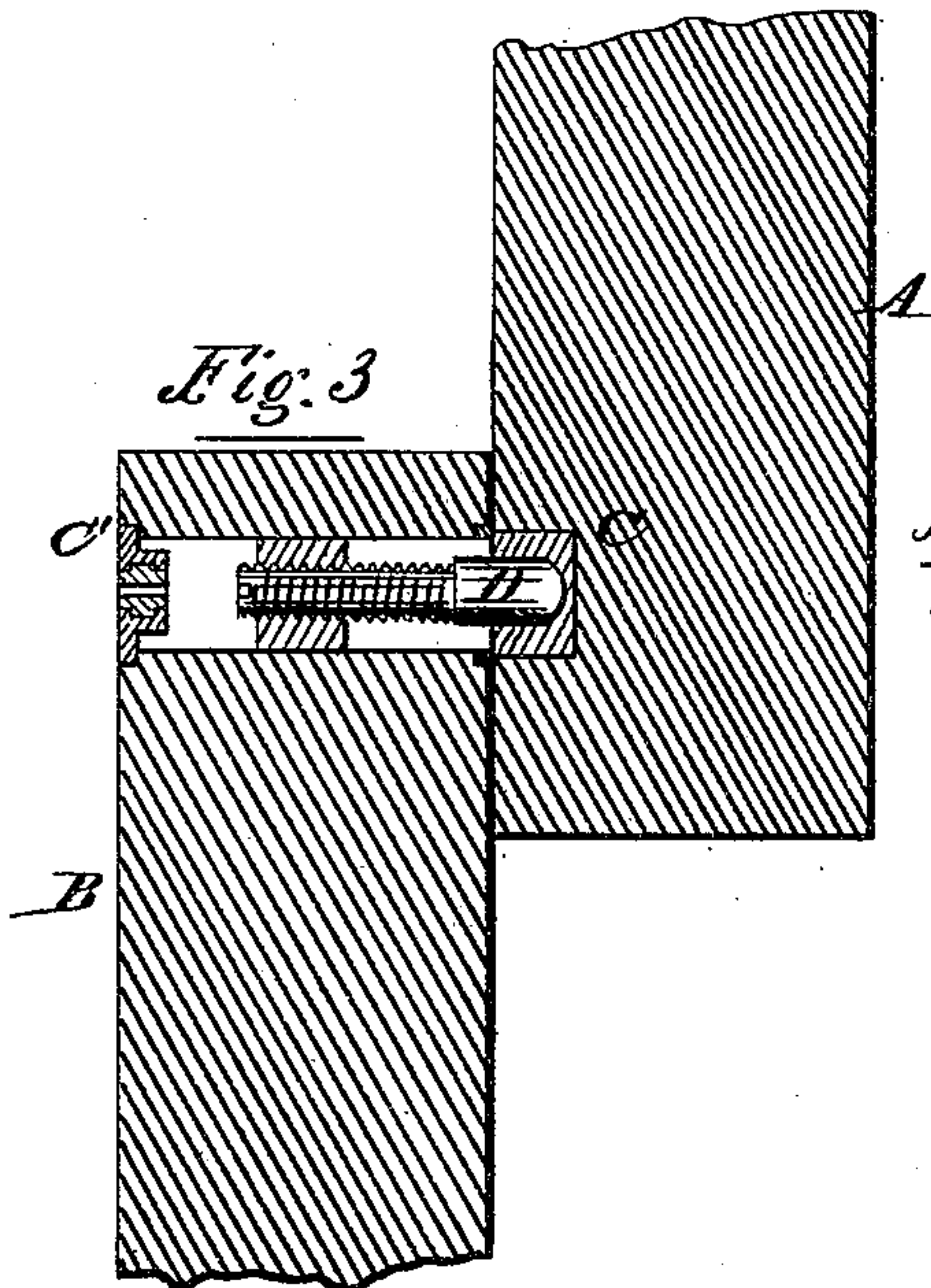
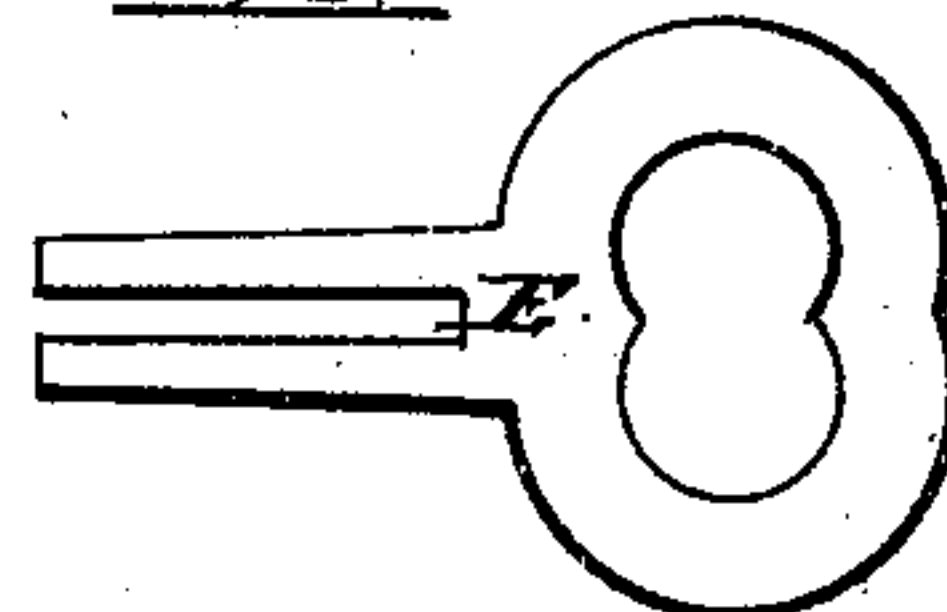


Fig. 5

Fig. 4
G



Witnesses,
Wm. D. Day
H. A. Loper

Fred J. Hoyt Inventor;

UNITED STATES PATENT OFFICE.

FREDERICK J. HOYT, OF BATAVIA, NEW YORK.

IMPROVEMENT IN FASTENERS FOR THE MEETING-RAILS OF SASHES.

Specification forming part of Letters Patent No. **180,716**, dated August 8, 1876; application filed April 20, 1876.

To all whom it may concern:

Be it known that I, FREDERICK J. HOYT, of Batavia, in the county of Genesee and State of New York, have invented a new and useful Improvement in Window-Sash Locks, of which the following is a specification:

The object of my invention is to make a window-sash lock or fastening adapted to fasten the window-sashes together when closed, or to fasten either sash at different heights, said lock being operated by a key, which may be so varied in form as to fit peculiar slots in the movable head of the lock, through which it passes and operates the slotted end-threaded bolt, said key being removable.

This I accomplish in the following manner: By setting into the lower cross-piece A of the upper sash a metal socket, C, Fig. 3, and directly opposite in the upper cross-piece B of the lower sash another socket or barrel, C', having a hole entirely through it—part of the hole same size as in socket in upper sash, and balance smaller, with a thread cut in same, Fig. 3, the hole in this sash for receiving the socket or barrel passing entirely through the sash to the front or inside face of the window. Now, in this socket or barrel C', Fig. 3, I place a bolt, D, having a shoulder and thread cut on the smaller end, corresponding with the shoulder and thread in socket or barrel, the thread end on bolt being as much longer than the thread end of socket or barrel as is desired to propel the bolt forward to reach and enter the socket in the upper sash. In the thread end of the bolt is cut a straight slot. Now, in the face of the cross-piece of the lower sash I place another barrel or chamber, having inclosed within it a loose wheel or head, E, Fig. 2, said wheel having slots cut from the outside nearly to the center on each side, the small strip of metal left through the center securing the two halves together, the slots in this wheel being directly opposite to the slot G cut in the end of threaded bolt, Fig. 4.

Now, to operate the device or lock I make use of a key or small piece of flat steel or iron, F, the width of slot in threaded bolt having a slot cut down the center of said key or flat

piece of iron or steel, to enable it to pass through the slots, and each side of center of loose wheel or head E in face of sash and forward until the ends reach and penetrate the slot in end of threaded bolt D, when, by revolving the key, the bolt is forced forward and enters the socket in lower cross-piece of upper sash, and locks the two together, so neither can be moved without revolving the key in an opposite direction, and withdrawing the bolt from the upper sash, the loose wheel or head E serving as a guide for the key, and preventing a screw-driver or plain piece of flat steel or iron being used.

I do not wish to confine myself to any particular part or portion of the sash that this device or lock shall be placed, as it may be deemed desirable to place it in the side of the sash, and lock into the casing, and I may desire to use one or more receiving-sockets, that the window-sash may be raised or lowered to a certain position, and there securely locked.

Figure 1 represents the window-sashes closed. Fig. 2 represents the chamber holding loose wheel or head. Fig. 3 represents the sections of upper and lower sash locked together with threaded bolt. Fig. 4 represents the slotted end of threaded bolt. Fig. 5 represents the key or flat piece of metal, like letters of reference indicating like parts.

Having thus described my invention, I claim as new and desire to secure by Letters Patent—

An improved window-sash lock or fastening, consisting of a threaded bolt, D, to lock or fasten the two window-sashes, or either of them, to the casing, said slotted end bolt being operated by a removable key, F, passing through a peculiar slot in a movable head or wheel, E, located in a barrel or chamber, C', said form of key and slot to be varied in form to increase security, all constructed, arranged, and operating substantially as shown and described, for the purposes set forth.

FRED. J. HOYT.

Witnesses:

H. U. SOPER,
W. HARRIS DAY.