
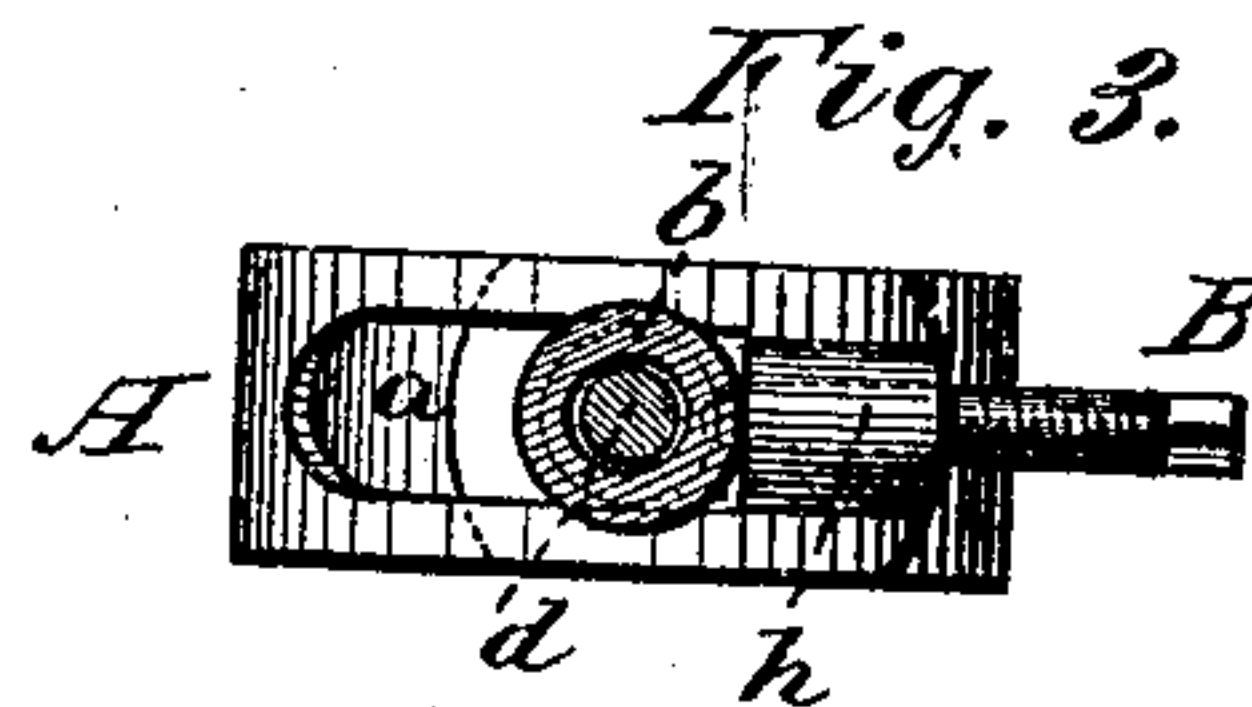
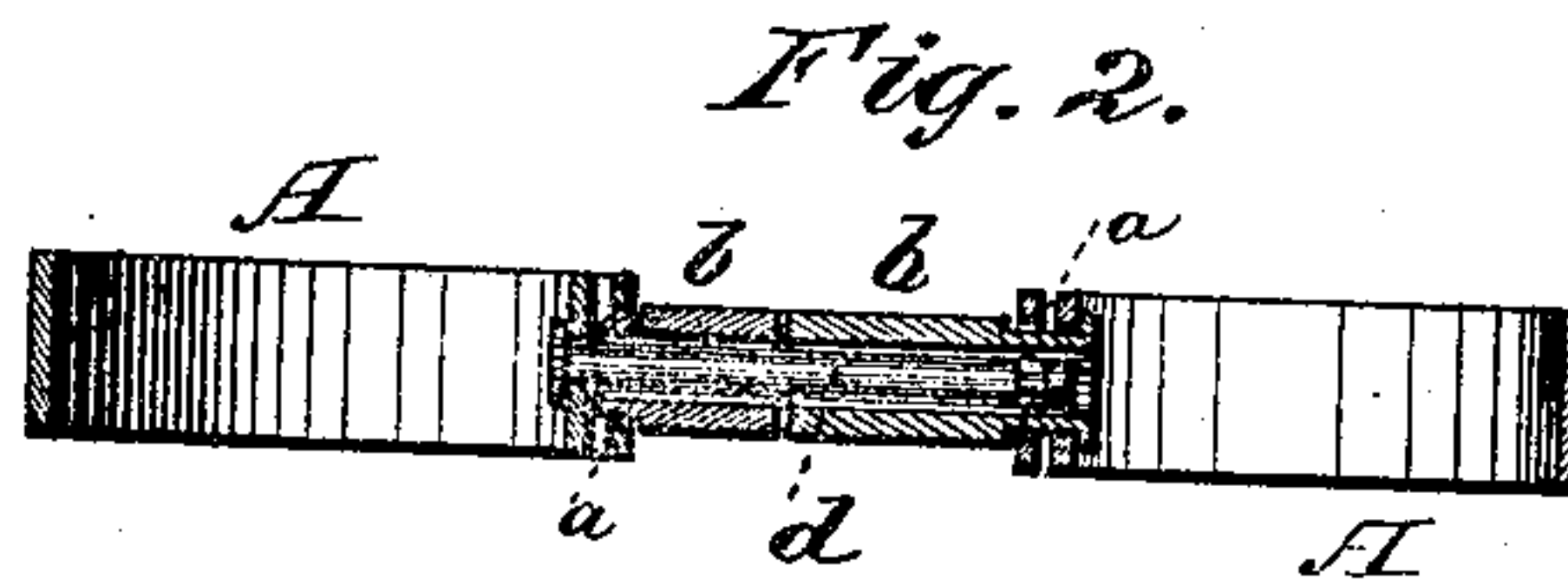
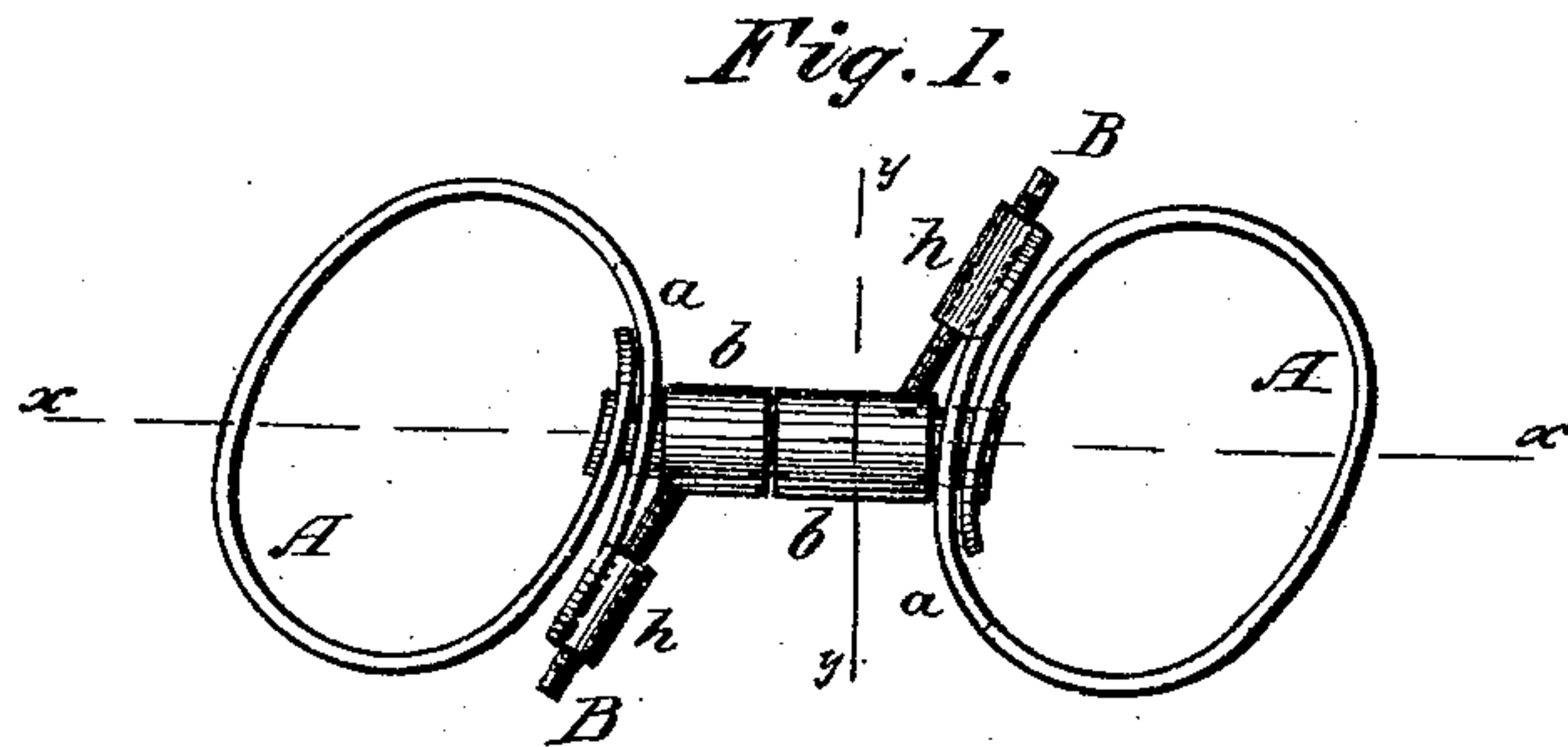


A. P. BALDWIN.
HAND-SHACKLES.

No. 180,311.

Patented July 25, 1876.



Witnesses:

P. C. Dieterich.
F. H. Duffy

Inventor:

Alexander P. Baldwin

Per: *C. H. Watson & Co.* Attorneys.

UNITED STATES PATENT OFFICE.

ALEXANDER P. BALDWIN, OF NEWARK, NEW JERSEY.

IMPROVEMENT IN HAND-SHACKLES.

Specification forming part of Letters Patent No. **180,311**, dated July 25, 1876; application filed June 7, 1876.

To all whom it may concern:

Be it known that I, ALEXANDER P. BALDWIN, of Newark, in the county of Essex and State of New Jersey, have invented certain new and useful Improvements in Hand or Finger Irons; and I do hereby declare that the following is a full, clear, and exact description thereof, which will enable others skilled in the art to which it appertains to make and use the same, reference being had to the accompanying drawings, and to the letters of reference marked thereon, which form a part of this specification.

The nature of my invention consists in the construction and arrangement of a device to encircle the fingers, wrists, or ankles of a person, and by means of screws diminish or enlarge the same, as will be hereinafter more fully set forth.

In the annexed drawing, Figure 1 is a side view of my invention. Fig. 2 is a longitudinal section of the same through the line *x x*, Fig. 1. Fig. 3 is a section through the line *y y*, Fig. 1. Fig. 4 is a view of the key used to operate the screws.

A A represent two bands of spring metal of suitable dimensions. Each band has at one end a longitudinal slot, *a*, and at the other end is riveted a sleeve or collar, *b*. This sleeve is turned down of smaller diameter at its inner end, so that said end may be passed through the slot *a* before it is riveted to the band, the two ends of the bands being thus

held together in circular form, and cannot be separated. The two sleeves *b b* may be of any desired length, and are held together by a swiveled rod, *d*, passing through them, thus allowing the two bands to turn independent of each other.

At the slotted end of each band A is formed a tubular projection, *h*, with interior or female screw-threads, through which is passed a screw, B, the inner end of which bears against the collar or sleeve *b*. By turning the screws B B by means of a key, C, the bands A A can thus be contracted and expanded as required, the limit being simply the length of the slots *a* in the bands. The screws B may be entirely inclosed in tubes, if so desired.

This device is applicable to thumb-screws, or the shackles and manacles for the wrists or ankles.

Having thus fully described my invention, what I claim as new, and desire to secure by Letters Patent, is—

The combination of the slotted bands A A, sleeves *b b*, swivel-pin *d*, and screws B B, all constructed and arranged substantially as and for the purposes herein set forth.

In testimony that I claim the foregoing as my own I affix my signature in presence of two witnesses.

ALEX. P. BALDWIN.

Witnesses:

DAVID MARTIN,
R. J. D. DUNN.