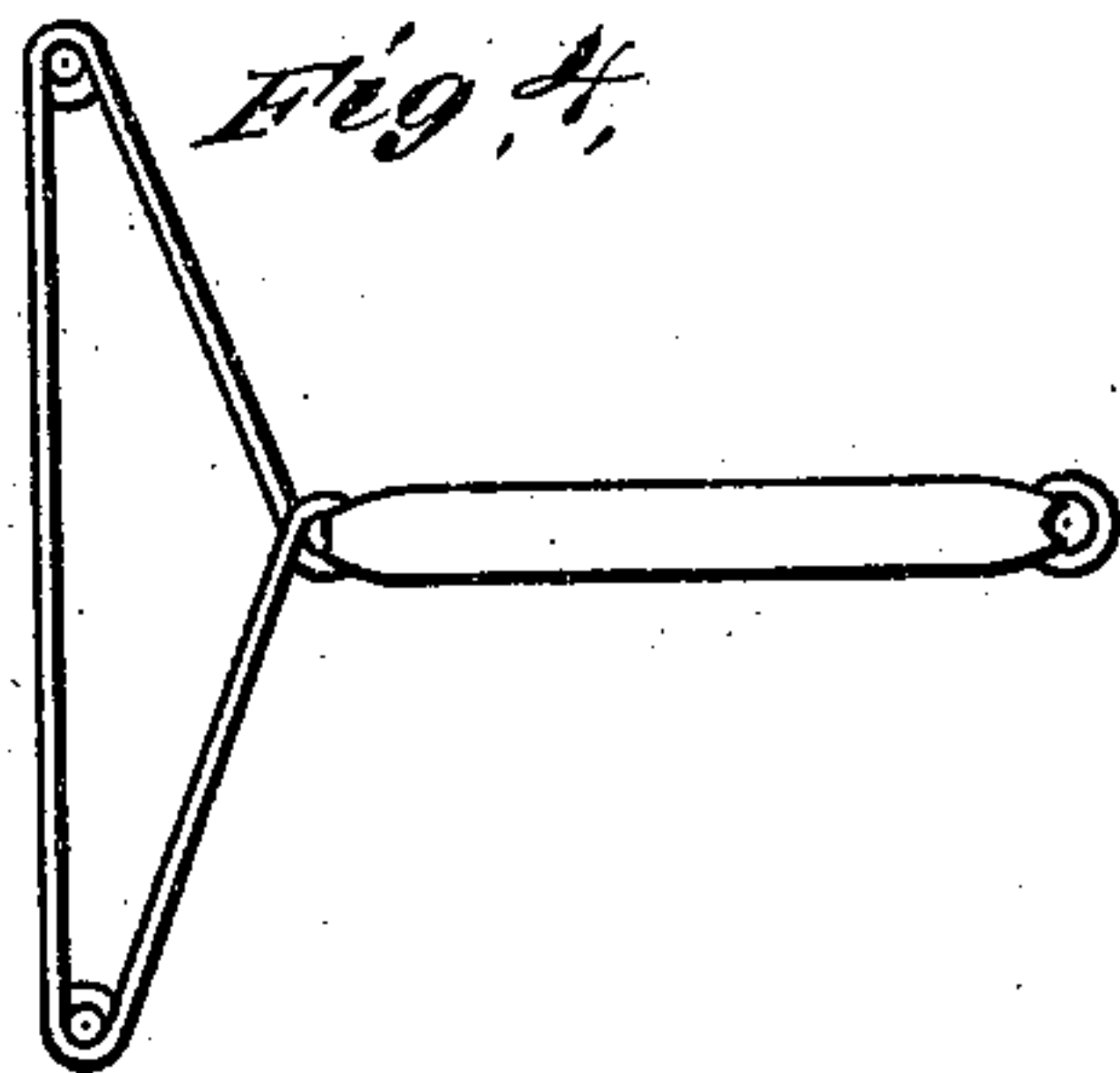
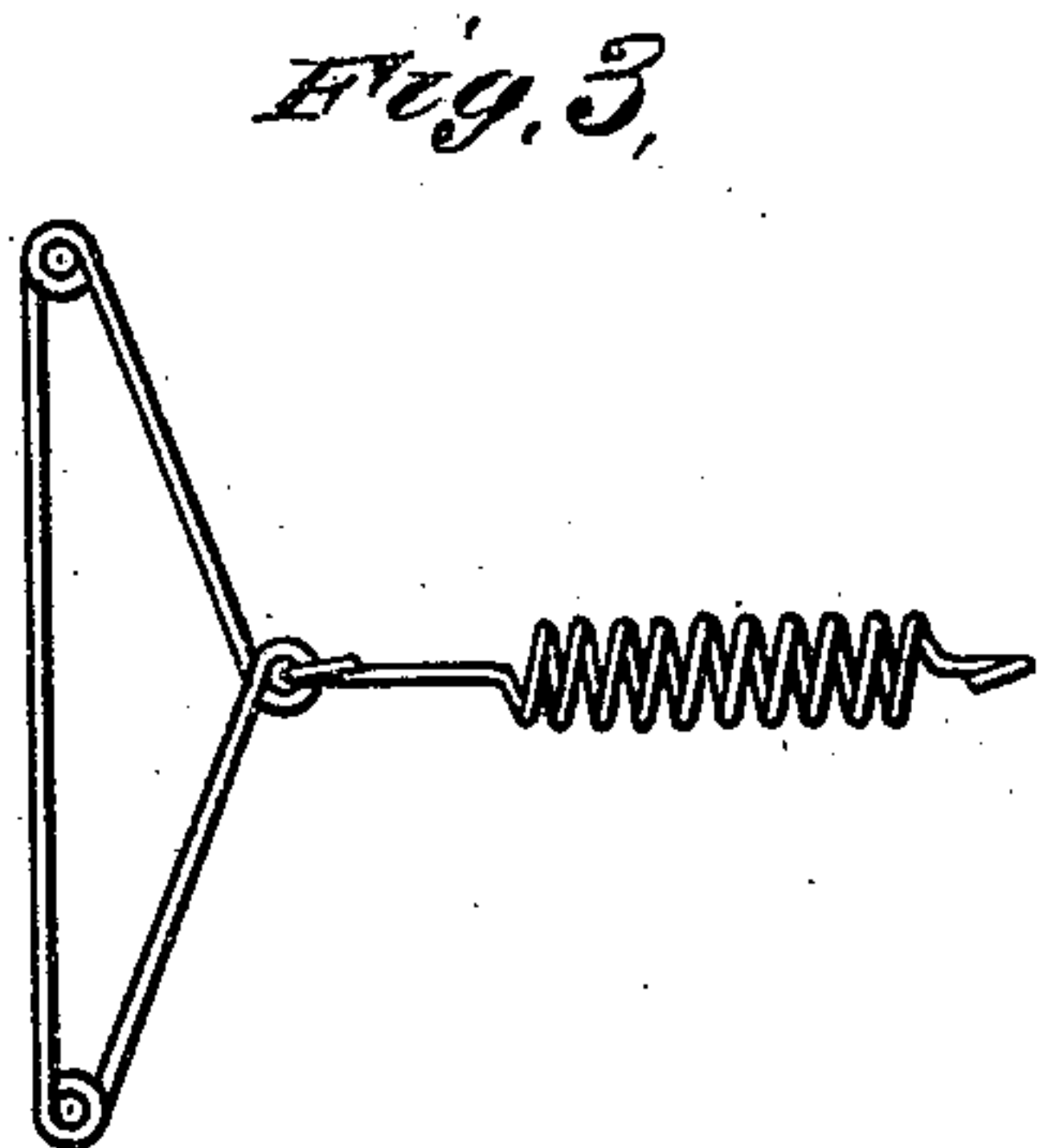
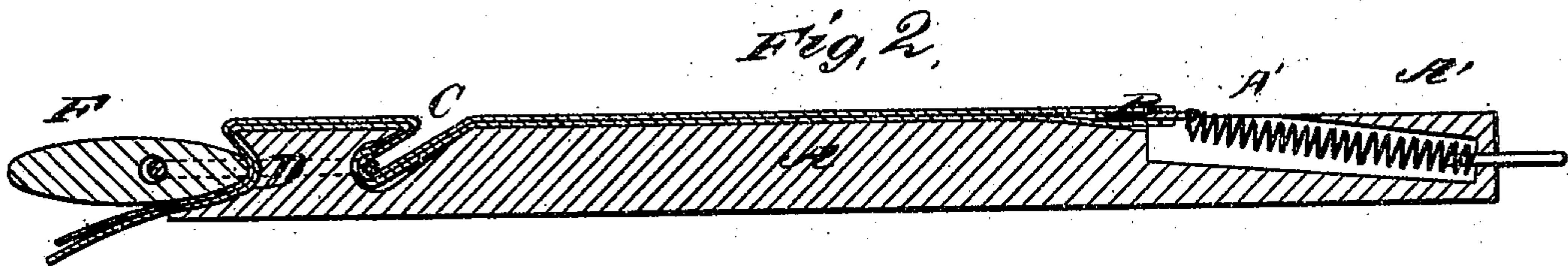



E. ALBERT.
IRONING-BOARD.

No. 180,307.

Patented July 25, 1876.



WITNESSES

Mo. S. Utley.
George E. Upham.

INVENTOR.

E. Albert.
Gilbert & Smith Co.
ATTORNEYS.

UNITED STATES PATENT OFFICE.

ELI ALBERT, OF RED OAK, IOWA.

IMPROVEMENT IN IRONING-BOARDS.

Specification forming part of Letters Patent No. **180,307**, dated July 25, 1876; application filed June 24, 1876.

To all whom it may concern:

Be it known that I, ELI ALBERT, of Red Oak, in the county of Montgomery and State of Iowa, have invented a new and valuable Improvement in Ironing-Board; and I do hereby declare that the following is a full, clear, and exact description of the construction and operation of the same, reference being had to the annexed drawings, making a part of this specification, and to the letters and figures of reference marked thereon.

Figure 1 of the drawings is a representation of a plan view of my ironing-board, and Fig. 2 is a longitudinal vertical section of the same. Figs. 3 and 4 are detail views thereof.

This invention relates to ironing-boards; and it consists of a shoulder-support retracted by a spring; also, in the combination of a clamping-cam and clip or hook with grooves in the lower end of the ironing-board, and in subsidiary devices, hereinafter particularly described.

In the annexed drawings, A designates an ironing-board, provided with a handle, A¹, which is recessed to receive a retracting-spring, A², the upper end of said spring being secured to said handle. To the lower end of such spring I attach a shoulder-supporting plate, B, so shaped that its upper edge, which is turned or rounded to prevent cutting, will correspond to the inside of the shirt-yoke. Its ends set into the shoulders of the shirt, and its office is to maintain the upper part of the shirt in proper position while the bosom is being ironed or calendered.

In the lower part of ironing-board A is a transverse groove, C, across the face thereof, which extends obliquely downward, so as to leave a hook or lip at the lower side of its entrance. The end of board A is also recessed in the face corner at D. Groove C receives the transverse part of clip or buckle E, and recess D receives the nearer end of clamping-

cam F, eccentrically pivoted to said clip. This clamping-cam and clip are attached to and detached from said board by turning down the longer end of said cam until it constitutes a horizontal extension of said board, or turning it up until it is at right angles therewith. Before turning the cam down for attachment the transverse part of the clip must be inserted in groove C. The function of this cam and clip is to hold down the end of the shirt that is to be calendered, so that the bosom thereof will present a smooth surface to the iron.

Various modifications may be made without departing from the spirit of my invention. Thus the shoulder-support may be a wire frame instead of a plate; the spring to which it is attached may be either of rubber or metal; two hooks may be substituted for the clip, &c.

This device is designed especially for ironing shirts, but may be applied to various other garments.

What I claim as new, and desire to procure by Letters Patent, is—

1. Shoulder-support B, in combination with handle A¹ of the ironing-board and spring A², substantially as set forth.

2. The combination of clamping-cam F and clip E, or its equivalent, substantially as set forth.

3. Ironing-board A, grooved at C and recessed at D, substantially as set forth.

4. The combination of shoulder-support B, spring A², clamping-cam F, and clip E, with holder A, having handle A¹, groove C, and recess D, substantially as and for the purpose set forth.

In testimony that I claim the above I have hereunto subscribed my name in the presence of two witnesses.

ELI ALBERT.

Witnesses:

A. C. CANON,
W. A. BONEWIT.