

G. F. COLQUITT.
COTTON FEEDERS AND CLEANERS FOR COTTON-GINS.
 No. 180,206. Patented July 25, 1876.

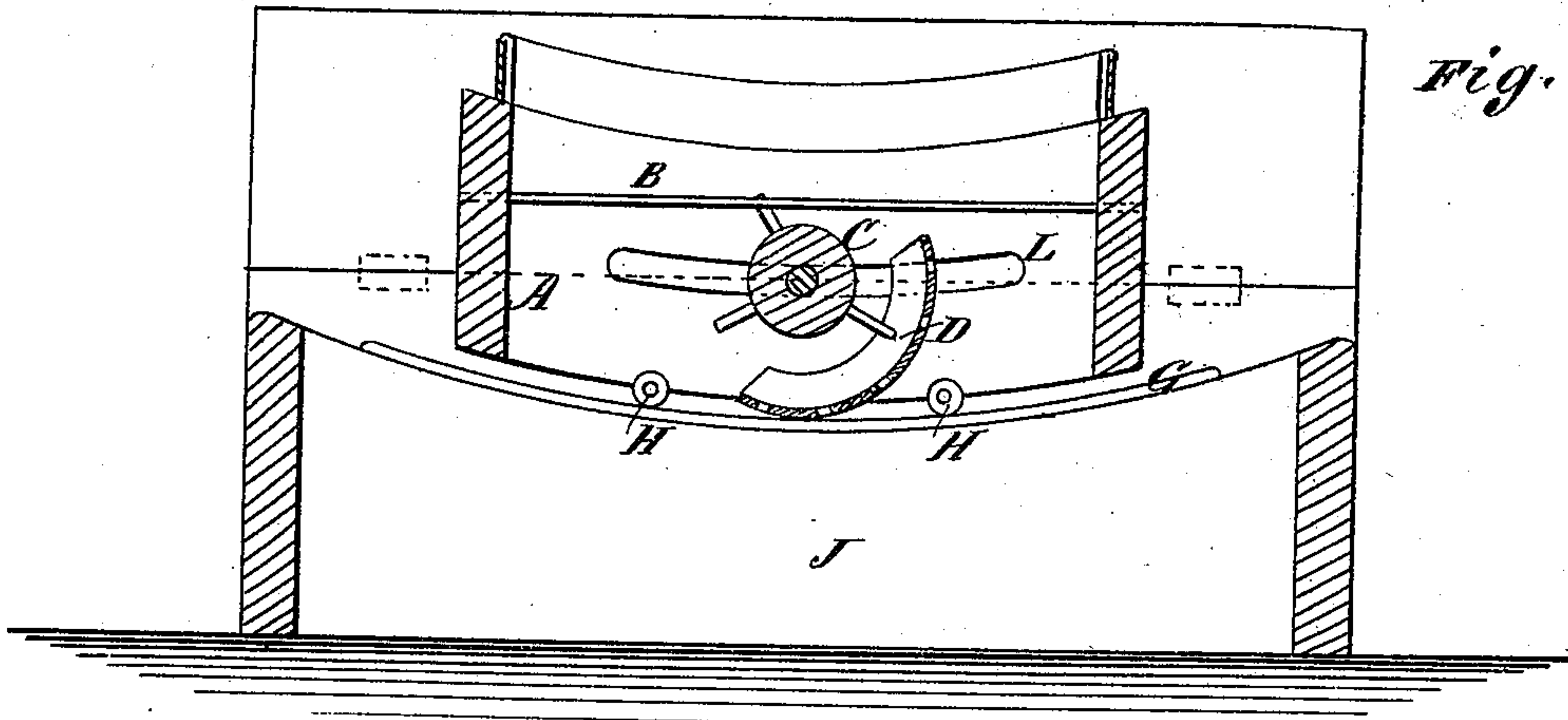


Fig. 1

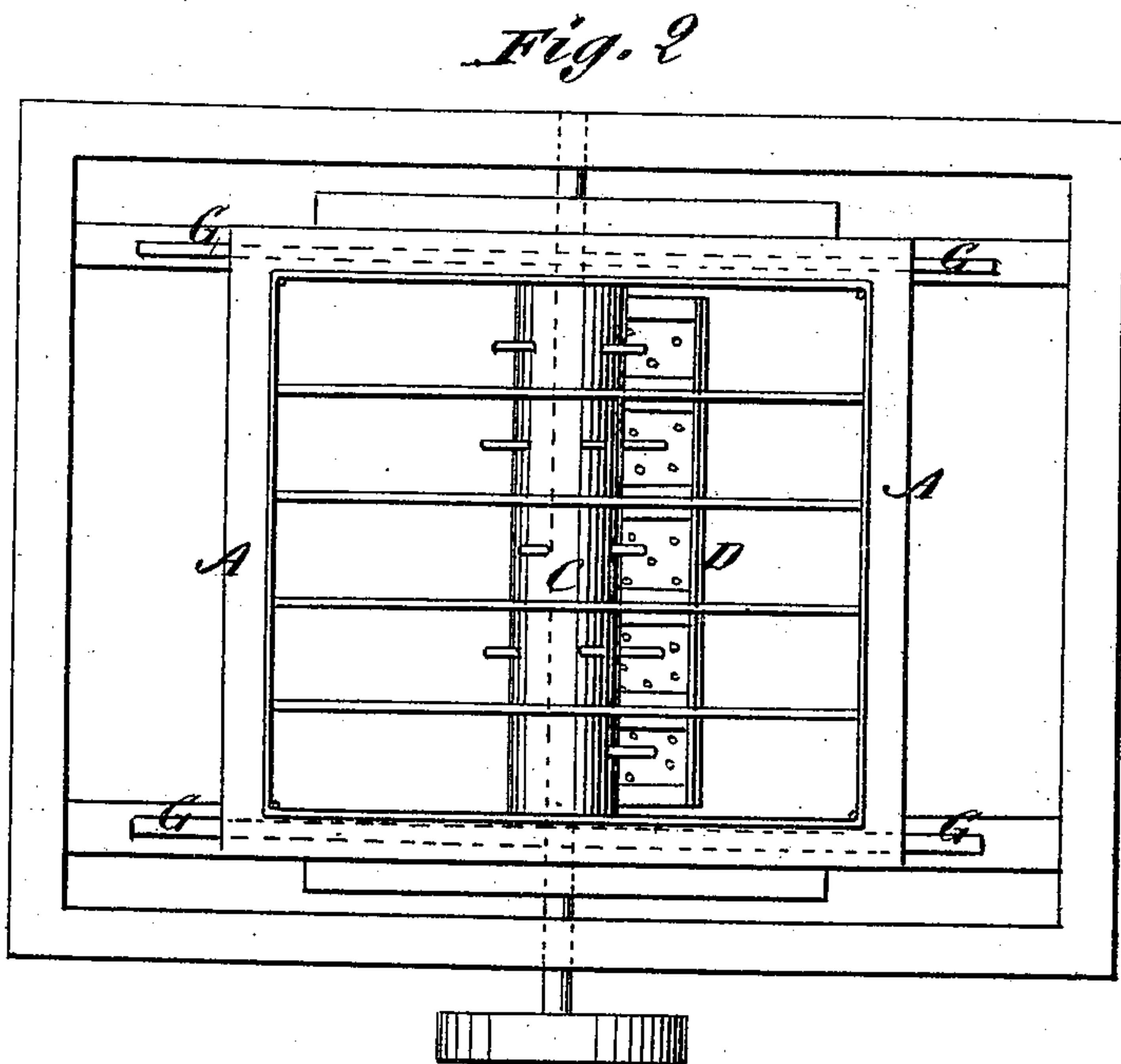


Fig. 2




Fig. 3

WITNESSES:

C. Neveua
John Guethals

INVENTOR:

G. F. Colquitt

BY

Wm. H. L.
ATTORNEYS.

UNITED STATES PATENT OFFICE.

GEORGE F. COLQUITT, OF BREMOND, TEXAS.

IMPROVEMENT IN COTTON FEEDERS AND CLEANERS FOR COTTON-GINS.

Specification forming part of Letters Patent No. **180,206**, dated July 25, 1876; application filed May 9, 1876.

To all whom it may concern:

Be it known that I, GEORGE F. COLQUITT, of Bremond, Robertson county, Texas, have invented a new and Improved Cotton Feeder and Thrasher, of which the following is a specification:

My invention has reference to devices for feeding seed-cotton to cotton-gins, and also for cleaning the same preparatory to ginning; and it consists of a hopper having wires extending from side to side over a revolving toothed cylinder and a concave thrasher, and being made to reciprocate on a track by pinions on the ends of the thrasher-cylinder, working in double rack-bars, one in each side of the hopper, so contrived that the pinions run them over one way and under the other, making a simple and cheap mode of obtaining the motion.

The object of running the hopper backward and forward is to feed the cotton which is thrown on the rods through the thrasher regularly, and the object of running it over a curved track is, that it stops easier on the ascending grade, and starts easier on the descending grade, and the teeth of the rack-bars are kept in contact with the pinions better.

Figure 1 is a sectional elevation of my improved machine. Fig. 2 is a plan view, and Fig. 3 is a side elevation with the cover of the rack-bars box removed.

Similar letters of reference indicate corresponding parts.

A is the hopper; B, the rods on which the cotton is thrown; C, the toothed cylinder; D, the concave of the thrasher; E, the pinions on the cylinder-shaft; F, the rack-bars; G, the concave track on which the hopper runs; H, rollers to lessen the friction, and J the space into which the thrashed cotton falls.

The rack-bars are toothed on both sides, also on the ends, and are placed loosely in the boxes K in the sides of the hopper, affording sufficient lengthwise and vertical play to be carried over and under the pinions, pushing the hopper backward and forward by the ends acting on the end walls of the boxes. The hopper has a slot, L, in each side for the shaft of the cylinder to pass through. The bottom of the hopper is made convex to correspond with the form of the track on which it works.

Having thus described my invention, I claim as new and desire to secure by Letters Patent—

1. The combination of the reciprocating hopper A, having rods B, with the thrashing-cylinder C and the concave D, substantially as specified.

2. The combination of the rack-bars F and pinions E with the cylinder C and reciprocating hopper A, as and for the purpose set forth.

GEORGE FRANKLIN COLQUITT.

Witnesses:

W. P. BROWN,
JAS. M. TAYLOR.