

N. E. CISSNA.
SNAP-HOOK.

No. 180,202.

Patented July 25, 1876.

Fig: 1.

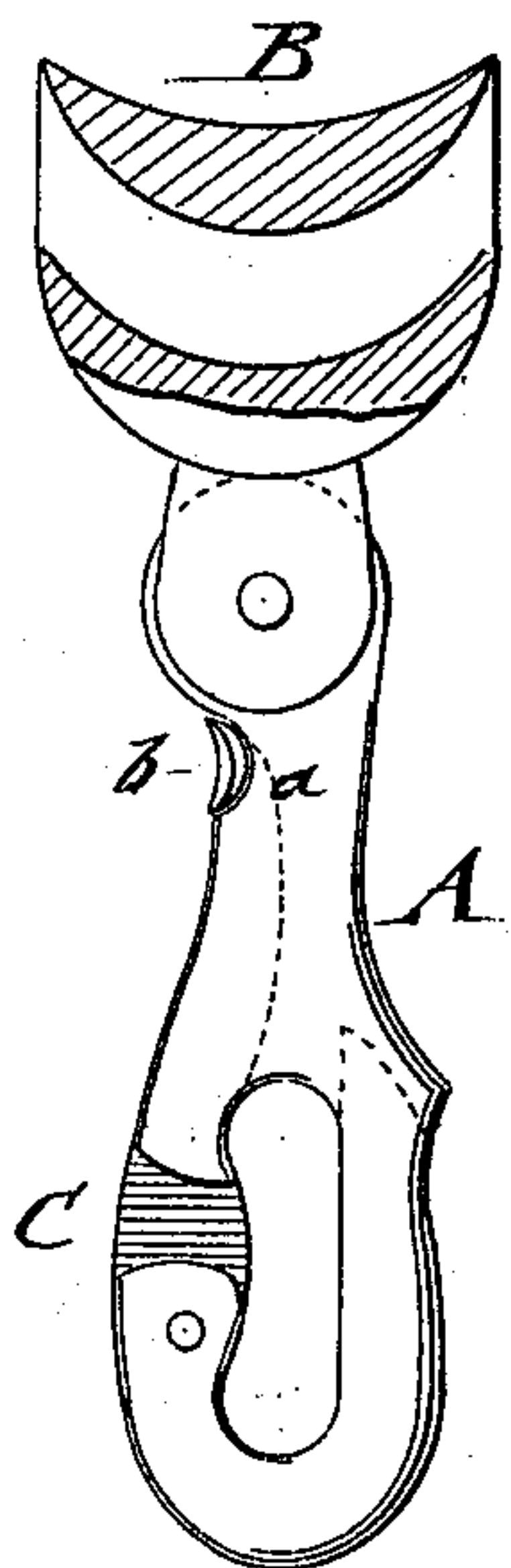


Fig: 2.

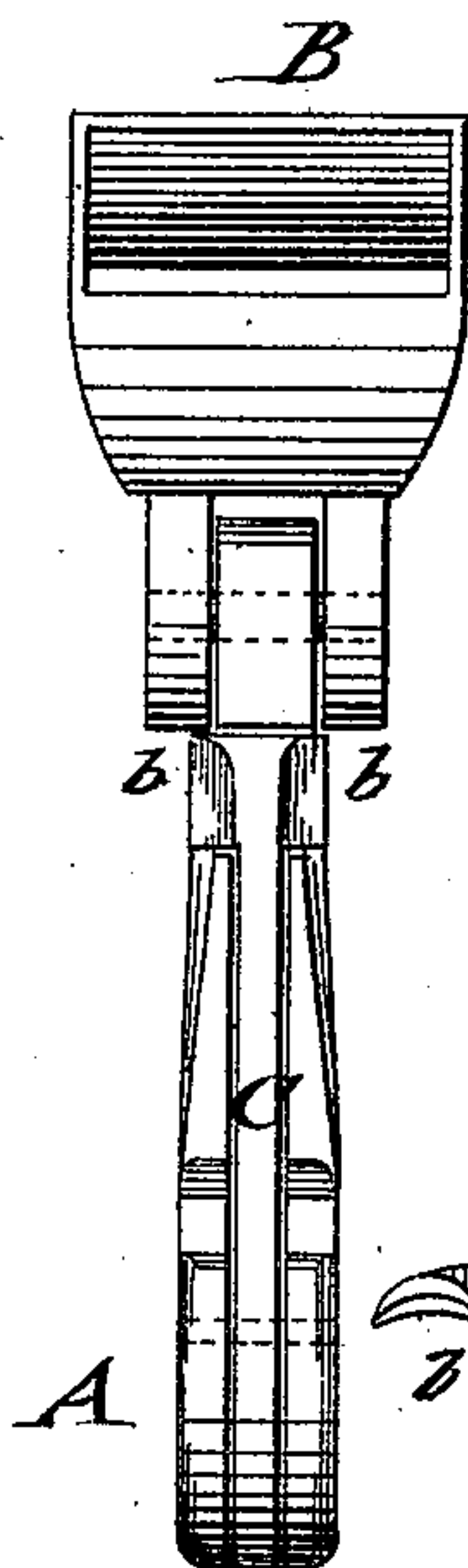


Fig: 3.

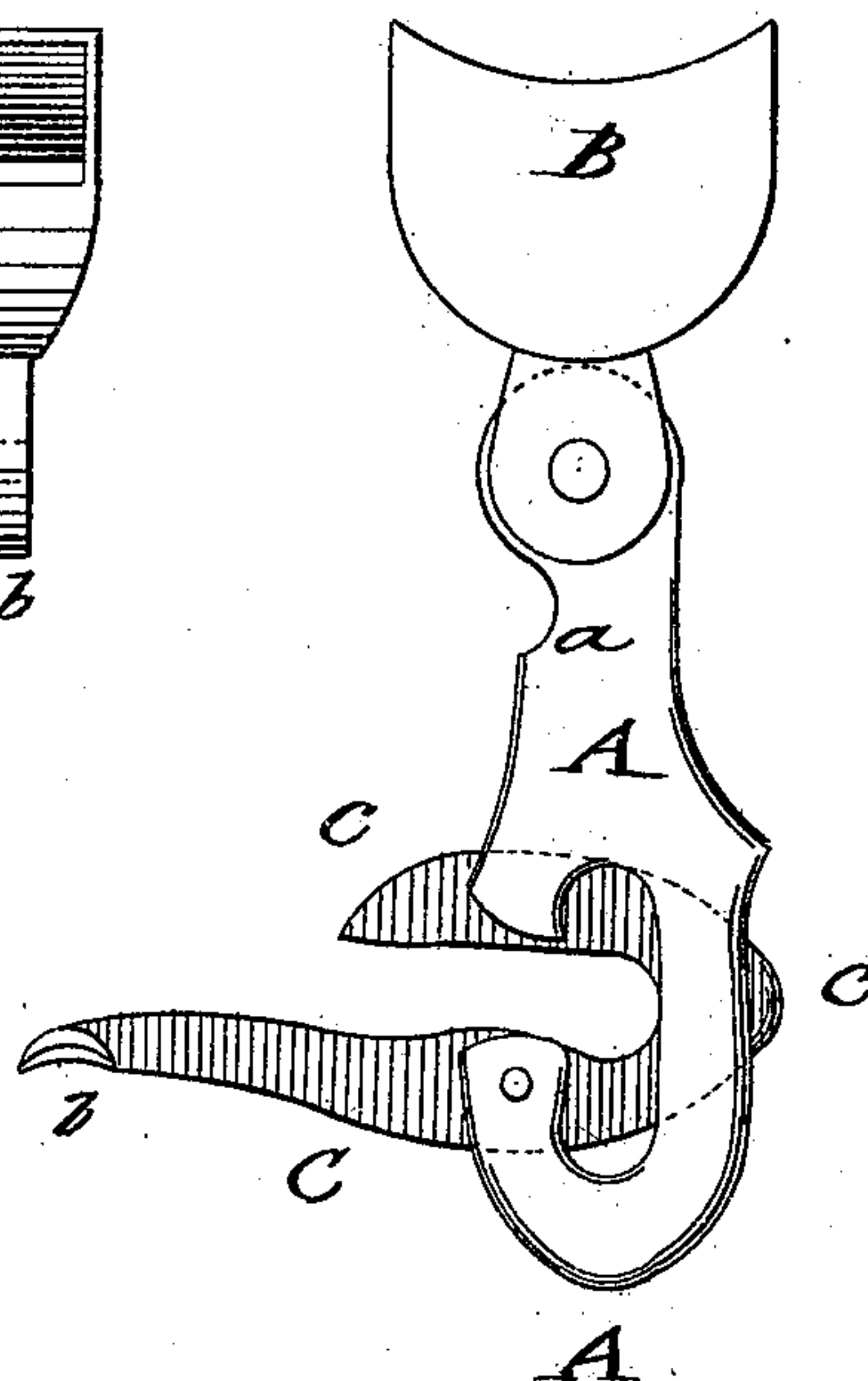
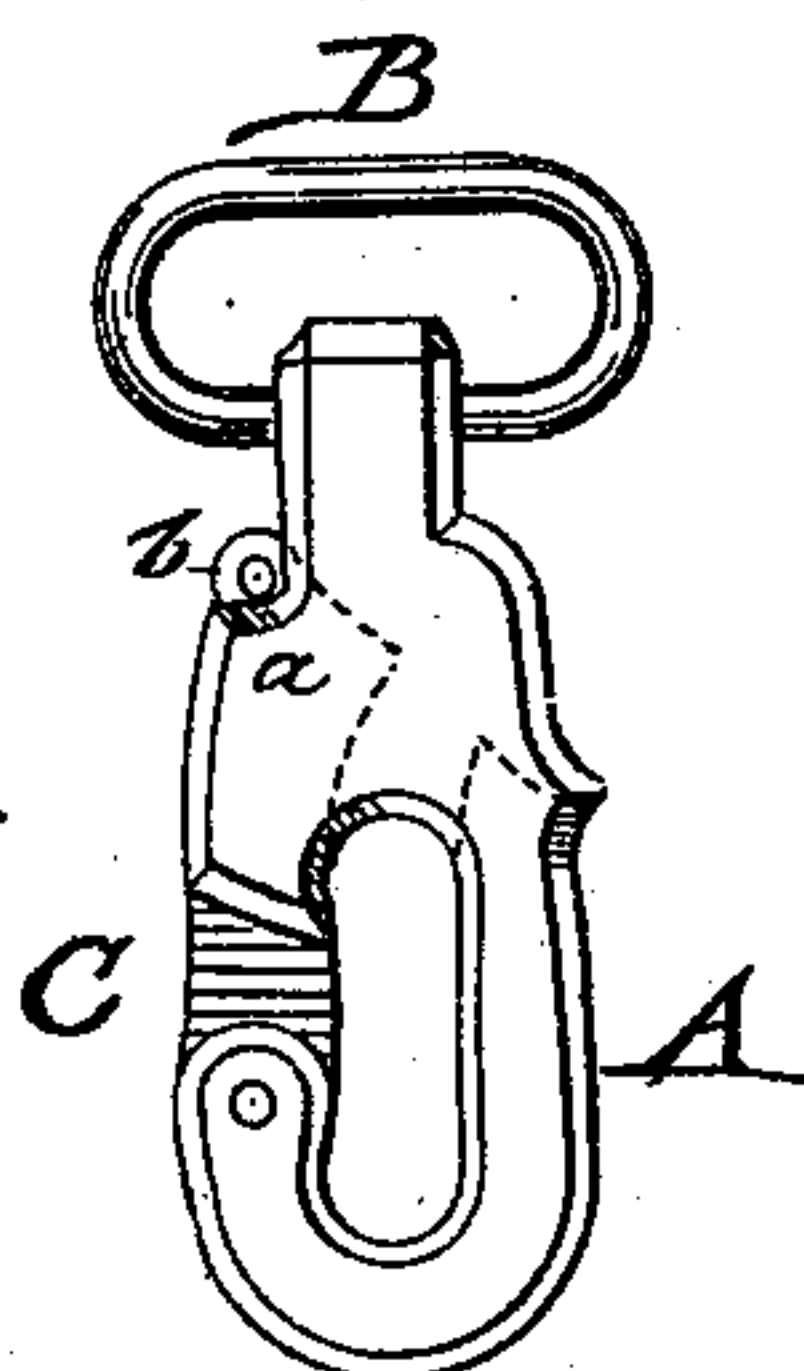


Fig: 4.



WITNESSES:

Chas. Nida
John Goethals

INVENTOR:

N. E. Cissna

BY

Munn
ATTORNEYS.

UNITED STATES PATENT OFFICE.

NEWTON E. CISSNA, OF SIOUX FALLS, DAKOTA TERRITORY.

IMPROVEMENT IN SNAP-HOOKS.

Specification forming part of Letters Patent No. **180,202**, dated July 25, 1876; application filed May 9, 1876.

To all whom it may concern:

Be it known that I, N. E. CISSNA, of Sioux Falls, in the county of Minnehaha, and in the Territory of Dakota, have invented a new and Improved Snap-Hook, of which the following is a specification:

In the accompanying drawing, Figures 1 and 2 represent side and end views of my improved snap-hook for harness-straps in closed position. Fig. 3 is a side view of the snap-hook in open position for receiving strap or ring; and Fig. 4 a side view of a modified form of the same.

Similar letters of reference indicate corresponding parts.

The object of my invention is to provide an improved snap-hook for connecting the various straps, rings, and other parts of a harness, by which the straps may be readily taken out and inserted, and securely and reliably retained therein.

The invention will first be described in connection with drawing, and then pointed out in the claim.

In the drawing, A represents a link-shaped hook with side opening for the insertion of the straps. The hook A may be pivoted to lugs or ears of a clip, B, attached to the breast-strap or other part of the harness, so as to readily swing thereon; or in place of the clip, a fixed or loose loop may be employed edge-wise with the hook, or at right angles to the same, accordingly as the snap-hook is applied to hold a hitch-strap, tug, or trace, line, breeching, or other strap. A tongue, C, corresponds

in size and shape to the hook, and is pivoted to a cross-pin at the end of the hook near the side opening. The tongue C swings either sidewise of the hook or in a central recess cut into the same. One side of the U shaped tongue C is made longer than the other, and fitted to a recess or shoulder, *a*, at the upper part of the hook, being readily opened by taking hold of projecting pins or shoulders *b* at the end of the longer end of the tongue. When the tongue is swung in outward direction to be at right angles with the hook, the strap, ring, or other article is introduced, and by carrying the tongue back on the hook, firmly retained therein. The draft on the tongue causes the closing of the same, and secures the locking of the snap-hook.

If desired, a spring may be employed to keep the tongue in closed position, the spring being attached to the side of the hook opposite the opening, but for most purposes the common pivoted tongue forms with the hook a connection of sufficient reliability and security for most purposes.

I am aware that a hook, provided with curved and shouldered holding-lever, is not, broadly, new; but

What I claim is—

The combination of hook, having recess *a*, and tongue, having pin or shoulders *b*, substantially as and for the purpose specified.

NEWTON EWING CISSNA.

Witnesses:

JOHN BIPPUS,

CHAS. F. WEBBER.