

T. R. BROWN & L. O. FRAZIER.

DEVICES FOR EXHIBITING BOOTS AND SHOES.

No. 180,192.

Patented July 25, 1876.

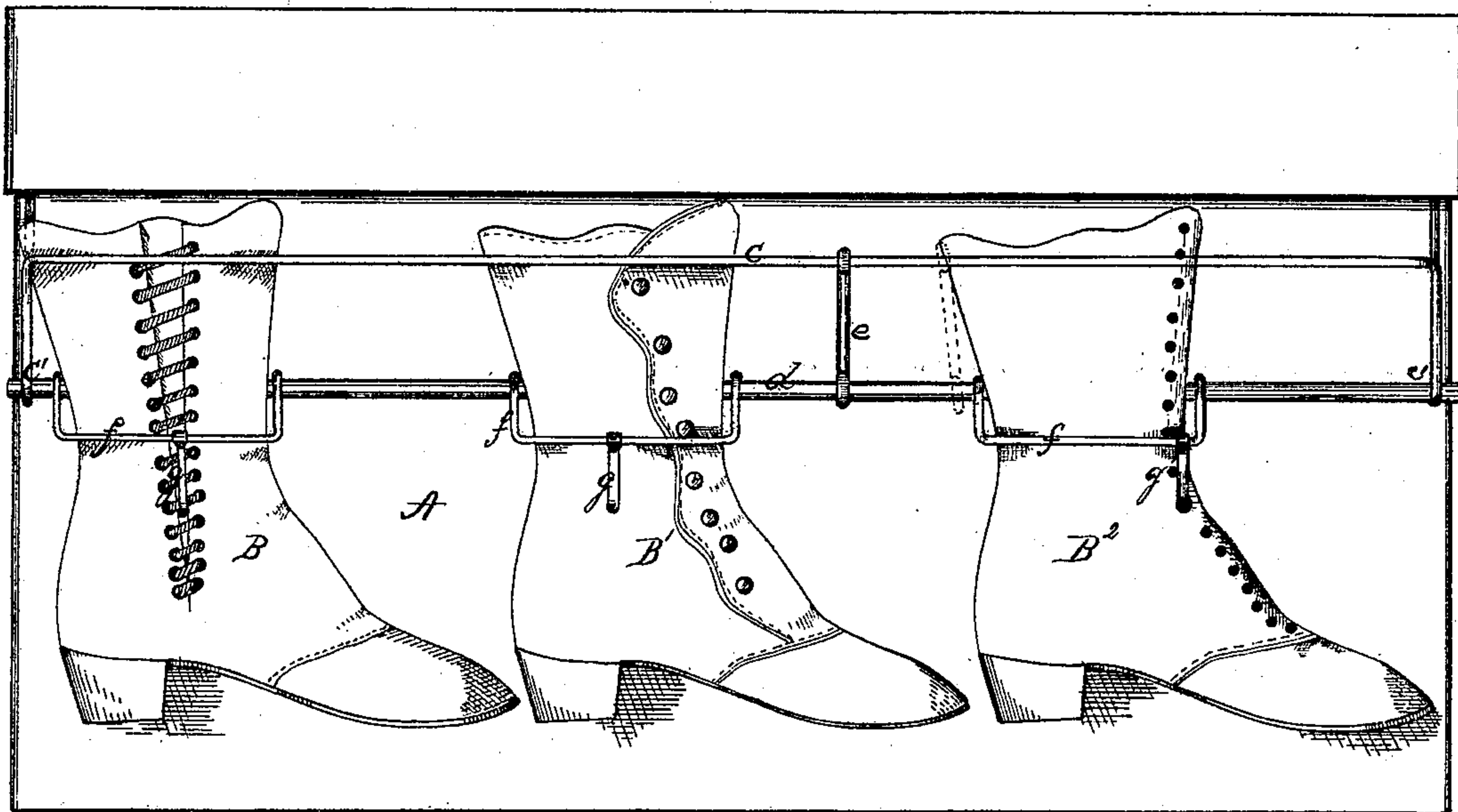


Fig. 1.

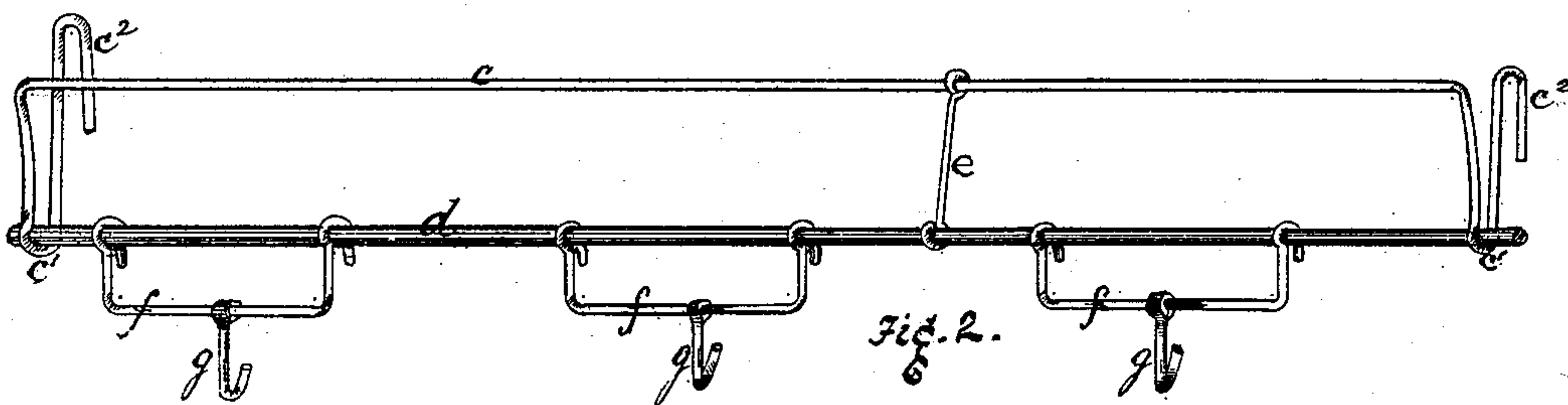


Fig. 2.

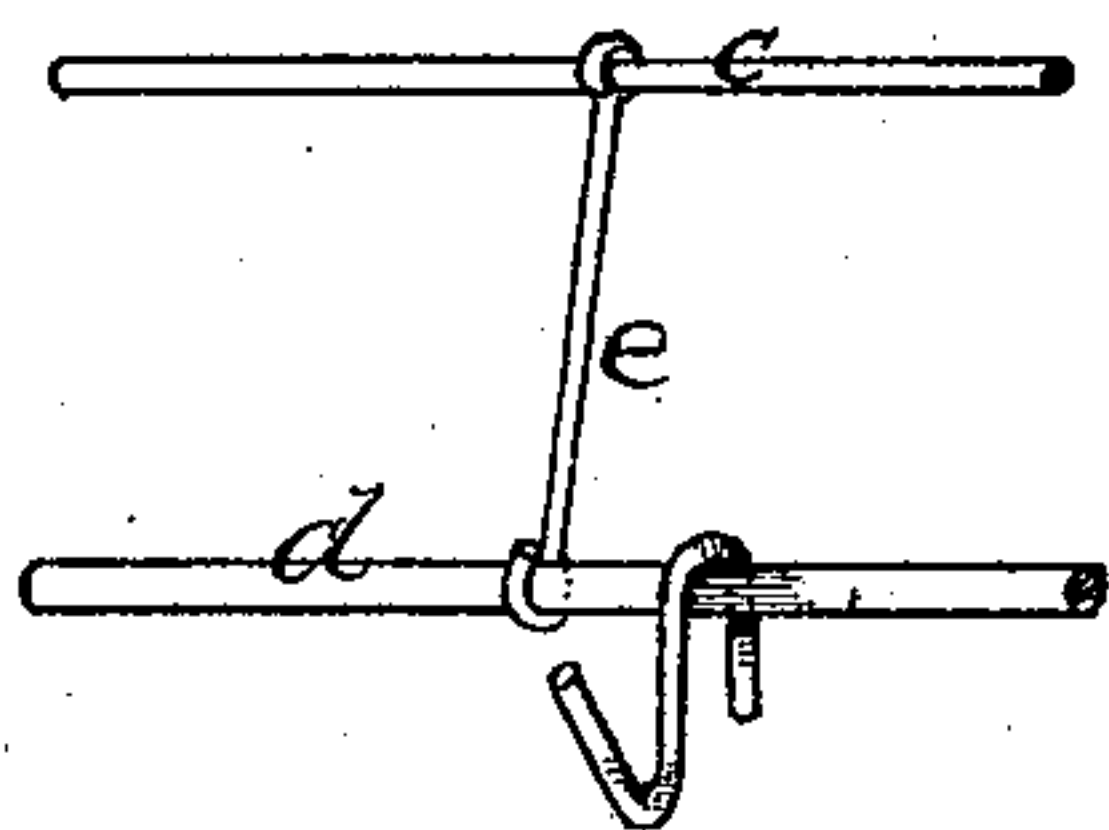


Fig. 3.

Witnesses.

R. W. Wenshall
James L. Kay

Inventors.

Thomas R. Brown,
Lucius O. Frazier
by Bakewell & Kerr
Attys.

UNITED STATES PATENT OFFICE.

THOMAS R. BROWN AND LUCIUS O. FRAZIER, OF PITTSBURG, PA.

IMPROVEMENT IN DEVICES FOR EXHIBITING BOOTS AND SHOES.

Specification forming part of Letters Patent No. **180,192**, dated July 25, 1876; application filed June 27, 1876.

To all whom it may concern:

Be it known that we, THOMAS R. BROWN and LUCIUS O. FRAZIER, of Pittsburg, in the county of Allegheny and State of Pennsylvania, have invented a new and useful Improvement in Devices for Exhibiting Shoes; and we do hereby declare the following to be a full, clear, and exact description thereof, reference being had to the accompanying drawing, forming part of this specification, in which—

Figure 1 is an elevation of our improved devices, showing the manner of securing the same to a box, and the manner of securing the shoes. Fig. 2 is a perspective view of the devices detached from a shoe-box. Fig. 3 shows a modified hook in connection with the suspension-bar.

Like letters refer to like parts wherever they occur.

Our invention relates to that class of devices employed for exhibiting shoes in stock; and consists in a loop or hook for securing the shoe and attaching it to the box, a suspension-bar for supporting the hook when the attachments of the hook are not made directly to the box, and a guard-bar for sustaining the upper and preserving the form thereof.

Heretofore in exhibiting this class of goods two methods have been generally adopted, one of which was to suspend one shoe against the side of the box by means of the string which secures the pair, the other shoe being shut within the box. This method is objectionable, for the reason that the shoe is in the way when the boxes are handled, so that both boxes and shoes are rubbed and disfigured, and become rapidly shop-worn. The second method is to fold the top of the shoe over the edge of the box and to hold it in position by the lid. This is likewise objectionable, for the reason that with a stiff upper it is difficult to do. In all cases it is liable to burst the box-cover, and at best shows but a portion of the shoe, often confusing the salesman in his selection. The object of the present invention is therefore to obtain devices of such a nature that one or more shoes may be exhibited in a convenient manner so as not to interfere with the handling of the boxes, with the least possible shop-wear on the shoes, without injury to

the boxes, and at the same time the entire shoe shall be in sight of the salesman and purchaser.

We will now proceed to describe our invention so that others skilled in the art to which it appertains may apply the same.

In the drawing, A indicates a shoe-box, to which our devices are attached, and B B¹ B² a side lace-button, and ordinary lace-gaiters respectively, all of which are readily secured by our devices. *c* is the guard-rail, formed of wire or other suitable material, bent as at *c*¹ to form loops for a bar or rod, *d*, and then turned up to form hooks or hangers *c*², which take over the edge of the box where the devices are in use. *d* is a rod or bar, preferably formed from wire of a greater diameter than the guard-wire, said rod, which we term the "suspension-rod," being held in the loop *c*¹, formed by bending the guard-wire, as before specified. *e* is a brace, which extends from the guard-wire to the suspension-rod, and serves to brace the two. It is usually formed so as to be movable, the reason for which will be hereinafter stated, and two or more may be used where necessary. *f* are loop-hooks, formed by bending pieces of wire and then turning down the free ends, as shown, so that they will engage with the suspension-rod *d*. These loop-hooks are more specially intended to sustain button-gaiters; but, in order to adapt them for use with laced gaiters, sliding hooks *g* are slipped thereon.

These constitute our improved devices, which may be employed as follows: The guard-wire, suspension-bar, and one or more braces being put together, as shown in the drawing, are suspended against the side of the box by the hangers *c*², which take over the edge thereof. A gaiter of either class specified is then secured by passing the upper part or leg under the guard-wire, and inclosing it at a point lower down by the loop-hook *f*. If the gaiter is a button-gaiter the loop will take under a button and require no other attention; but if it is an ordinary or a side-lace gaiter, then the hook *g* may be slid along the loop *f* until opposite the lacing, and hooked into either the lacing or eyelet hole, as preferred. In ordinary laced gaiters, or in gaiters which are suspended off the center, there will often be a tendency of the shoe to swing out of line or drop back. This may be corrected, and the

position of the shoe insured, by sliding the brace *e* up against the gaiter.

We have described the invention in connection with a loop-hook, for the reason that under all circumstances it is the preferable device for suspending the shoe; but as a simple **S**-hook can be employed in many cases, we have shown said device in Fig. 3 of the drawing. Such a hook can be used with the ordinary laced gaiters and with a button-gaiter by passing the hook into the button-hole; but if a side-lace gaiter is to be suspended thereby, or a button-gaiter is to be suspended by the button, the **S**-hook will have to be bent so as to lap upon the front of the shoe.

The advantages of our devices are, that the shoes are fully exposed against the side of the box; both box and shoe are uninjured by necessary handling; all the shoes may be turned in the same direction; the stock is exhibited to greater advantage; and the salesman and purchaser are aided in their selection of goods.

Having thus described our invention, what we claim, and desire to secure by Letters Patent, is—

1. A boot or shoe exhibiting device, provided with a guard-rod adapted to be attached to a box or case, substantially as and for the purpose specified.

2. The combination of the guard-rod, the suspension-rod, and hook, substantially as and for the purpose specified.

3. The combination of the guard-rod, the suspension-rod, and the brace, substantially as and for the purpose specified.

4. The combination of the guard-rod, the suspension-rod, the sliding brace, and a hook, all substantially as and for the purpose set forth.

5. The loop-hook, provided with the sliding hook, substantially as and for the purpose specified.

In testimony whereof, we, the said THOMAS R. BROWN and LUCIUS O. FRAZIER, have hereunto set our hands.

THOMAS R. BROWN.
LUCIUS O. FRAZIER.

Witnesses:

F. W. RITTER, Jr.,
R. C. WRENSHALL.