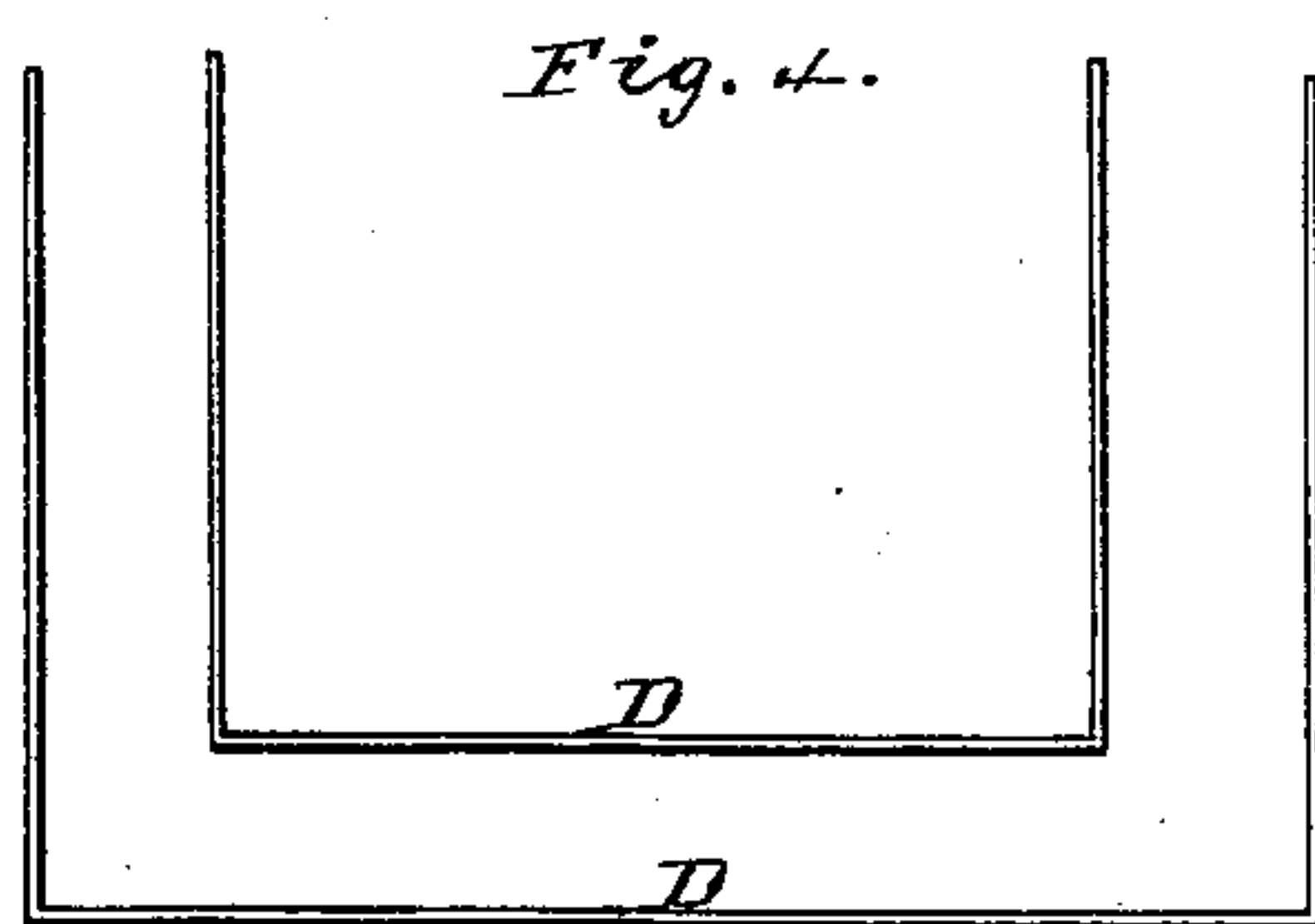
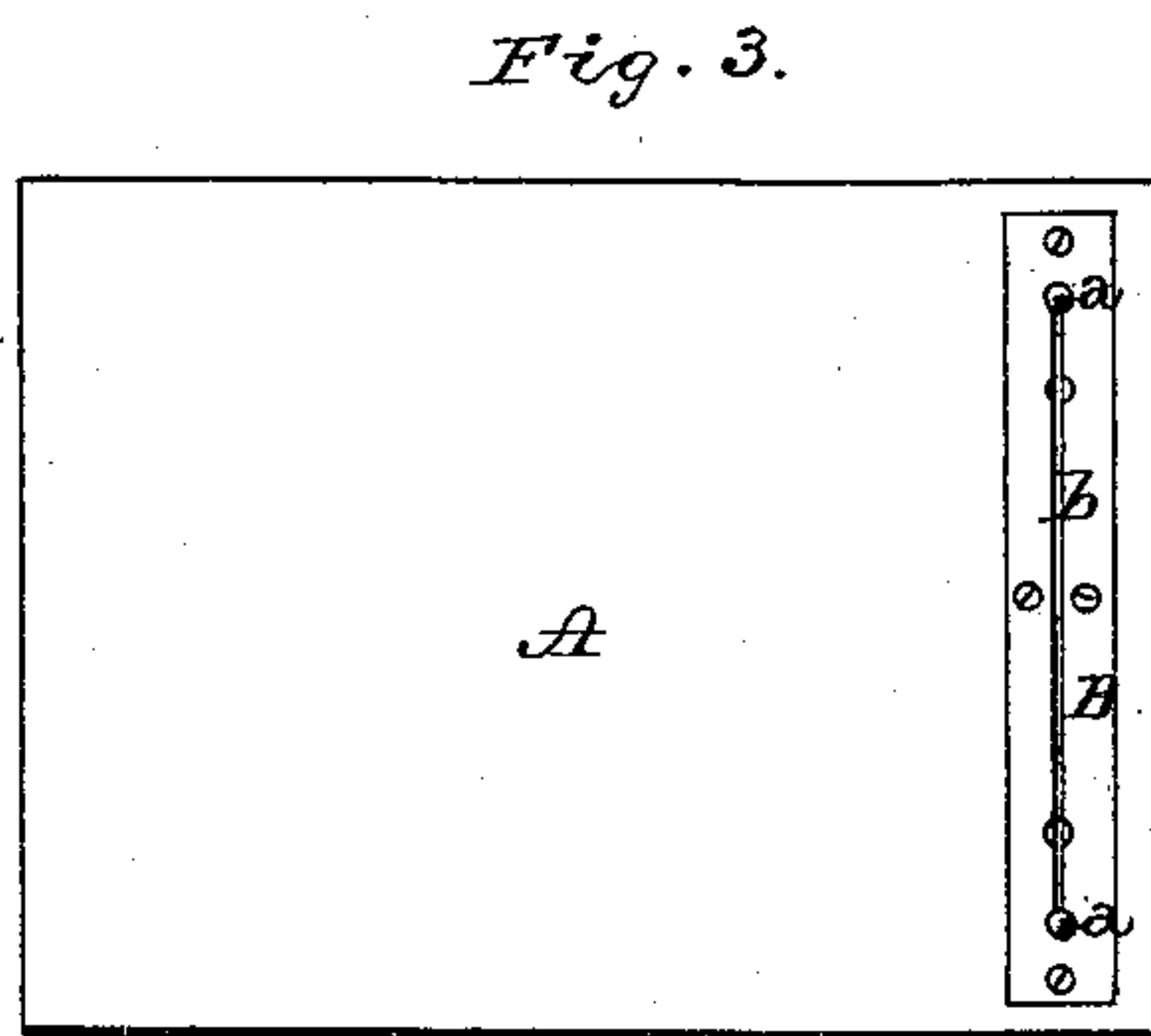
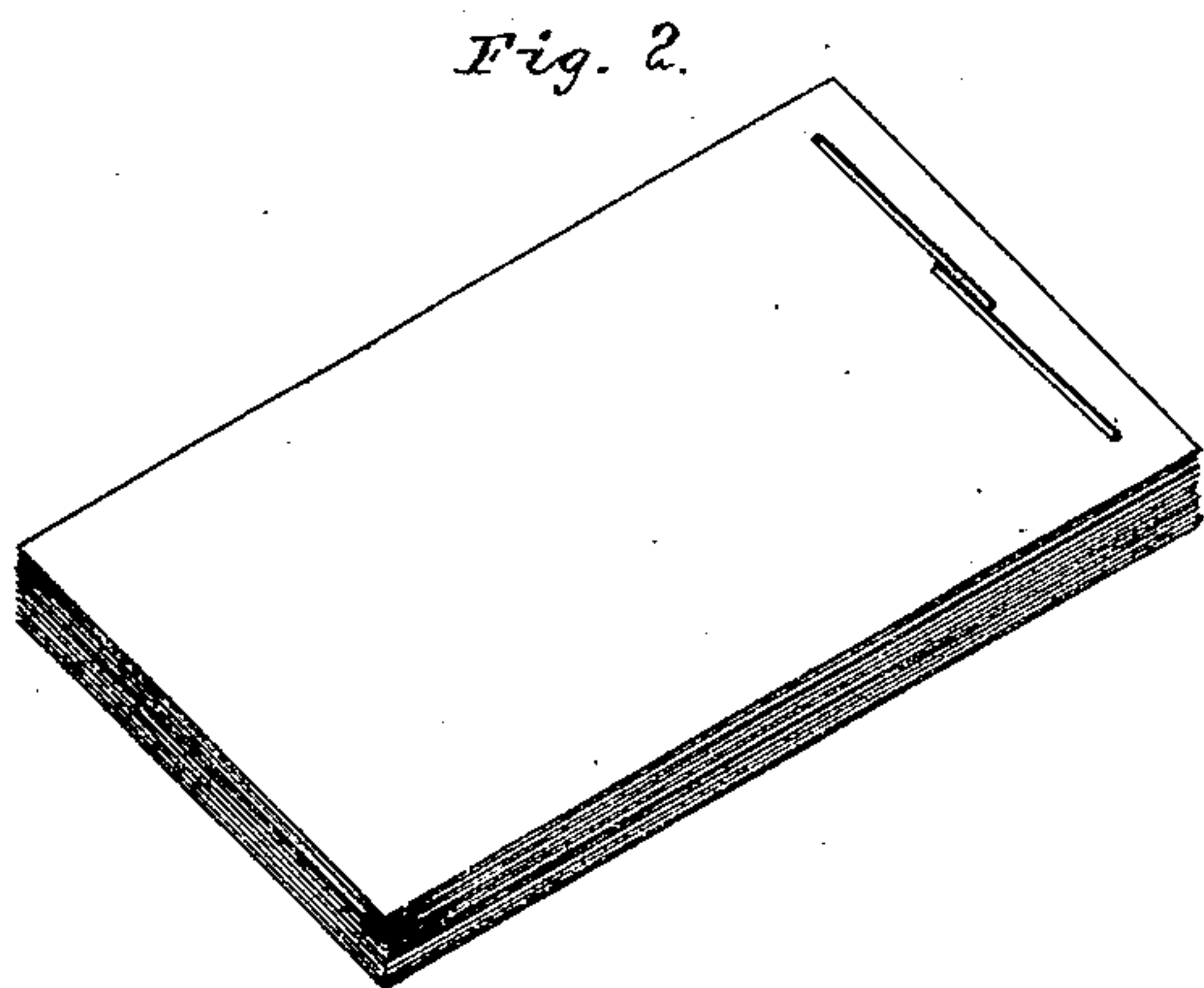
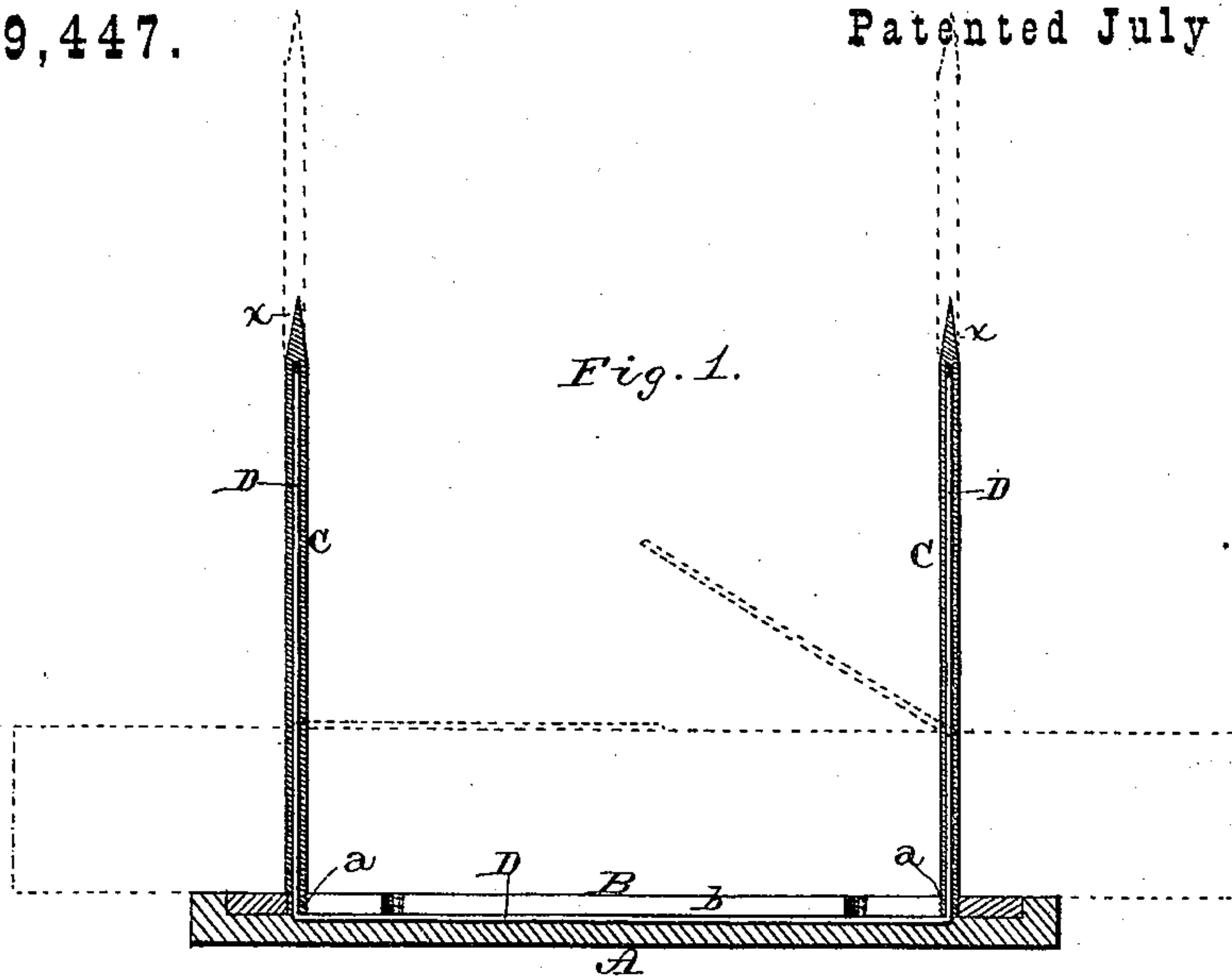


P. C. CLARKE.
BILL FILE.

No. 179,447.

Patented July 4, 1876.

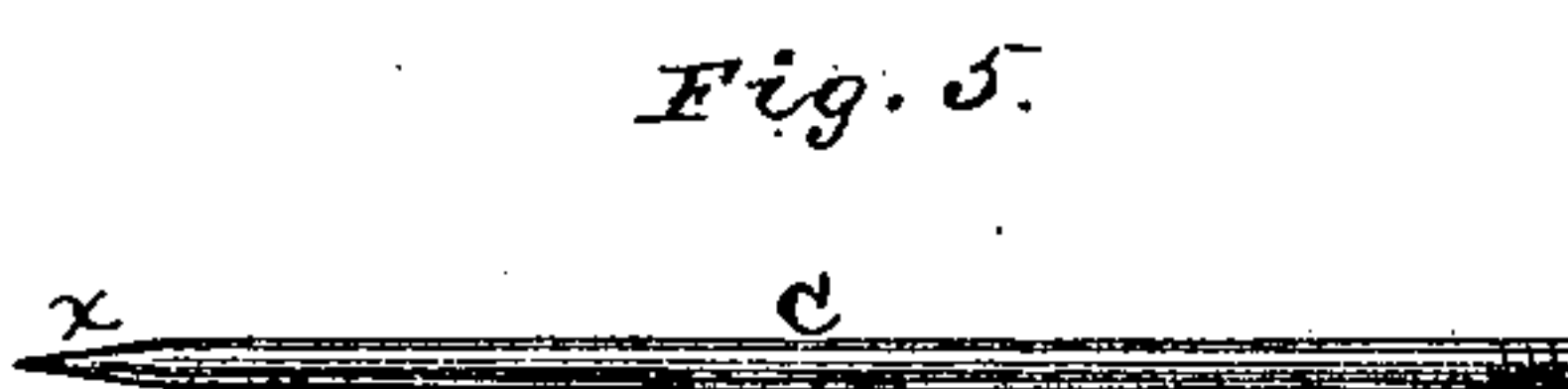


WITNESSES.

J. M. Garner
J. W. Burnham

INVENTOR.

P. C. Clarke
J. A. Lehmann, atty.



UNITED STATES PATENT OFFICE.

PERCY C. CLARKE, OF MEMPHIS, TENNESSEE.

IMPROVEMENT IN BILL-FILES.

Specification forming part of Letters Patent No. **179,447**, dated July 4, 1876; application filed June 14, 1876.

To all whom it may concern:

Be it known that I, PERCY C. CLARKE, of Memphis, in the county of Shelby and State of Tennessee, have invented certain new and useful Improvements in Bill-Files; and I do hereby declare the following to be a full, clear, and exact description of the invention, such as will enable others skilled in the art to which it pertains to make and use it, reference being had to the accompanying drawings, which form part of this specification.

The nature of my invention consists in the construction and arrangement of a paper-file, as will be hereinafter more fully set forth.

In the annexed drawing, which fully illustrates my invention, A represents the board or base of my paper-file, near one end of which is a plate, B, let into the board and fastened thereto, so as to be flush with the upper surface thereof. Near each end of the plate B is a hole, *a*, with female screw-threads, and the two holes *a a* are connected by a slot, *b*, running longitudinally through the plate. C C are two hollow tubes, with exterior screw-threads on their lower ends to fit in the screw-holes *a a*. The upper ends of the tubes C are closed and pointed, as shown at *x x*. In the slot *b* of the plate B is placed a wire, D, having its ends extending upward at the screw-holes *a*. The tubes C are then passed over the ends of the wire and screwed fast in the

holes *a*, as shown, thereby hiding or concealing the wires from view.

Papers are then put on the tubes C, and when the desired quantity of papers has been placed thereon the tubes C are screwed off and pulled through the papers, leaving the ends of the wire D projecting over the top of the papers, which wire ends are then bent toward each other, and thus securing the papers in regular order.

If desired, more than one screw-hole may be made in each end of the plate B, so that one file may be made to answer for all sizes of official documents.

Having thus fully described my invention, what I claim as new, and desire to secure by Letters Patent, is—

The combination, with a board or base, A, of the plate B, having one or more screw-holes, *a*, at each end, and the longitudinal slot *b*, the wire D, and the pointed screw-tubes C C, substantially as and for the purposes herein set forth.

In testimony that I claim the foregoing I have hereunto set my hand this 5th day of June, 1876.

PERCY C. CLARKE.

Witnesses:

R. W. HARRIS,
C. B. OLIVER.