

L. CARR.
TRACE-CARRIER.

No. 178,731.

Patented June 13, 1876.

Fig. 1.




Fig. 2.

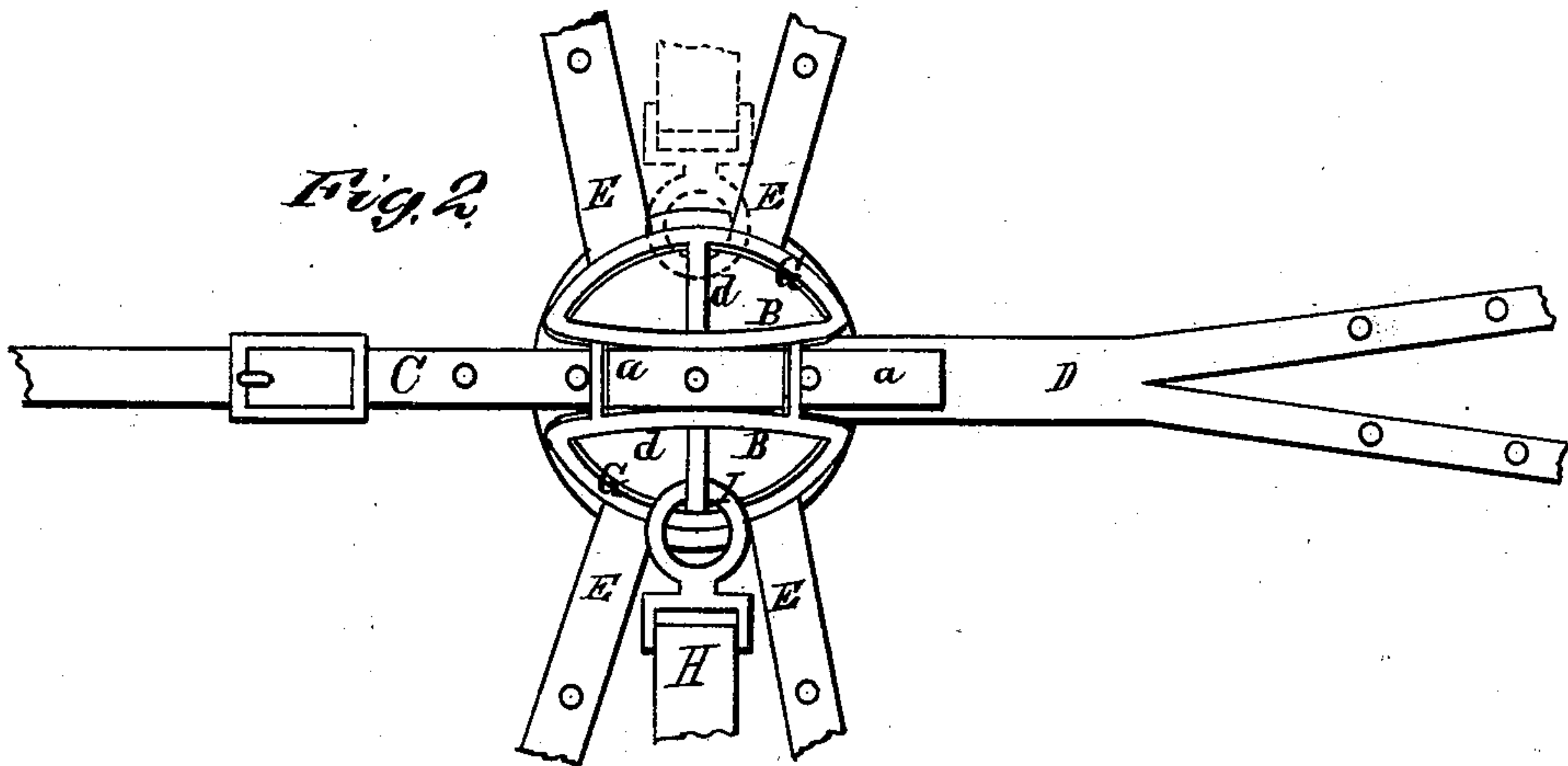
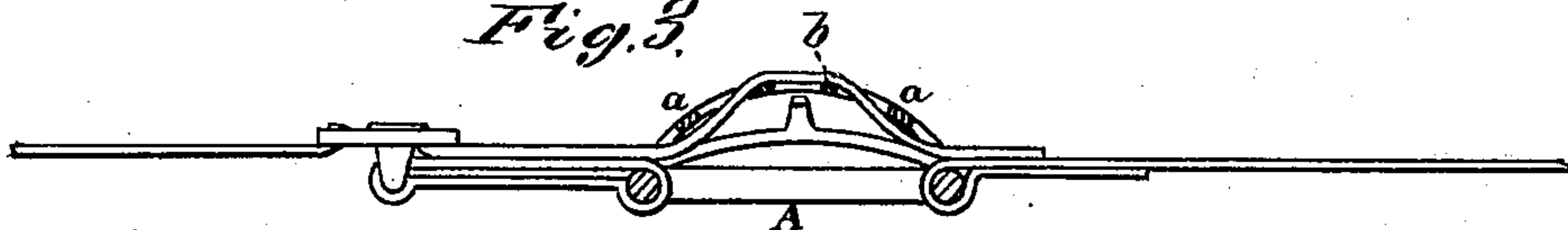
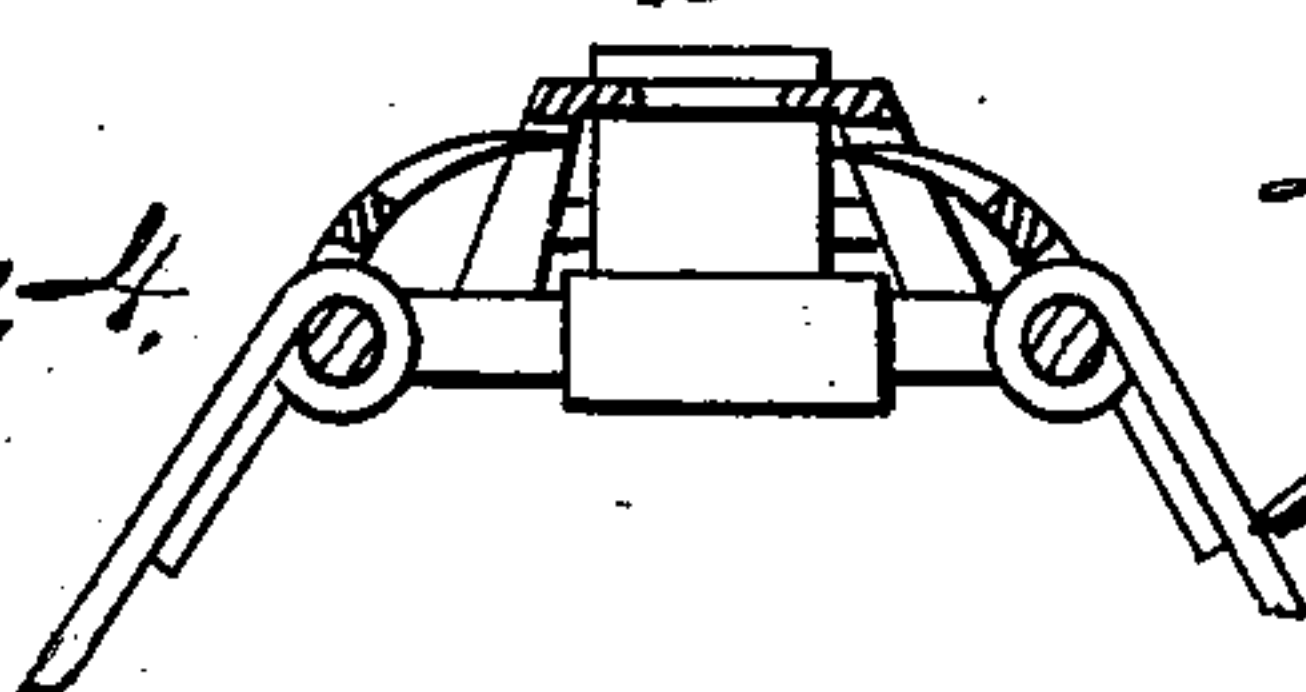


Fig. 3.



WITNESSES
E. H. Bates
C. H. Searle



INVENTOR
Laurence Carr
Gilmore, Smith & Co.
ATTORNEYS

UNITED STATES PATENT OFFICE.

LAURENCE CARR, OF ROSEMOUNT, MINNESOTA.

IMPROVEMENT IN TRACE-CARRIERS.

Specification forming part of Letters Patent No. **178,731**, dated June 13, 1876; application filed March 11, 1876.

To all whom it may concern:

Be it known that I, LAURENCE CARR, of Rosemount, in the county of Dakota and State of Minnesota, have invented a new and valuable Improvement in Breech and Trace Carriers; and I do hereby declare that the following is a full, clear, and exact description of the construction and operation of the same, reference being had to the annexed drawings, making a part of this specification, and to the letters and figures of reference marked thereon:

Figure 1 of the drawings is a representation of my harness-buckle as applied. Fig. 2 is a plan view of the buckle, and Figs. 3 and 4 are central vertical sectional views thereof.

The nature of my invention consists in the construction and arrangement of a trace-carrier for harness, as will be hereinafter more fully set forth.

In the annexed drawing, A represents a ring or circle, of suitable dimensions, provided with two raised cross-bars, B B, near the center. Between these cross-bars on the ring is attached the back-strap C at one side, and the crupper D on the other side. The two raised cross-bars B B are connected by small bars *a*, forming a loop for the insertion of the end of the back-strap, which is supported in the center, between said cross-bars, by a circle, *b*, connected to and between them.

On each side of the cross-bars B is a curved bar, G, running close to the ring A, and from the center of each bar G projects a tongue or

hook, *d*, as shown more particularly in Figs. 2 and 4.

E E represent the hip-straps, of which two are attached on each side to the ring A under the bar G. H represents the trace-carrier, provided with an ordinary cockeye, I, which is passed under the raised center of the buckle and hooked onto the tongue or hook *d*. When thus attached, the trace-carrier cannot come loose accidentally, but remains in place until taken out.

It will be seen that with this buckle four hip-straps can be stitched in separate and apart, thereby securing the breeching to the same in the most substantial manner.

This buckle may be made of any suitable material, and plain or more or less ornamented, as desired.

What I claim as new, and desire to secure by Letters Patent, is—

The combination of the ring A, raised cross-bars B B, with connecting-bars *a* and center piece *b*, and the curved bars G G, with tongues or hooks *d d*, all constructed substantially as and for the purposes herein set forth.

In testimony that I claim the above I have hereunto subscribed my name in the presence of two witnesses.

LAURENCE CARR.

Witnesses:

CHAS. J. WILLIAMS,
AUG. LORING.