

J. T. BROWN & J. W. COLBERT.

BAG-HOLDER.

No. 178,727.

Patented June 13, 1876.

Fig. 3

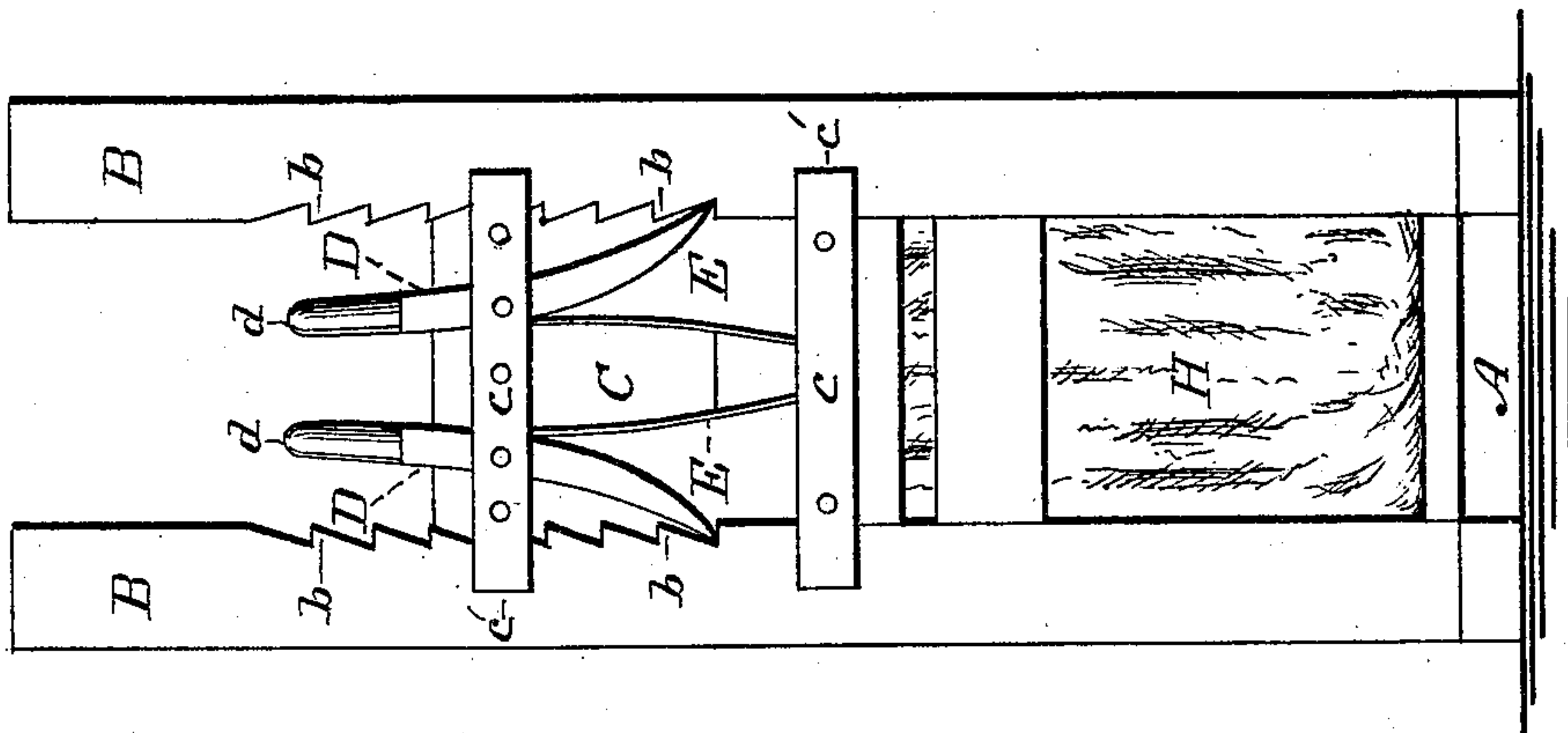


Fig. 2

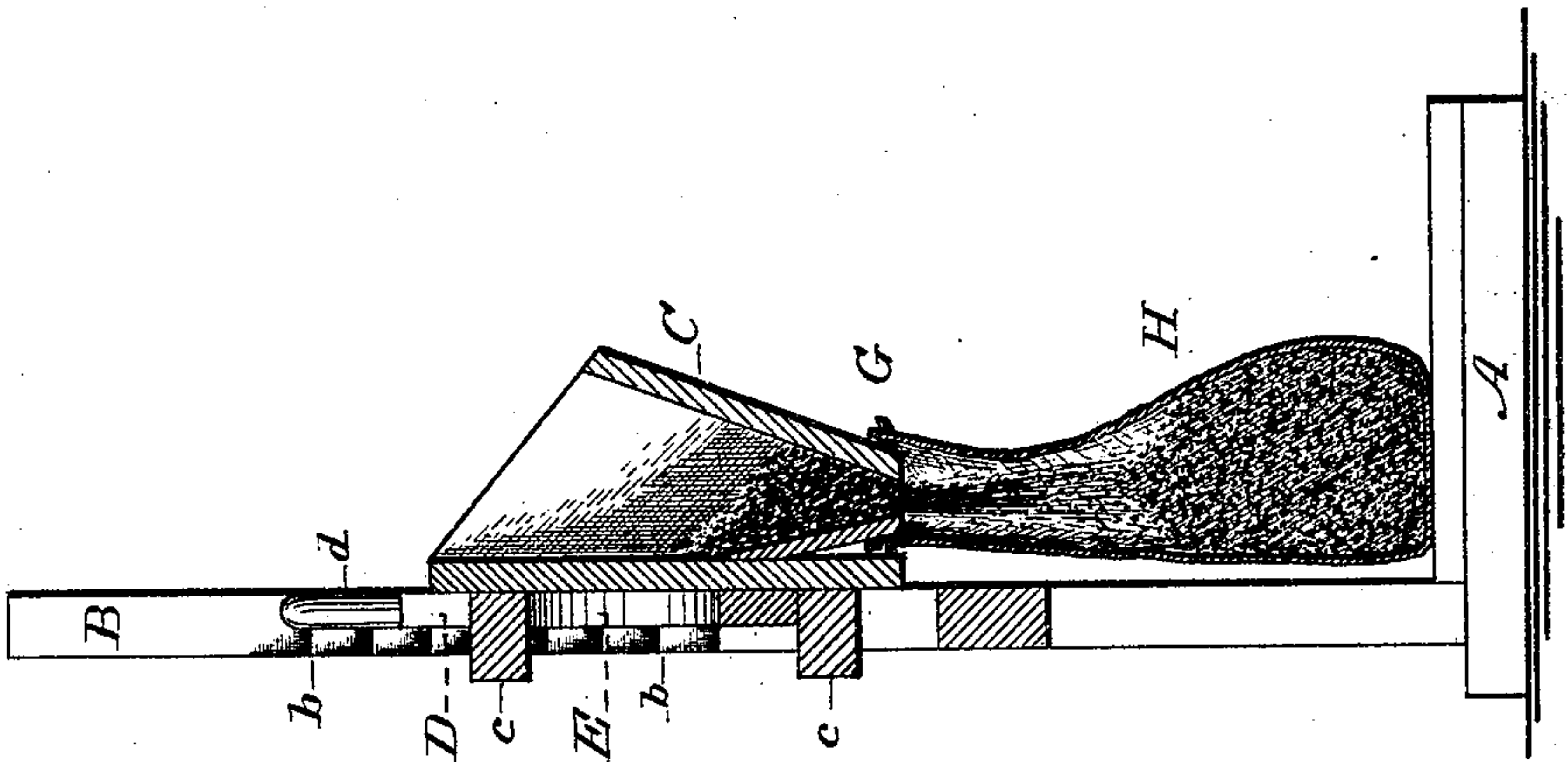
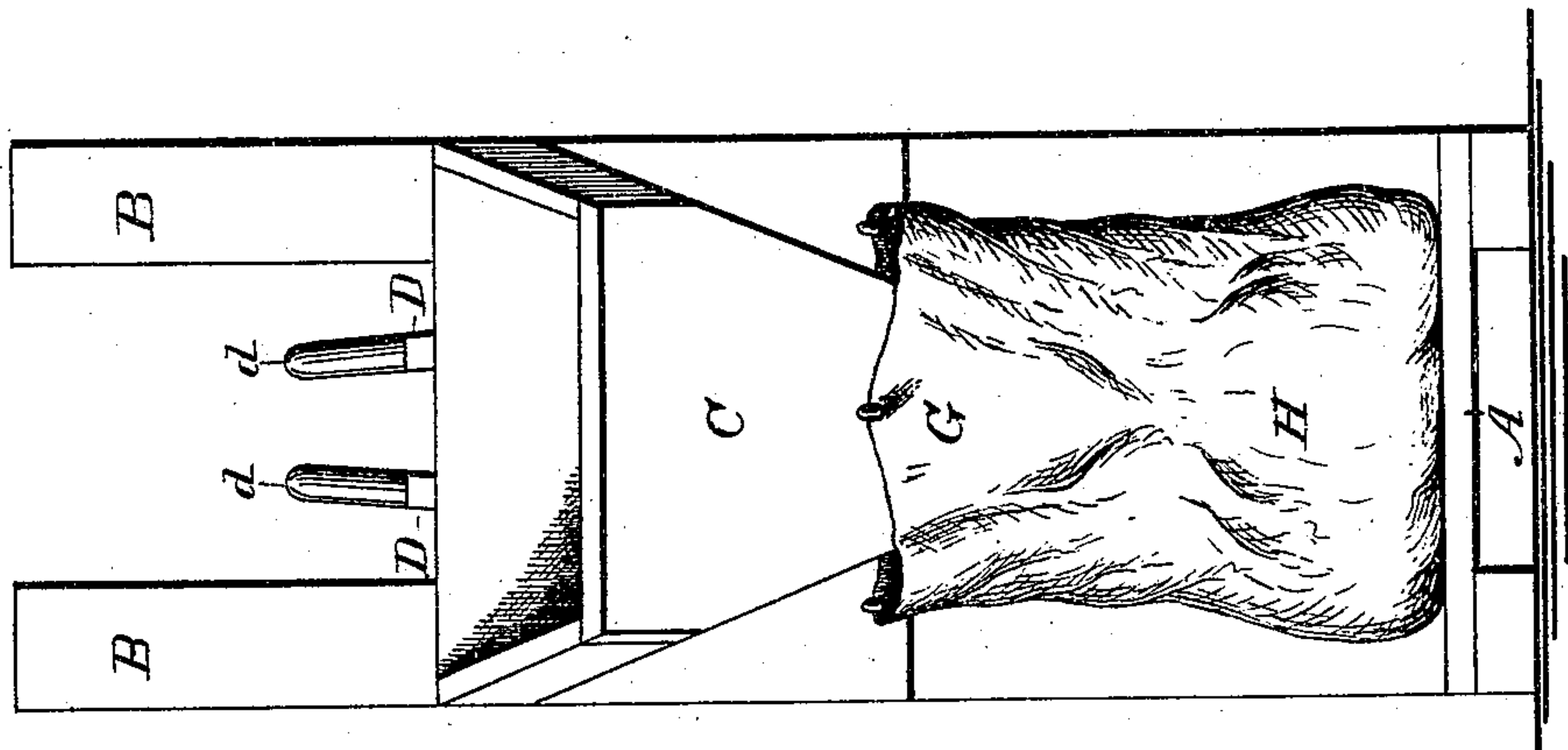


Fig. 1



WITNESSES:

Theodore S. West,
John C. Kinnon

INVENTOR:

J. T. Brown
J. W. Colbert
BY *[Signature]*

ATTORNEYS.

UNITED STATES PATENT OFFICE.

JOHN T. BROWN, OF MORRISVILLE, AND JOSEPH W. COLBERT, OF
FREDERICKSBURG, VIRGINIA.

IMPROVEMENT IN BAG-HOLDERS.

Specification forming part of Letters Patent No. 178,727, dated June 13, 1876; application filed
May 12, 1876.

To all whom it may concern:

Be it known that we, JOHN T. BROWN, of Morrisville, Fauquier county, Virginia, and JOSEPH W. COLBERT, of Fredericksburg, Spottsylvania county, Virginia, have invented a new and Improved Bag-Holder; and we do hereby declare the following to be a full, clear, and exact description of the same.

In the drawings accompanying and forming part of this specification, Figure 1 represents a front elevation of our invention. Fig. 2 represents a vertical section. Fig. 3 represents a rear elevation.

The object of our invention is the construction of a device for holding bags, by the aid of which they may be more easily and quickly filled with grain, flour, meal, or other material.

Our invention consists of two ratchet-toothed uprights, which face each other, and rise from opposite corners of the rear of a rectangular base. The uprights are bound together by a cross-bar below the teeth, which run upward.

A hopper slides upon the front surfaces of the uprights, against which it is held by flanges on the ends of two horizontal clips attached to its rear surface, which flanges rest on the rear surfaces of the uprights.

The upper clip has on each side of its center an opening, in which is pivoted a detent, the upper ends of the detents serving as handles to release their points from the teeth of the uprights.

To the upper surface of the lower clip is fixed a block, having attached to each side a spring, the free end of which presses against the detent on the same side below the pivot, and forces it between the teeth of the corresponding upright.

To the lower part of the front of the hopper, hooks are fixed, on which the bag is hung when it is to be filled, its bottom resting on

the base of the bag-holder, and the outlet of the hopper projecting into its mouth.

In the accompanying drawings, A represents a base, to the opposite corners of the rear of which are fixed the two ratchet-toothed uprights B B, with the teeth *b b* on their facing sides. C is the hopper, having attached to its rear surface the horizontal clips *c c*, provided at their ends with the flanges *c' c'*, which lie against the rear surfaces of the uprights. The upper clip has in it two openings, in which are pivoted the detents D D, their upper ends forming the handles *d d*. To the upper surface of the lower clip is fixed a block, having attached to its sides the springs E E, the free ends of which press the detents between the teeth of the uprights. On the front of the hopper are fixed the hooks G G G for the attachment of the bag H. The bag being attached to the hopper, both may be raised by simply lifting the handles *d d*. By pushing the handles apart, the detents D D will be released from the teeth *b b*, and the hopper and attached bag may be lowered to any desired position; then releasing the handles, the springs E E will force the detents again between the teeth.

Having thus described our invention, what we claim as new, and desire to secure by Letters Patent, is—

In a bag-holder, the combination of the hopper C and ratchet-toothed uprights B B with the clips *c c*, detents D D, and springs E E, as and for the purpose herein specified.

The above specification of our invention signed by us this 26th day of April, A. D. 1876.

J. T. BROWN.

J. W. COLBERT.

Witnesses:

JAMES P. OLIVER,
JOHN A. STONE.