

H. SCHIER.  
TOILET-BRACKET.

No. 177,571.

Patented May 16, 1876.

Fig. 1.

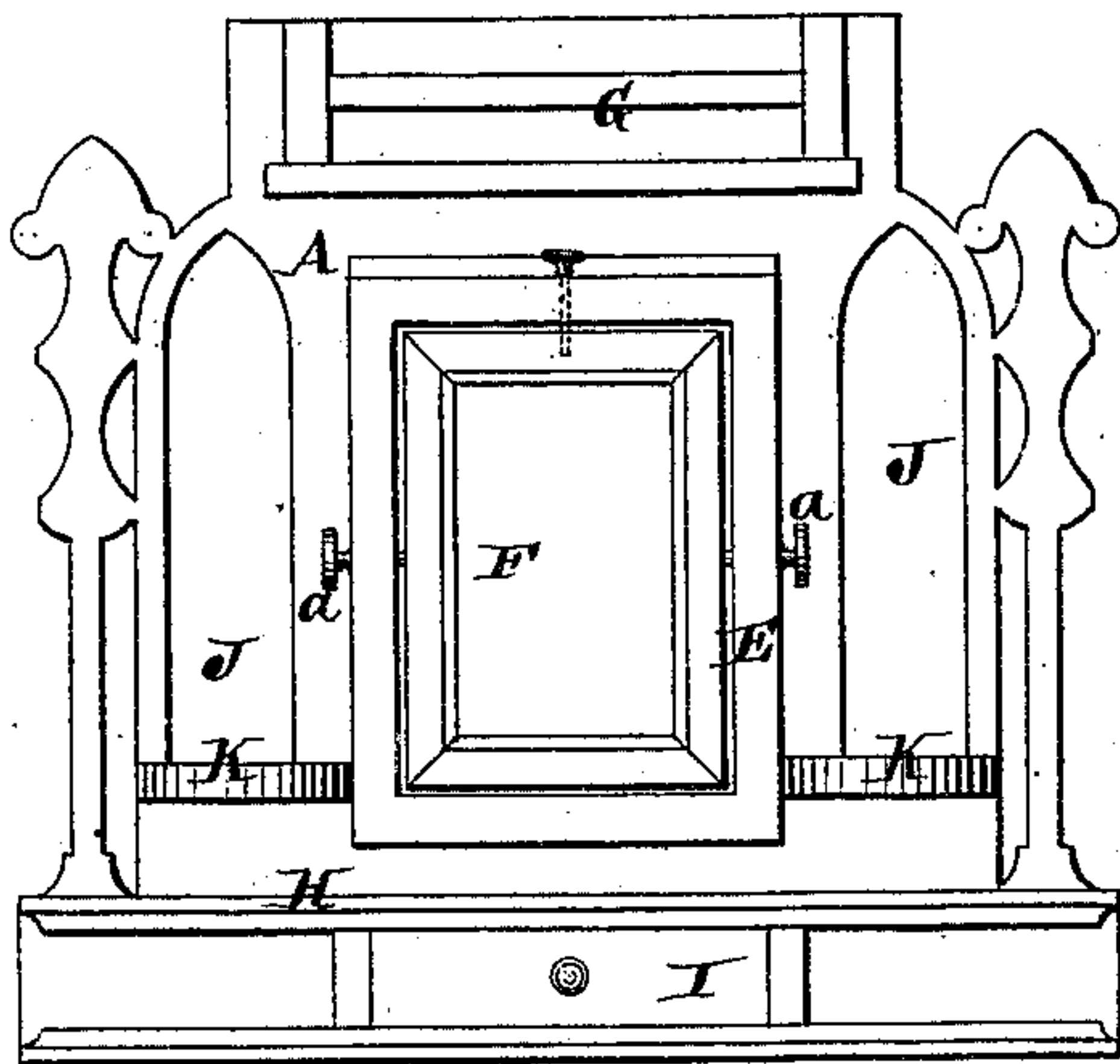


Fig. 3.

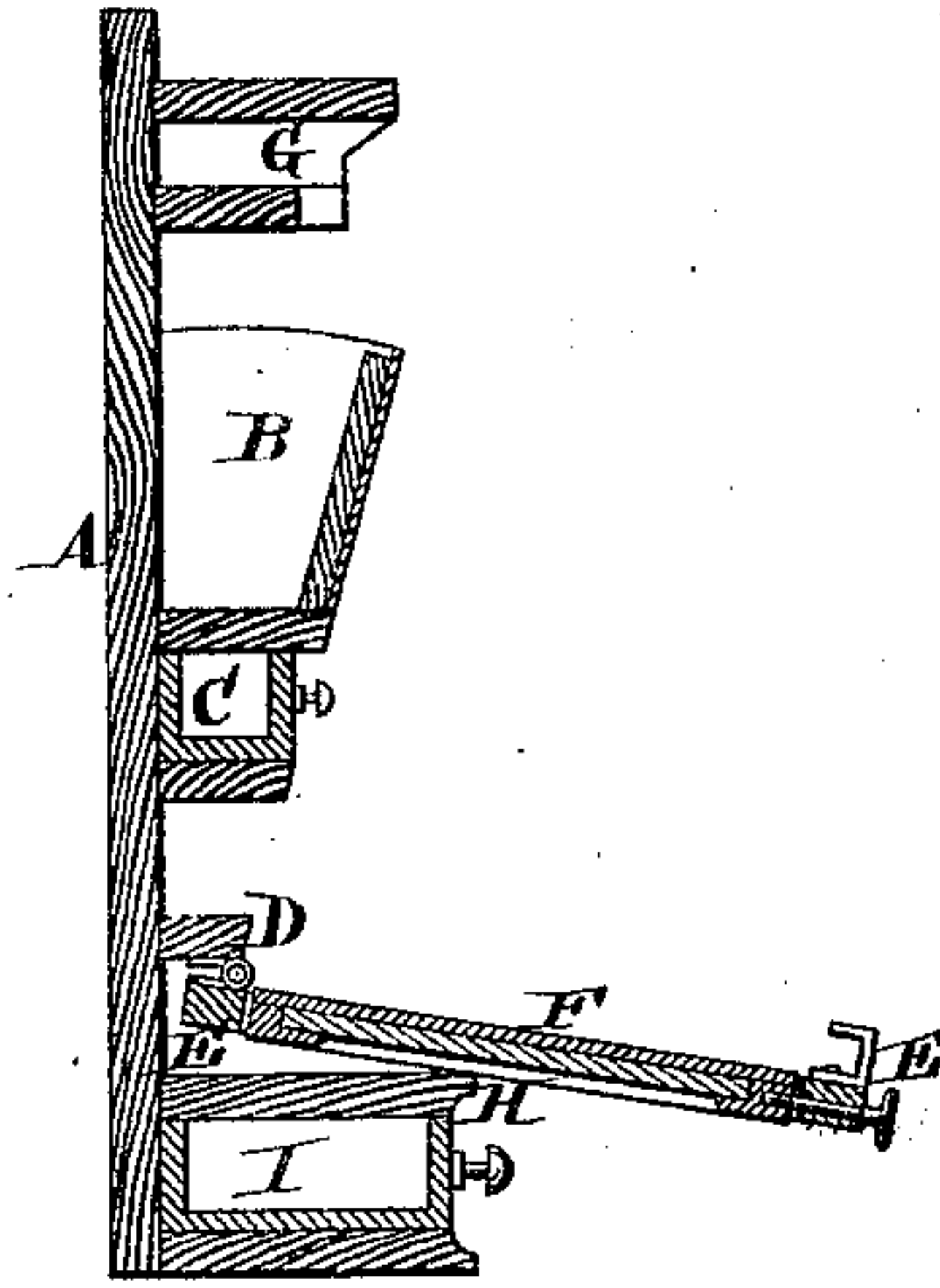


Fig. 2.

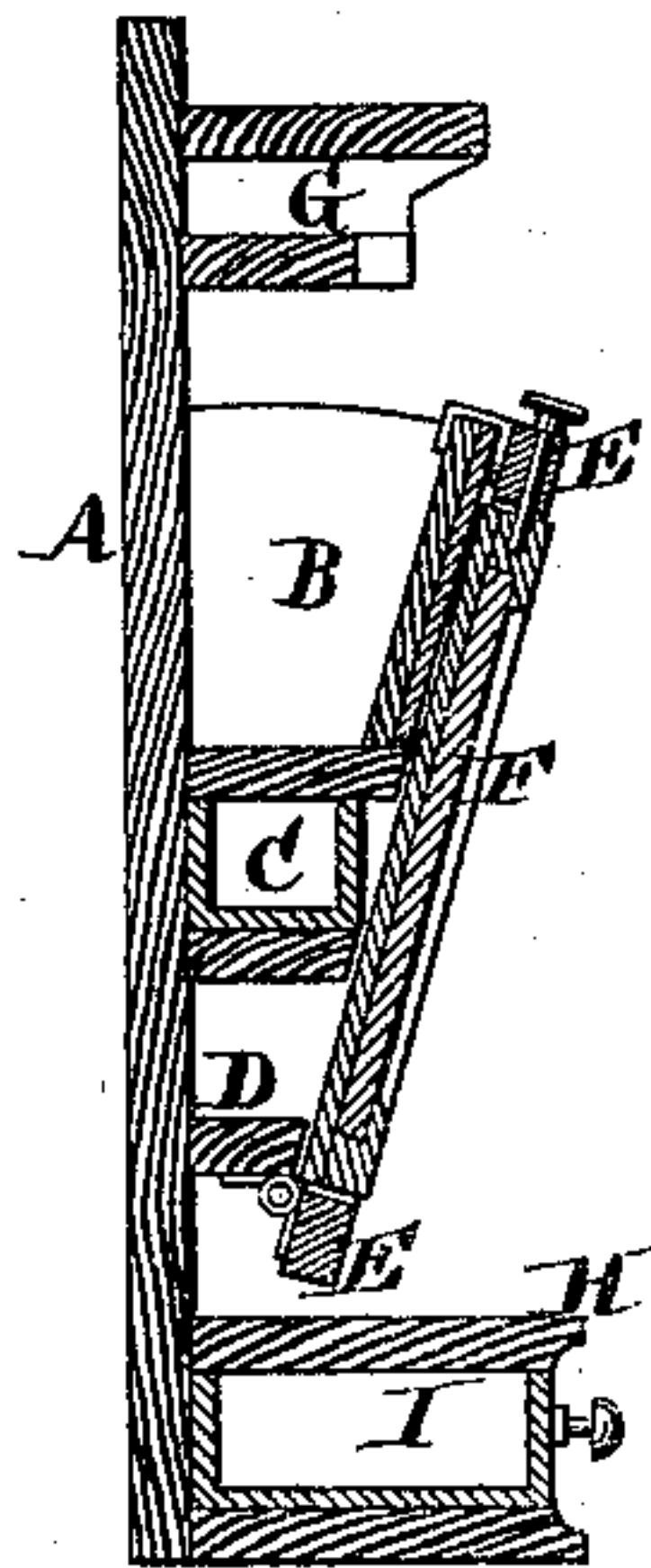
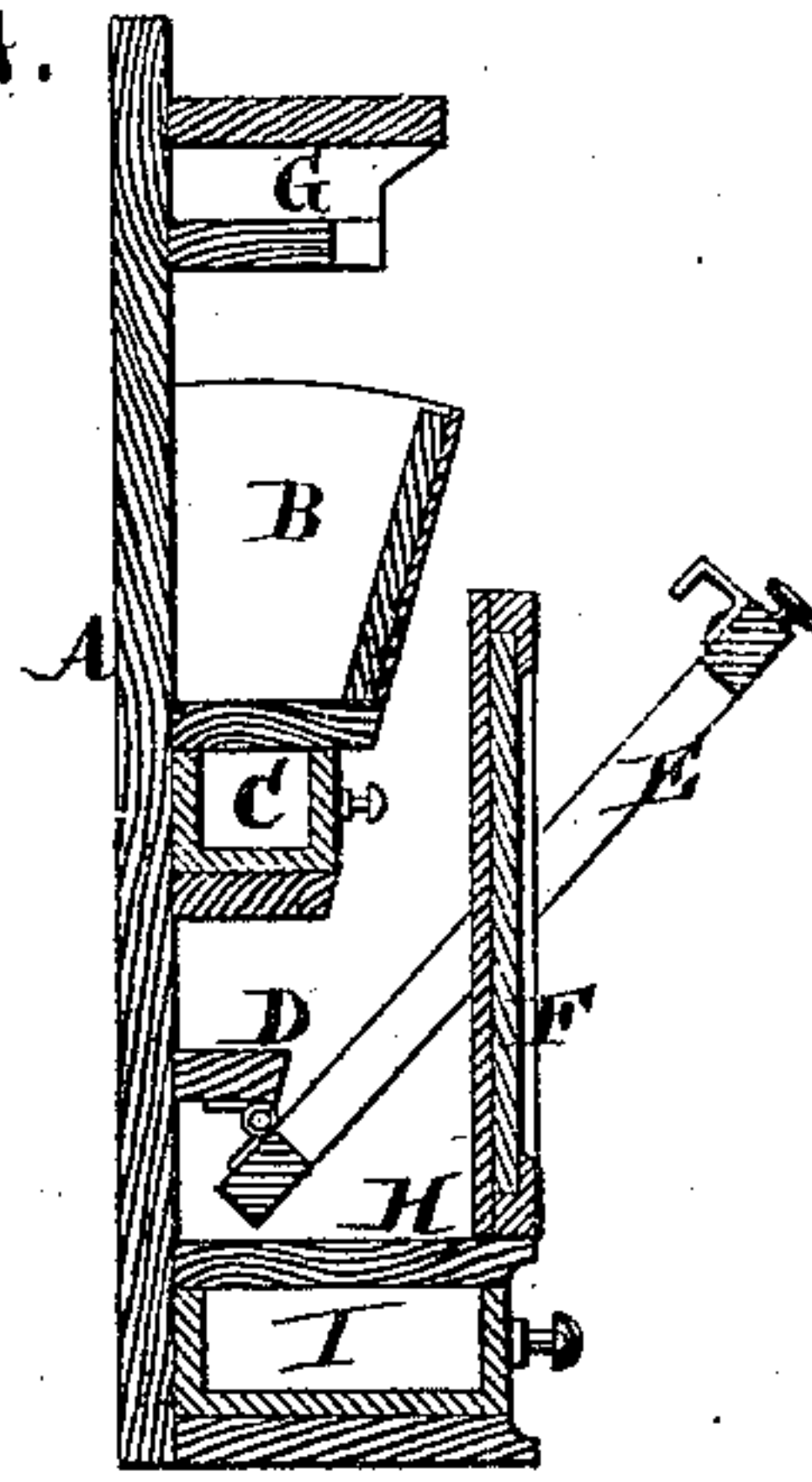


Fig. 4.



Witnesses.

Otto Hufeland.  
Hugo Bruggemann.

Inventor.

Helwig Schier  
per  
Van Gantvoord & Rauff  
Attorneys

# UNITED STATES PATENT OFFICE.

HELWIG SCHIER, OF NEW YORK, N. Y.

## IMPROVEMENT IN TOILET-BRACKETS.

Specification forming part of Letters Patent No. 177,571, dated May 16, 1876; application filed February 19, 1876.

*To all whom it may concern:*

Be it known that I, HELWIG SCHIER, of the city, county, and State of New York, have invented a new and Improved Wall-Pocket, Writing-Desk, and Toilet-Glass; which invention is fully set forth in the following specification, reference being had to the accompanying drawing, in which—

Figure 1 represents the device when in its normal position. Fig. 2 is a transverse section. Fig. 3 is a transverse section when arranged for a writing-desk. Fig. 4 is a similar section when arranged for shaving or other toilet purposes.

Similar letters indicate corresponding parts.

This invention relates to a piece of furniture which combines a wall-pocket, a writing-desk, and a toilet-glass, the toilet-glass being secured to the face of the frame carrying the wall-pocket, and arranged in such a manner that it can be turned round to form a writing-desk, or that it can be swung to any desired position for shaving or other toilet purposes.

In the drawing, the letter A designates a frame, in the center of which is secured a wall-pocket, B. Beneath this wall-pocket is placed a drawer, C, and to a ledge, D, below said drawer is hinged a frame, E, in which is secured a toilet-glass, F. The upper portion of the main frame A forms a book-rack, G, and its lower part forms a shelf, H, which is furnished with a drawer, I. The sides of the main frame form panels J for the reception of looking-glasses or for any other purpose, and beneath these panels are brackets K, for the reception of articles of ornament, or any other article. The toilet-glass F swings on pivots *a a*, which have their bearings in the sides of the frame E, and it can be secured in position by passing a pin through the top cross-bar of said frame, said pin being made to catch in the top cross-bar of the frame of the toilet-glass, or any other suitable device may be used for this purpose. When the toilet-glass

is turned up to the position shown in Figs. 1 and 2, it, together with the frame E, can be fastened to the front of the wall-pocket by a suitable catch or latch. When this latch is raised or removed the frame E, together with the toilet-glass, turns down to the position shown in Fig. 3, where the same are supported by the shelf H, and the back of the toilet-glass forms a convenient writing-desk, said back being covered for this purpose with cloth or other suitable material. By releasing the top of the toilet-glass from the top of the frame E, said toilet-glass can be turned to any desired position—such, for instance, as shown in Fig. 4, and it can be used conveniently for shaving or for other toilet purpose.

The drawer C beneath the wall-pocket is intended particularly for the reception of pen, ink, and paper, and if the toilet-glass is turned up to the position shown in Fig. 1 said drawer is concealed, but if the toilet-glass is turned down to be used as a writing-desk, convenient access can be had to the contents of this drawer.

The furniture above described may be provided with feet, so that it can stand on the floor, or it may be made without feet and fastened to the wall.

What I claim as new, and desire to secure by Letters Patent, is—

The combination, with the main frame A, of a wall-pocket, B, hinged frame E, toilet-glass F, and shelf H, whereby said toilet-glass can be turned up to the face of the wall-pocket, or turned down to form a writing-desk, substantially as described.

In testimony that I claim the foregoing I have hereunto set my hand and seal this 8th day of February, 1876.

H. SCHIER. [L. S.]

Witnesses:

FRED. B. CHURCHILL,  
E. F. KASTENHUBER.