

W. E. LAWRENCE.  
CURRY-COMB.

No. 177,255.

Patented May 9, 1876.

Fig. 1.

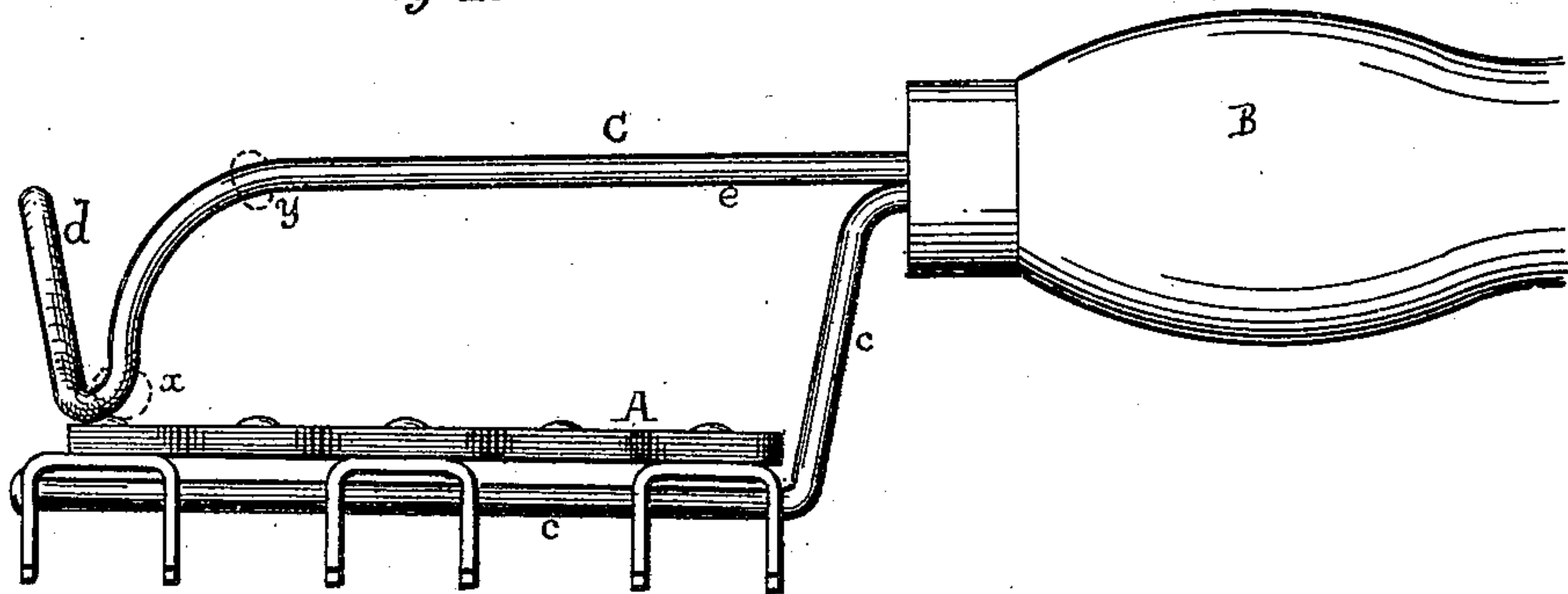
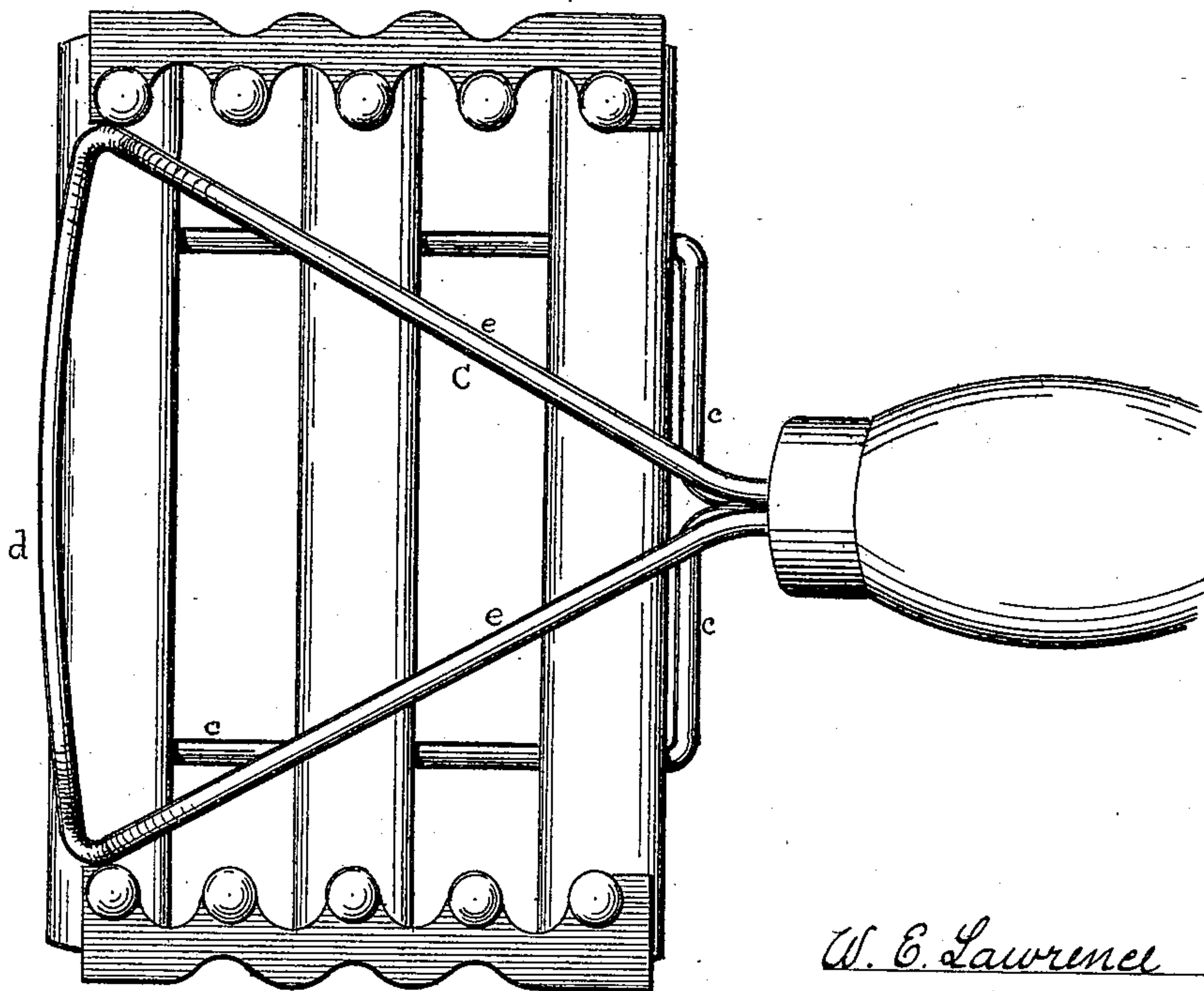


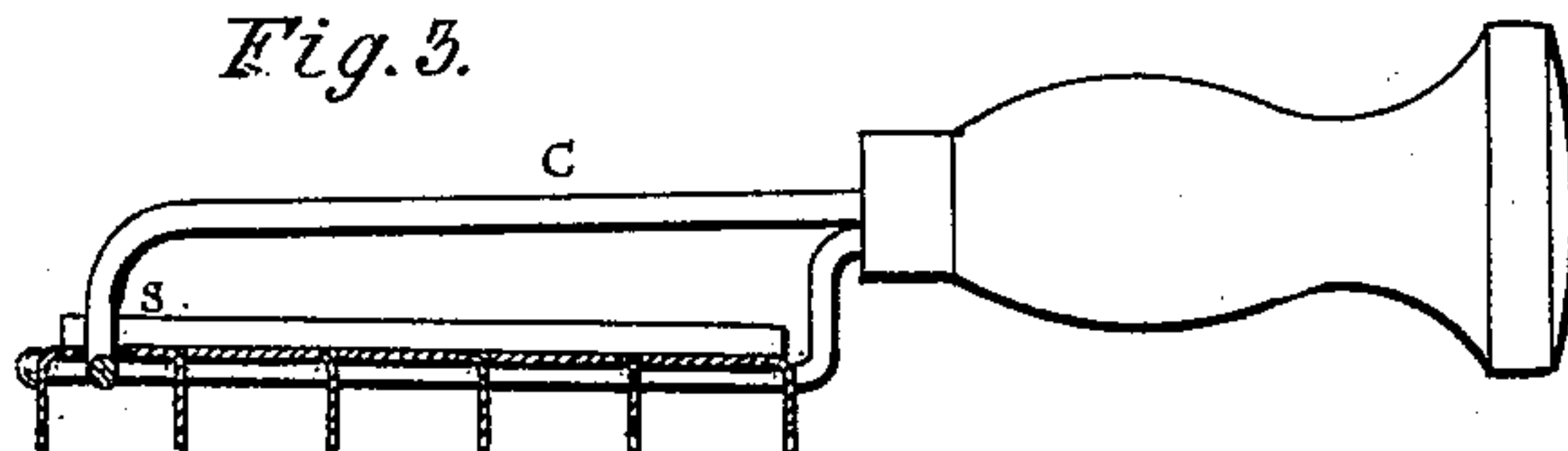
Fig. 2.



W. E. Lawrence  
By his atty  
Charles E. Foster

Attest:  
Chas. F. Presbury  
Courtney A. Cooper.

Fig. 3.



# UNITED STATES PATENT OFFICE.

WILLIAM E. LAWRENCE, OF NEW YORK, N. Y.

## IMPROVEMENT IN CURRY-COMBS.

Specification forming part of Letters Patent No. 177,255, dated May 9, 1876; application filed March 31, 1876.

*To all whom it may concern:*

Be it known that I, WILLIAM E. LAWRENCE, of the city, county, and State of New York, have invented Improvements in Curry-Combs, of which the following is the specification:

The object of my invention is an improvement in curry-combs, whereby a secure hold and an easy rest for the hand, above the back of the comb, is afforded.

In the accompanying drawing, Figure 1 is a side elevation of a curry-comb with my improvements; Fig. 2, a plan view; and Fig. 3, a side elevation, showing a modification.

The body A of the comb is constructed of any desired form in any suitable manner, and the handle B is attached in an elevated position at one side of the body by means of rods *c c* extending downward from the tang and through the comb-bars, as shown, or otherwise. From the handle, over the back of the comb, extends an elevated hand-rest, C, consisting, in the present instance, of a loop of wire expanding gradually from its junction with the tang, parallel or thereabout with the back of the comb, as far as the front edge, there bent downward until it rests upon the comb back, and then extending across and above the comb parallel, or nearly so, to the front edge in the form of a bow or arch, *d*.

Three points are involved in this construction of the hand-rest; first, the diverging sides or bars *e e*, being separated and parallel, or thereabout, with the back of the comb, afford a rest for the entire body of the hand, parallel to the back, and so far above the latter that the fingers cannot extend below the toothed edges of the bars, so as to come into direct contact with the animal; second, as the rest has no fixed connection at the front with the comb-body, it will yield under the pressure of the hand during the combing operation, and renders the latter less wearisome than when the hand is supported against a rigid unyield-

ing attachment; third, the bow *d* permits the comb to be grasped with facility over the front edge, so as to secure a firm hold at that point.

Where it is desired to dispense with the bow the ends of the rods *e e* may terminate above the comb at *y* or at *x*, Fig. 1, resting upon, but not connected to, the back; and where a more yielding support is required the rods may pass through openings *s* in the back of the comb, or in the comb-bar, either terminating in enlarged heads beneath the bar, or continued along the under side of the latter, forming the transverse portion of the loop, as shown in Fig. 3.

I do not here claim this latter arrangement, however, as it will form the subject of a separate application for Letters Patent.

I claim—

1. A curry-comb, provided with the usual side handle, and with a hand rest or support, consisting of bars diverging from the handle toward the corners, and extending over and parallel, or nearly so, to the back of the comb, substantially as and for the purpose specified.

2. The hand-support, connected to the side handle, extending over the back of the comb and downward toward the same without being attached thereto, substantially as described.

3. The combination of the comb-body, side handle, and continuous wire formed into a loop, the sides of which diverge and constitute a support or grasp for the hand, and the transverse portion of which is arched, substantially as specified.

In testimony whereof I have signed my name to this specification in the presence of two subscribing witnesses.

WM. E. LAWRENCE.

Witnesses:

C. E. L. HOLMES,  
F. D. BAKER.