

J. M. JUNKIN & J. GUNN.

BUCKLE.

No. 177,131.

Patented May 9, 1876.

Fig. 1.

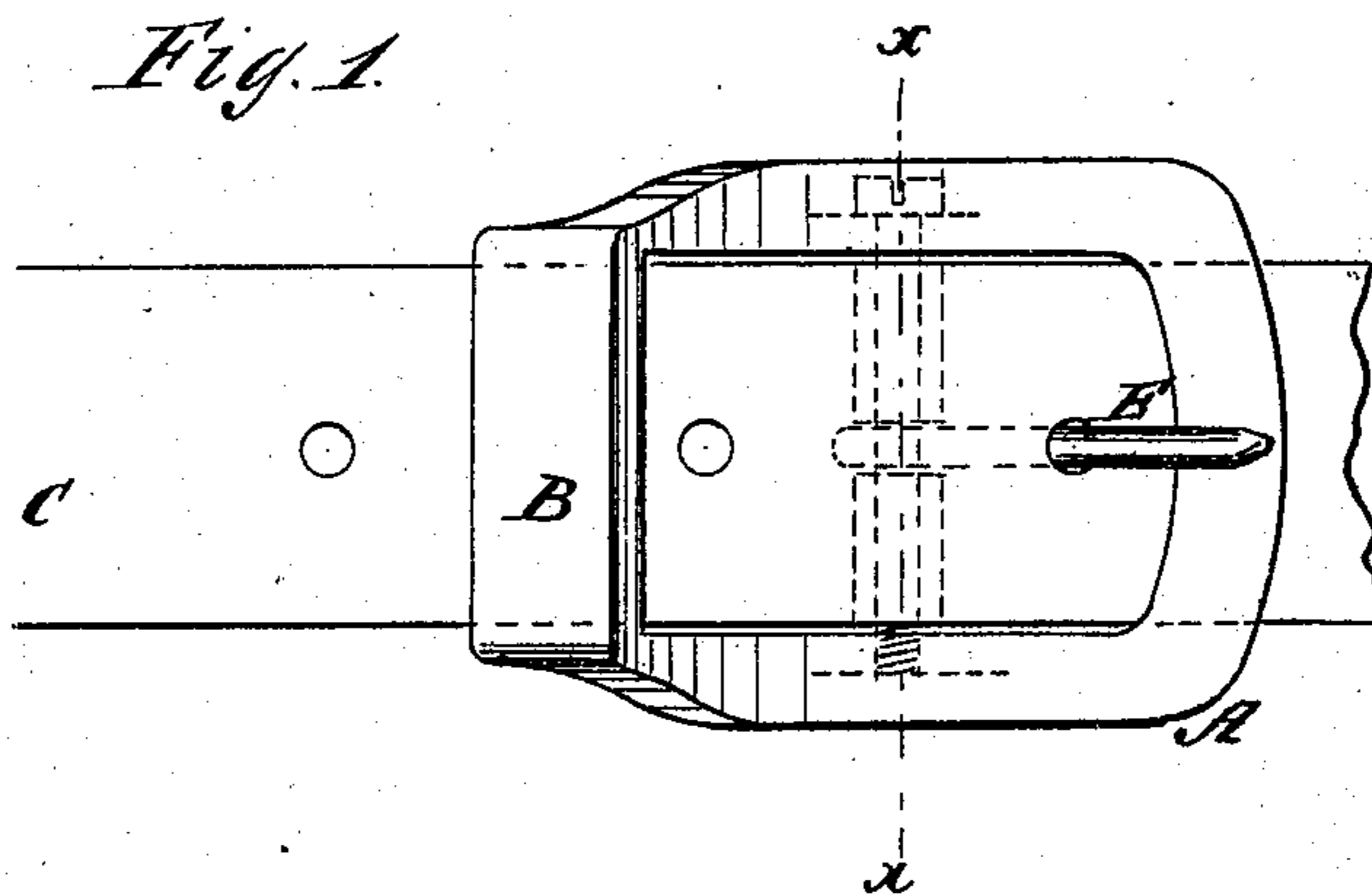


Fig. 2.


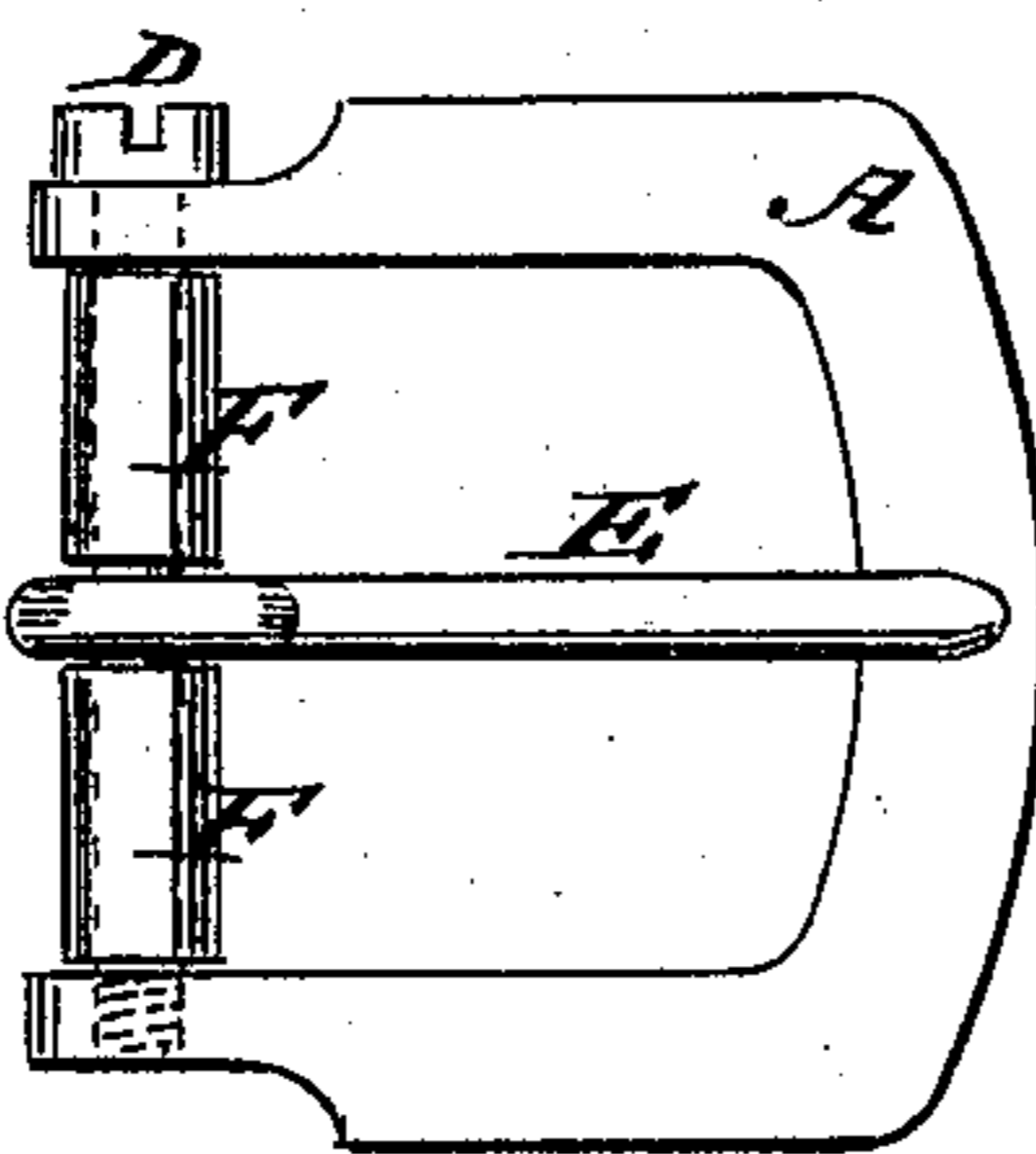


Fig. 3.



WITNESSES:

E. Wolff
John Goethals

INVENTOR:

J. M. Junkin and
J. Gunn

BY

Munn & Co.
ATTORNEYS.

UNITED STATES PATENT OFFICE.

JOSEPH M. JUNKIN AND JOHN GUNN, OF RED OAK, IOWA.

IMPROVEMENT IN BUCKLES.

Specification forming part of Letters Patent No. **177,131**, dated May 9, 1876; application filed February 14, 1876.

To all whom it may concern:

Be it known that we, JOSEPH M. JUNKIN and JOHN GUNN, of Red Oak, in the county of Montgomery and State of Iowa, have invented a new and Improved Buckle, of which the following is a specification:

The invention consists in arranging a buckle-tongue on a detachable shaft, and between loose spacing-tubes, as hereinafter described.

The contrivance is desirable for repairing a buckle or replacing a broken one, the buckle being in this case easily taken off from the strap, whereas with the common buckle the strap has to be ripped to remove the buckle.

Figure 1 is a plan view of a strap with a buckle contrived according to our invention. Fig. 2 is a section of Fig. 1 on line *xx*, and Fig. 3 is a plan of a buckle contrived according to the invention.

Similar letters of reference indicate corresponding parts.

A is the buckle-frame; B, the frame of a keeper for the tongue C of a strap, after passing through the buckle. D represents the rod

or shaft of the buckle for the support of the buckle-tongue E. F represents the ferrules on the rod to protect the rod and the strap from wear.

We now propose to make the rod D detachable, so that we can take off the buckle at any time for repairs, or for putting on a new one, without having to rip open the strap sewed around it. In this case the strap is sewed to the ferrules, and the rod is put through, so that it will come out readily when the buckle is to be taken off.

Having thus described our invention, we claim as new and desire to secure by Letters Patent—

The buckle-tongue E, arranged on a detachable shaft, D, between loose spacing-tubes F F, substantially as and for the purpose specified.

JOSEPH M. JUNKIN.
JOHN GUNN.

Witnesses:

D. B. GUNN,
WILL. F. JUNKIN.