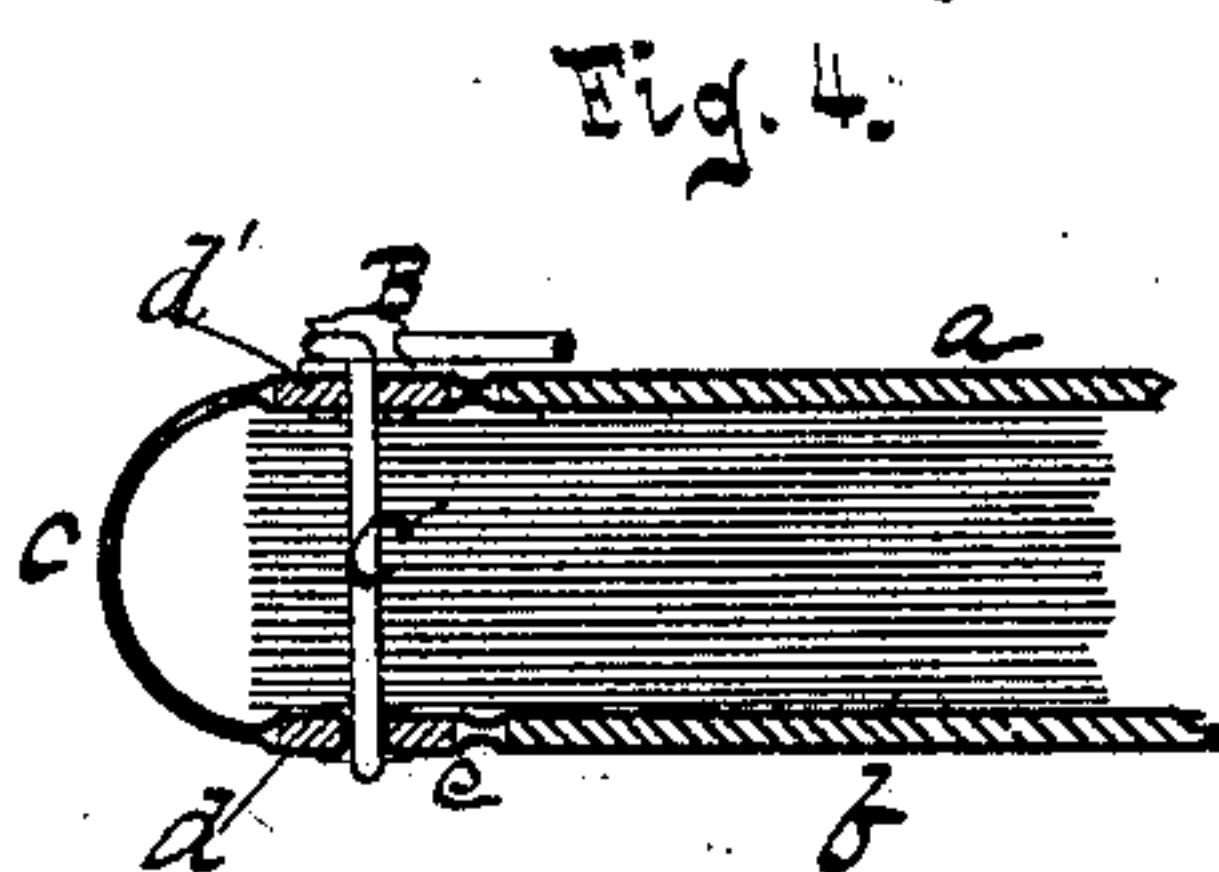
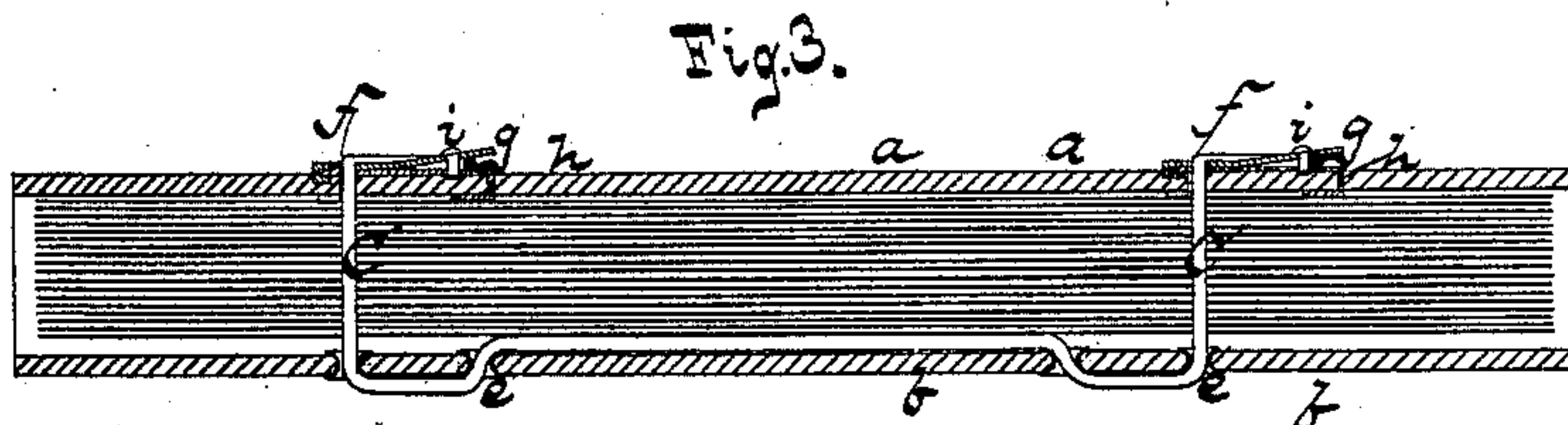
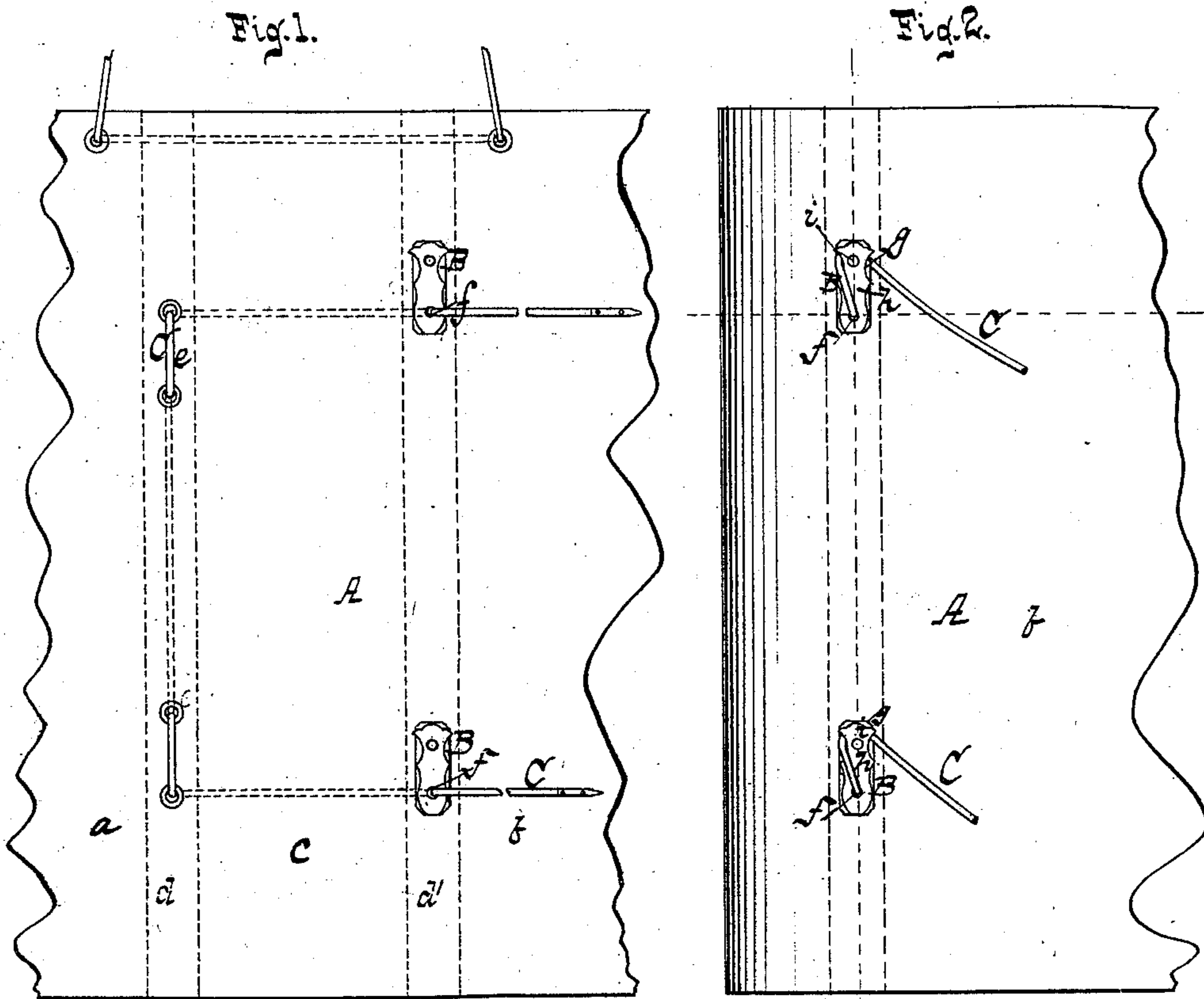


W. B. ROSE, Jr.  
TEMPORARY-BINDER.

No. 176,690.

Patented April 25, 1876.



Witnesses

Otto Schufeland.

Robt. E. Miller

Inventor.

Wm B. Rose Jr.

per  
Vandantwood & Hauff  
his Attorneys

# UNITED STATES PATENT OFFICE.

WILLIAM B. ROSE, JR., OF NEW YORK, ASSIGNOR TO JOSEPH MACKEY, OF  
BROOKLYN, N. Y.

## IMPROVEMENT IN TEMPORARY BINDERS.

Specification forming part of Letters Patent No. **176,690**, dated April 25, 1876; application filed  
January 28, 1876.

*To all whom it may concern:*

Be it known that I, WILLIAM B. ROSE, JR., of the city, county, and State of New York, have invented a new and useful Improvement in Portfolios or Binders, which improvement is fully set forth in the following specification, reference being had to the accompanying drawing, in which—

Figure 1 represents an inverted plan of my portfolio or binder when the same is open. Fig. 2 is a plan view of the same when it is closed. Fig. 3 is a longitudinal vertical section in the plane *x x*, Fig. 2. Fig. 4 is a transverse vertical section in the plane *y y*, Fig. 2.

Similar letters indicate corresponding parts.

This invention consists in the combination, with a portfolio or binder, of a single cord or string and of two clamping devices, the portfolio or binder being constructed of two rigid leaves, which are connected by a flexible back, said back being provided with two or more holes and two clamping devices near its junction with one of the leaves, and with two holes and two clamping devices near its junction with the other leaf, so that when the cord has been passed through holes near the first leaf and through the sheets to be fastened in the portfolio or binder, the ends of said cord, after having been passed out through the holes near the second leaf, can be readily drawn up tight and fastened by the clamping devices; and any desired number of sheets of paper or other material can be fastened in the portfolio or binder with great dispatch and convenience.

In the drawing, the letter A designates a portfolio or binder, which is composed of two rigid leaves, *a b*, and a flexible back, *c*. The edges of this back, near their junction with the rigid leaves *a b*, are strengthened by strips *d d'*, of pasteboard, or other suitable material, and in the strip *d* are two or more holes, *e*, four such holes being shown in the example represented by the drawing, while the strip *d'* is perforated with two holes, *f*, which also extend through clamping devices B B that are secured to said strip *d'*. The clamping devices represented in the example shown by the drawing consist of a metallic supporting-plate, *g*, and spring-jaws *h*, which are secured to the supporting plates *g* by means of rivets *i*, so that a cord on being forced beneath said spring-

jaws is retained with great tenacity. I do not wish to confine myself, however, to the particular clamping devices shown in the drawing, but I reserve the right to substitute any other clamping device suitable for my purpose.

With this portfolio or binder I use a single cord, C, which is passed through the holes *e* in the strengthening-strip *d*, then through the sheets of paper to be fastened in the portfolio or binder, and finally through the holes *f* in the strip *d'*. After this has been accomplished the free ends of the cord are drawn up tight, and they are finally secured in the clamping devices B B.

By this arrangement the sheets placed in the portfolio or binder are firmly retained in the required order and position, and if one or more sheets are to be added the ends of the cord are to be withdrawn from the clamping devices, and then they are drawn out of the holes *f*, and, after having been passed through holes provided for their passage in the new sheets, they are again passed through the holes *f* and refastened in the clamping devices B.

This operation is easily accomplished, and a portfolio or binder is obtained which is very convenient in its operation, cheap in its manufacture, and of superior durability.

I am aware that a string or cord provided with double cutting-edges and an eye has heretofore been employed in connection with a clamping-buckle as a folio-binder, and this I do not claim; but

What I do claim is—

In combination with the folio-binder, provided with apertures for the cord, the fastening-plate secured at one end to one of the backs of the folio, and provided with an aperture immediately over the aperture for the binding-cord, through which said cord can be passed, the rear end of the plate being shaped so that the cord can be wrapped and secured under the same, substantially as described.

In testimony that I claim the foregoing I have hereunto set my hand and seal this 25th day of January, 1876.

WM. B. ROSE, JR. [L. S.]

Witnesses:

W. HAUFF,

E. F. KASTENHUBER.