

O. KAEHLER.
MUFF.

No. 176,644.

Patented April 25, 1876.

Fig. 1.

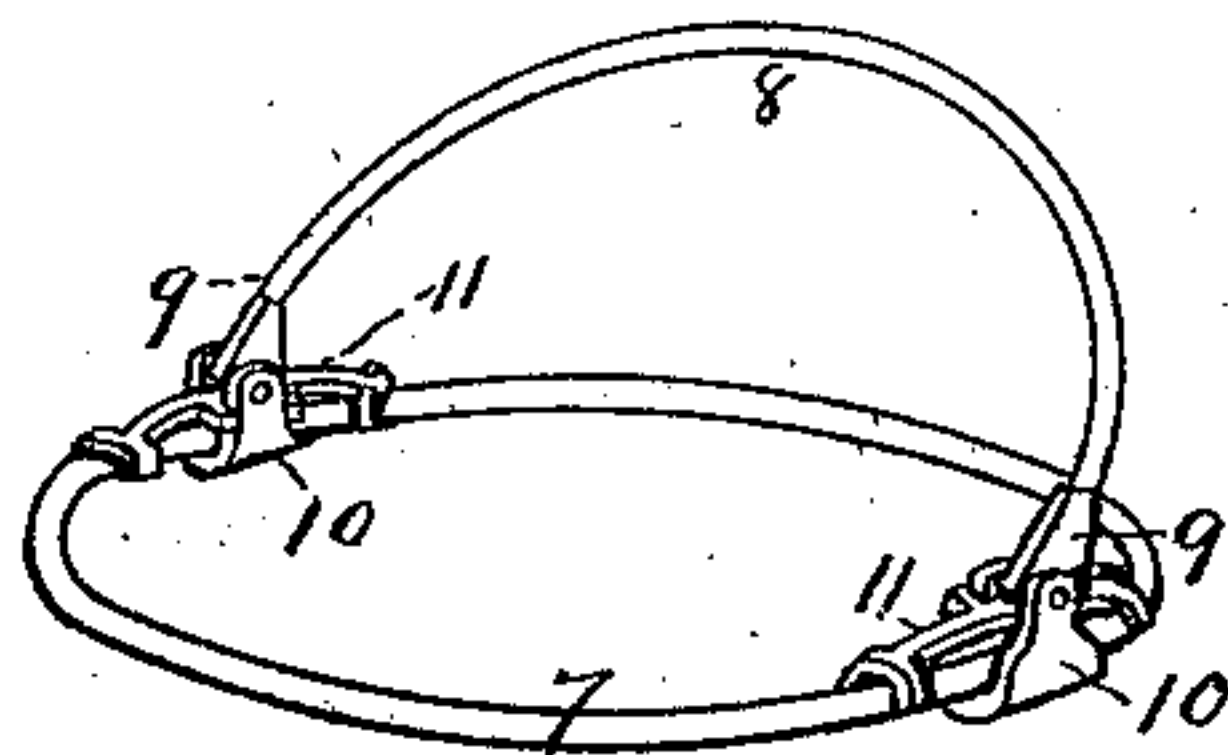
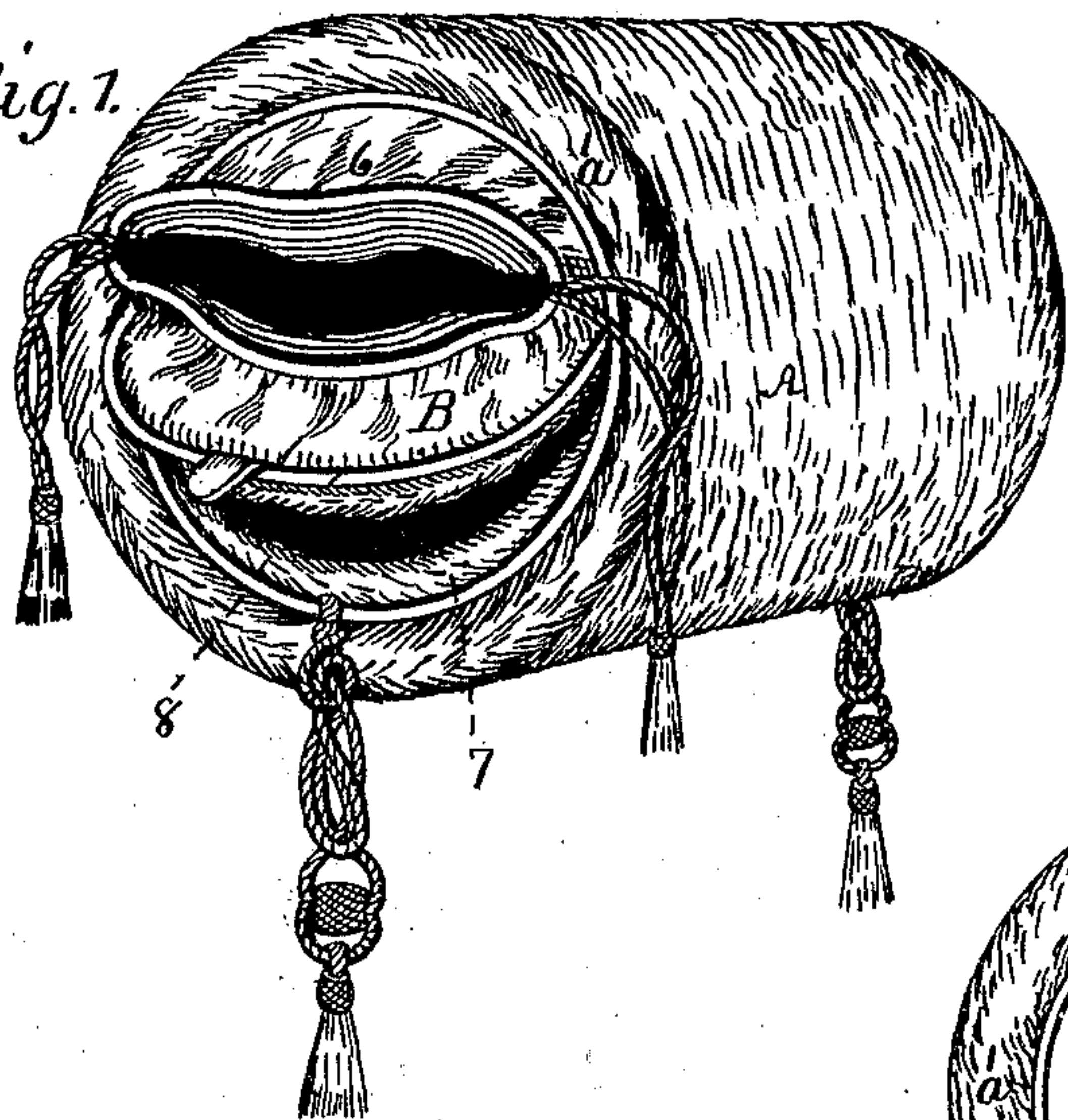


Fig. 5.

Fig. 2.




Fig. 4.



Fig. 3.

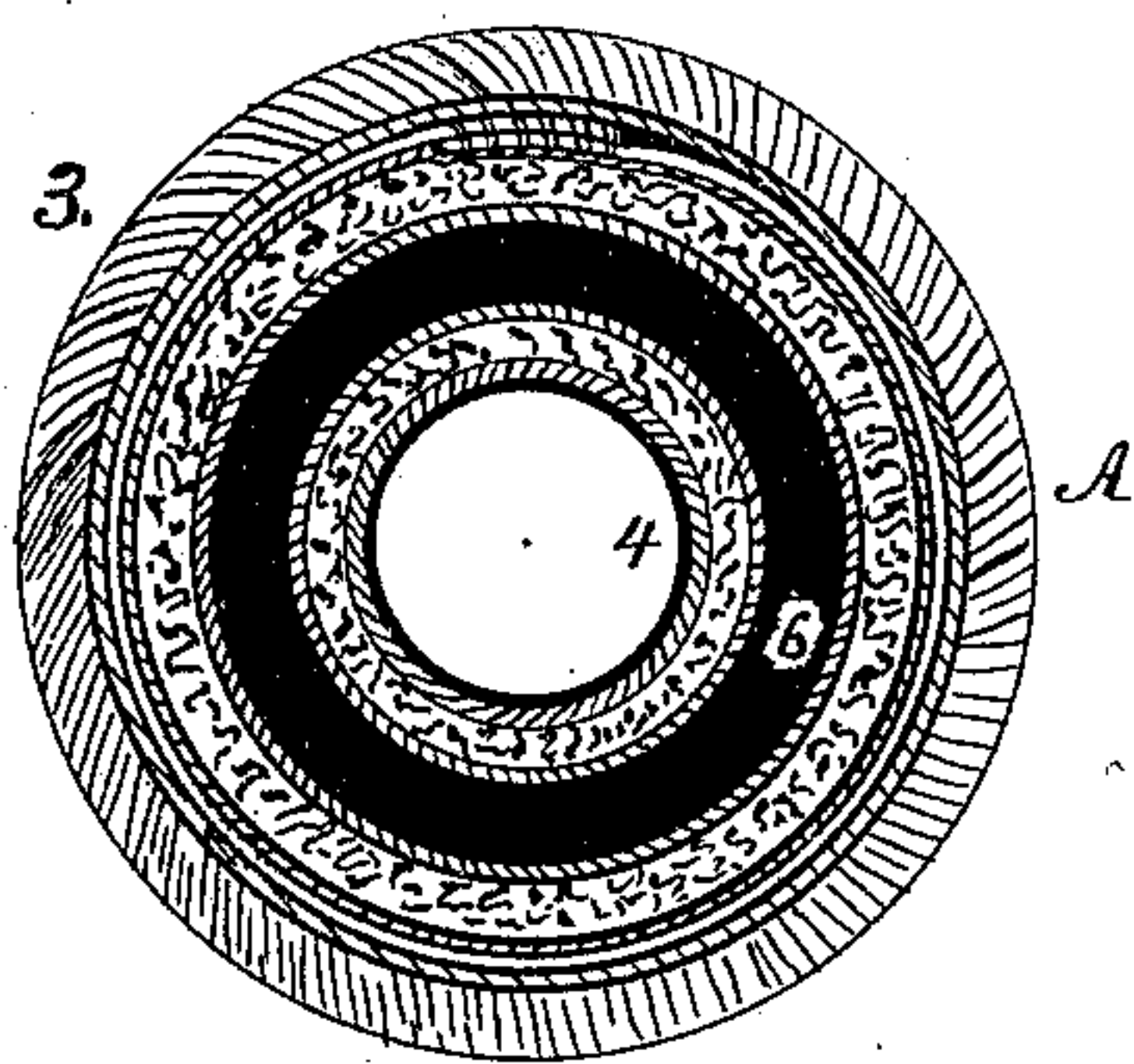
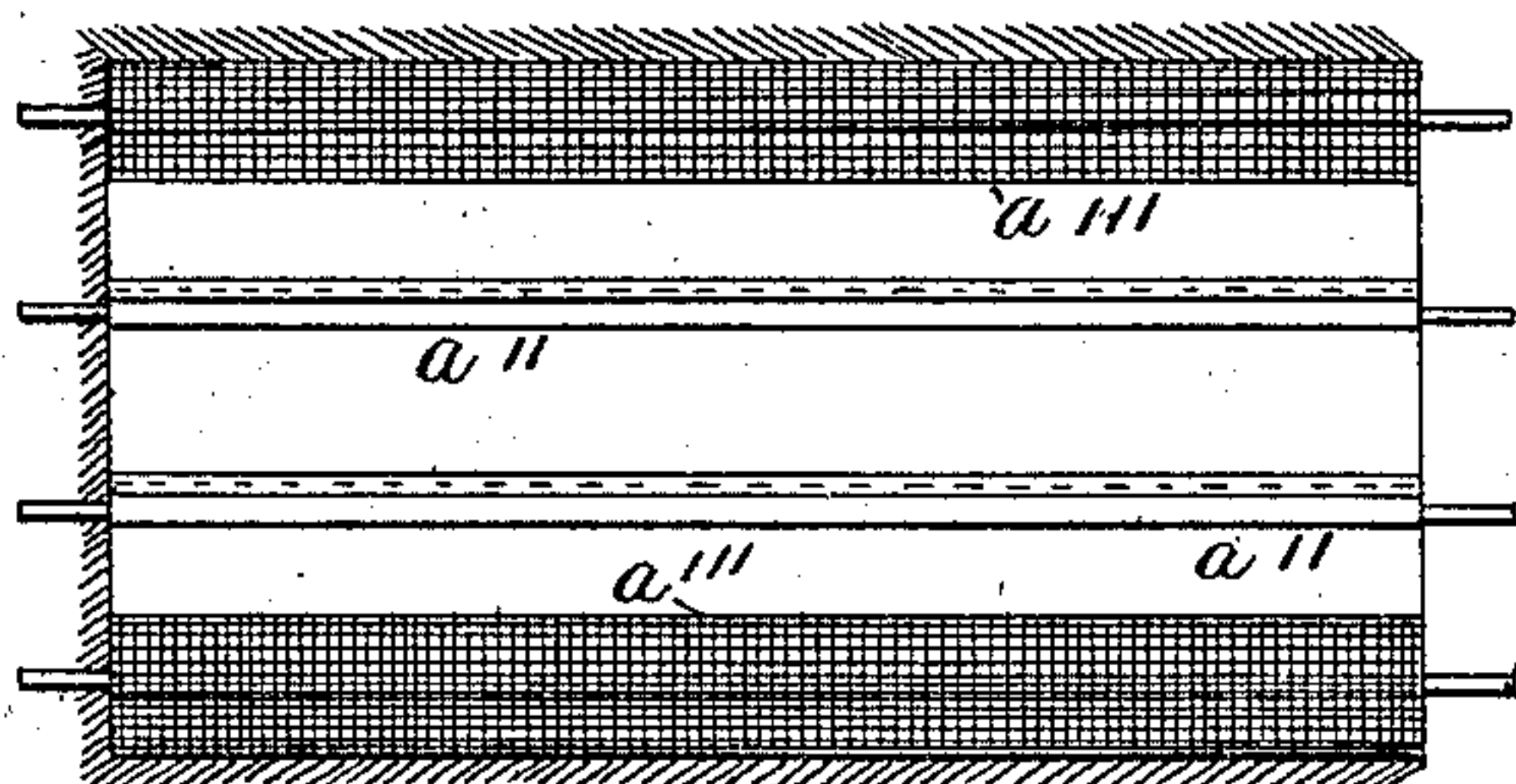


Fig. 6.



Witnesses:

Benjamin Morrison
W. H. Morrison.

Inventor:

Otto Kaehler

UNITED STATES PATENT OFFICE.

OTTO KAEHLER, OF PHILADELPHIA, PENNSYLVANIA, ASSIGNOR OF ONE-HALF HIS RIGHT TO JUDAH ISAACS, OF SAME PLACE.

IMPROVEMENT IN MUFFS.

Specification forming part of Letters Patent No. 176,644, dated April 25, 1876; application filed March 6, 1876.

To all whom it may concern:

Be it known that I, OTTO KAEHLER, of the city of Philadelphia, in the State of Pennsylvania, have invented a new and useful Improvement in Ladies' Muffs, which improvement is fully set forth in the following specification, reference being had to the accompanying drawings, in which—

Figure 1 is a perspective view of my improved muff, presenting an adjustable opening in one of its ends; Fig. 2, a front view of the same end, closed; Fig. 3, a transverse section of Fig. 1; Fig. 4, the same muff as when transformed into a satchel, to be carried or suspended from the lady's arm; Fig. 5, a perspective view of the hinged wire frame of the adjustable opening in the one end of the said muff; and Fig. 6, a plan view of a section of the elastic fabric used in the construction of the interior of the muff.

The object of my invention is to produce a lady's muff provided with an interior annular pocket and a satchel, and provided with an adjustable opening in one end, through which the lady's hand can be freely introduced to either deposit or withdraw articles, or to pull out the mouth of the satchel and its closing-cords when it is desired to carry the muff upon her arm; and so, also, that the same can be easily returned into the pocket and the adjustable opening, in the end of the muff, closed so as to be unnoticeable, or to correspond in appearance with opposite end of the muff, and thus cause the latter to appear like the usual pocketless muffs in general use, and furred and wadded in the usual manner.

The outside portion of the body of the muff consists of furred skin on its cylindrical surface A and end edges *a' a'*, or of any suitable ornamental fabric, and its inner side of any strong lining-fabric, secured together at their ends, and wadded between. To the inner surface of the furred skin, or other outside material, slender whalebone strips *a''*, or horsehair-cloth *a'''*, or both, are sewed fast to the skin (see Fig. 6) around the inner side, for the purpose of elastically supporting the cylindrical form of the muff after any outside pressure is removed. Coil-wire may be used for the

same purpose. The central or hand hole 4 of the muff is formed of an outside fabric of strong flexible material, and an inside fabric of silk, united together at their respective ends by a ring of furred skin, 5, (see Fig. 2,) and wadded between. These two hollow cylindrical parts are secured together at their ends so as to leave an annular space or pocket, 6, between them, having one end of said pocket closed permanently. The opposite end of the said annular space or pocket 6 is provided with a ring of stiff wire, 7, which is permanently sewed fast around to the inner edge of the open end of the outside cylinder A. (See Fig. 1.) This ring 7 has a corresponding semicircular bow of like stiff wire, 8, provided with flattened square ends 9, which are each pivoted to respective ears 10 10, which are brazed or otherwise firmly secured to two respective opposite sides of the ring, with a bow-spring, 10, between, so that the said semicircular bow 8 may be easily turned or sprung down into contact with the ring 7 at either side, or raised into a position at right angles to said ring, and be held sufficiently fixed or secure in said positions by the bow-springs 11, as occasion may require. One-half of the circular end of the hand-hole cylinder 5 is secured by an intervening piece of silk or other suitable fabric to the semicircle of wire 8, and the opposite half in the same manner secured to the opposite half of the wire ring 7. To the opposite side of the semicircular wire 8 one-half of the flexible fabric which forms the mouth of the satchel B is secured, while the other half of fabric of B is secured to that side of the wire ring 7, so that the flexible mouth of B, which has draw or closing cords *b' b'* attached, can be pulled out and the muff suspended by said cords, and carried as a satchel, at any time; or the part B opened fully and pushed into the annular pocket 6, and the semicircular hinged portion of that end of the muff closed down, thus causing that end of the muff to correspond in appearance with the opposite end.

The annular pocket 6 is capable of receiving many articles which would not be convenient to carry in hand, nor safe if placed in the

usual hand-holes 4. The muff, being of flexible and elastic materials, will always keep its proper form, and, at any time, will permit of its being beaten with the usual switch or rattan, to remove moth-eggs, without impairing its symmetry of form or capacity.

I claim as my invention—

1. The combination, in a lady's muff, substantially as described, of the adjustable opening at one end of the muff A, with the annular pocket 6, for the purpose of giving access to said pocket through said end.

2. The combination, with the outer edge of

the pocket 6 and adjustable semicircular bail or bow 8, of the adjustable satchel-cover B, substantially as and for the purpose set forth.

3. The wire ring 7 and the semicircular bow 8, jointed together by the parts 9 10 11, as described, and shown in Fig. 5, in combination with the adjustable opening in the end of the muff A, for the purposes set forth.

OTTO KAEHLER.

Witnesses:

BENJ. MORISON,
WM. H. MORISON.