

J. H. FLEISCH.  
NECKTIE.

No. 176,611.

Patented April 25, 1876.

Fig. 1.

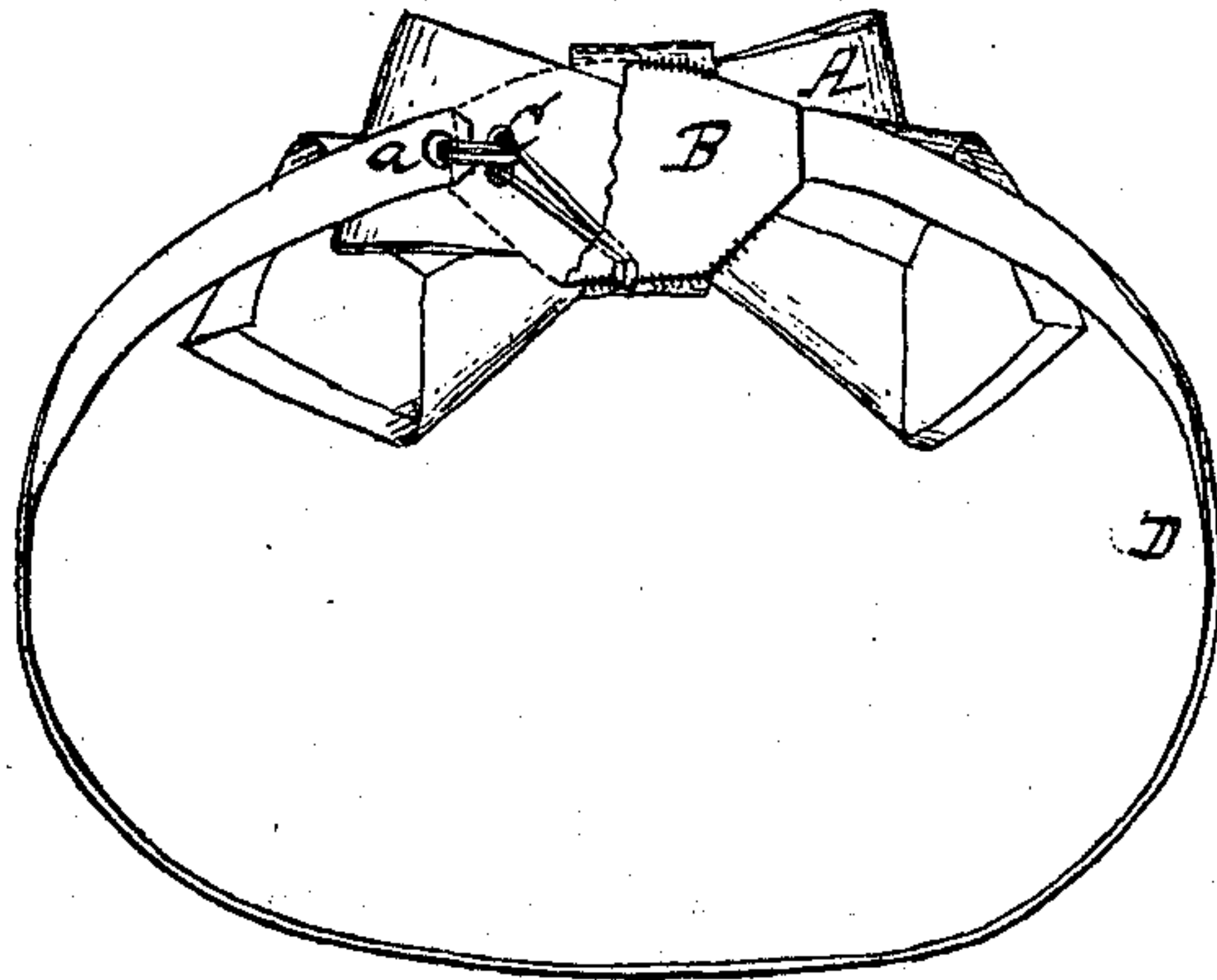


Fig. 2.

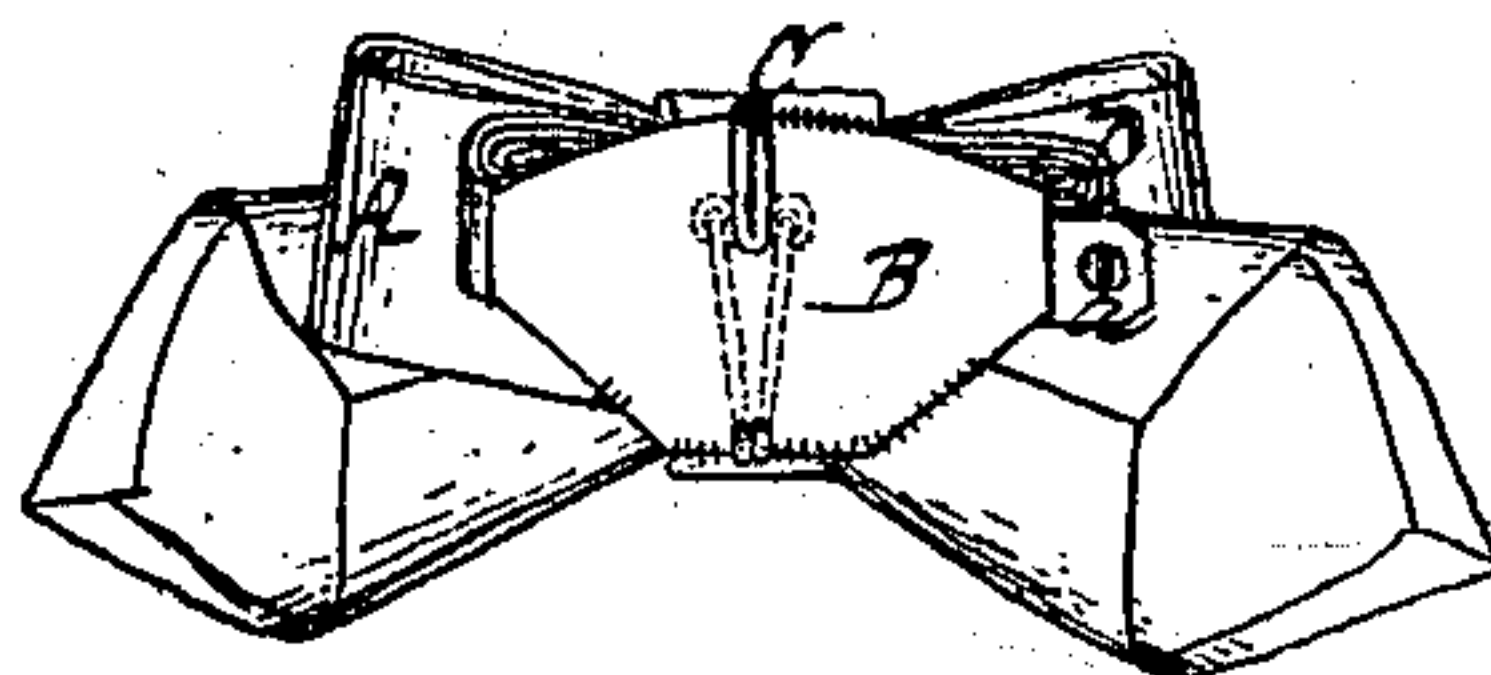
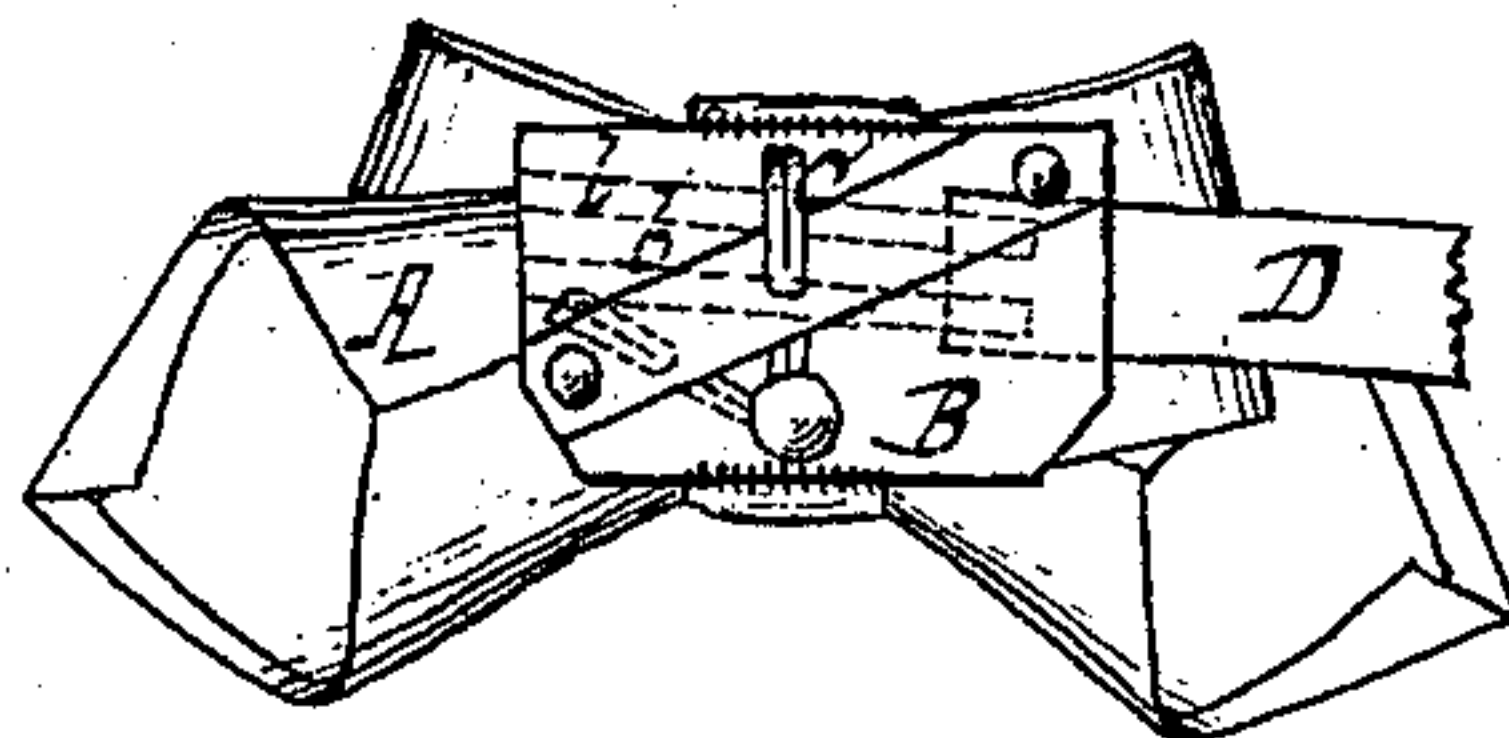


Fig. 3.



Witnesses.

Otto Hufeland.

Robt. E. Miller

Inventor

Jacob H. Fleisch

Van Santvoord & Hauff <sup>per</sup>  
Attorneys.

# UNITED STATES PATENT OFFICE.

JACOB H. FLEISCH, OF NEW YORK, N. Y.

## IMPROVEMENT IN NECK-TIES.

Specification forming part of Letters Patent No. 176,611, dated April 25, 1876; application filed April 6, 1876.

*To all whom it may concern:*

Be it known that I, JACOB H. FLEISCH, of the city, county, and State of New York, have invented a new and useful Improvement in Neck-Ties, which improvement is fully set forth in the following specification, reference being had to the accompanying drawing, in which—

Figure 1 represents a perspective view of my necktie partly in section, the neck-band being drawn out for use. Fig. 2 is an inside view of the same when the neck-band is folded up. Fig. 3 is a similar view of a modification of the same.

Similar letters indicate corresponding parts.

This invention consists in the combination of a neck-band with a bow, with the shield, and with its supporting hook, said hook being so arranged that it can be turned to a vertical or to a horizontal or inclined position, while the neck-band, when not used, can be folded up and secured between the shield and bow, whereby a nice tie is obtained, which can be conveniently worn either with a turn-down or with a stand-up collar.

In the drawing, the letter A designates a bow, which is secured to a shield, B. On this shield is secured a hook, C, which, when the article is to be worn with a turn-down collar, serves to catch over the neck-band of the shirt for the purpose of supporting the bow and the shield. Said hook may be connected to the shield by means of an elastic strap, as shown in Figs. 1 and 2, or it can be connected thereto by means of a rivet, as shown in Fig. 3, but in either case it is so arranged that it can be turned to a horizontal or inclined position, as shown in Figs. 2 and 3.

To the bow A is secured a neck-band, D, which is provided at its outer end with an eye, *a*, and which can be folded up and inserted between the bow and the neck-tie, as shown in Fig. 2, or which can be drawn out and carried round the neck, the eye *a* being made to engage with the hook C, as shown in Fig. 1.

The object of this last-named arrangement is to obtain a neck-tie which can be conven-

iently worn with a stand-up collar, and in this case the elastically-attached hook, when connected to the eye of the neck-band, exerts a certain strain whereby the neck-tie is retained in position.

If the hook C is attached to the shield by means of a rivet, as shown in Fig. 3, I connect the neck-band D to the shield B by elastic straps *b b*, so that the effect will be similar to that of the elastically-attached hook.

I would suggest that my present application be considered and so styled accordingly as an improvement on my invention as secured by Letters Patent of March 13, 1866, said improvement consisting in the elastically-arranged hook being made available in connection with a neck-tie band for both turn-down as well as standing collars, as above described. Said hook may be connected to the shield by means of an elastic strap, or by any other mode securing the elasticity of the attached hook, (which principle is also covered by former patent referred to above,) or it may be connected by a rivet. In either case the hook, when connected to the eye of the neck-tie band, will, by reason of its being free to move to any inclined position, bring the neck-tie into its proper position, while, by means of the elasticity of its fastenings or of the elastic straps *b b*, it will facilitate the fastening or unfastening of the neck-tie band to said hook, as well as secure a more comfortable wear of the neck-tie itself.

What I claim as new, and desire to secure by Letters Patent, is—

The combination, with a bow, A, shield B, and swinging hook C, of a neck-band, D, which can either be folded up or drawn out, the whole being constructed and arranged to operate substantially in the manner described and shown.

In testimony that I claim the foregoing, I have hereunto set my hand and seal this 3d day April, 1876.

JACOB H. FLEISCH. [L. S.]

Witnesses:

W. HAUFF,

E. F. KASTENHUBER.