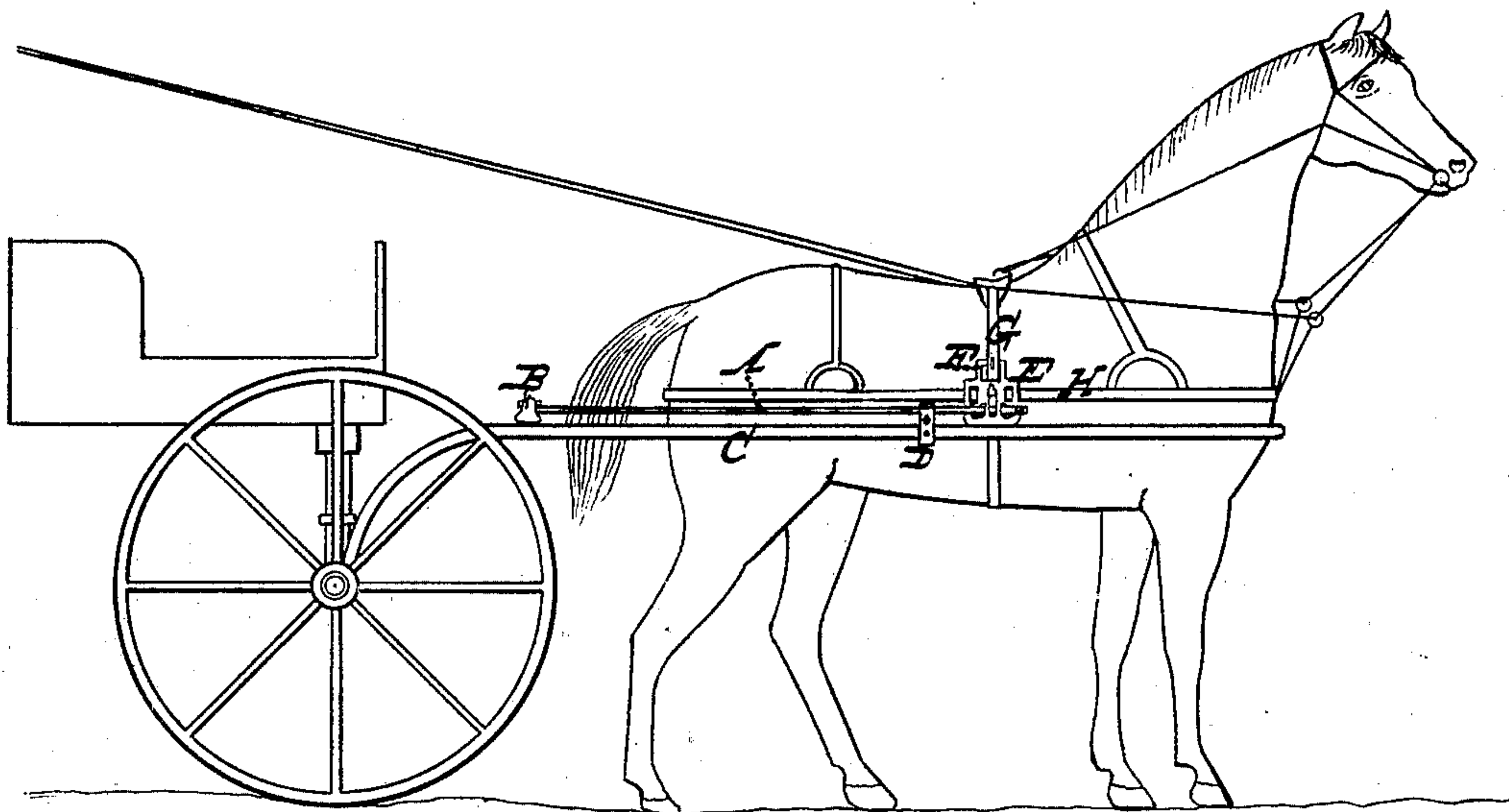


E. L. PRATT.  
HARNESS.

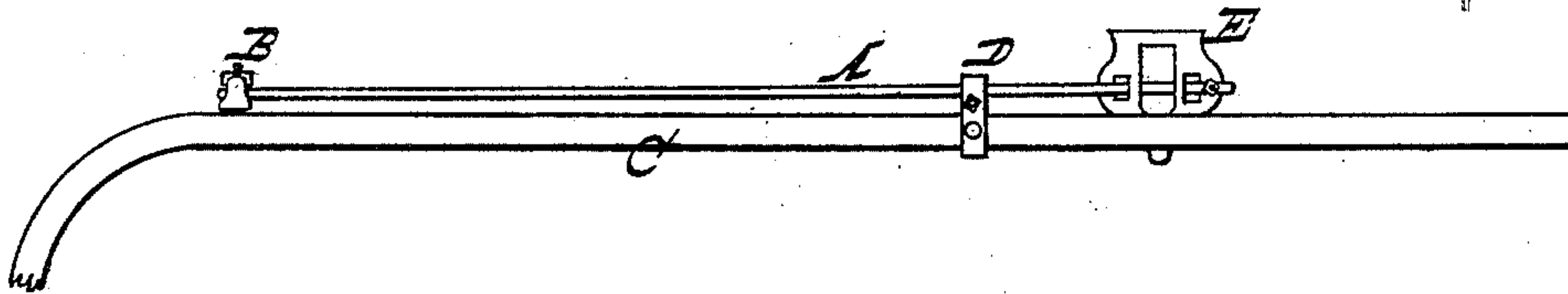
No. 176,047.

Patented April 11, 1876.


*Fig. 1.*



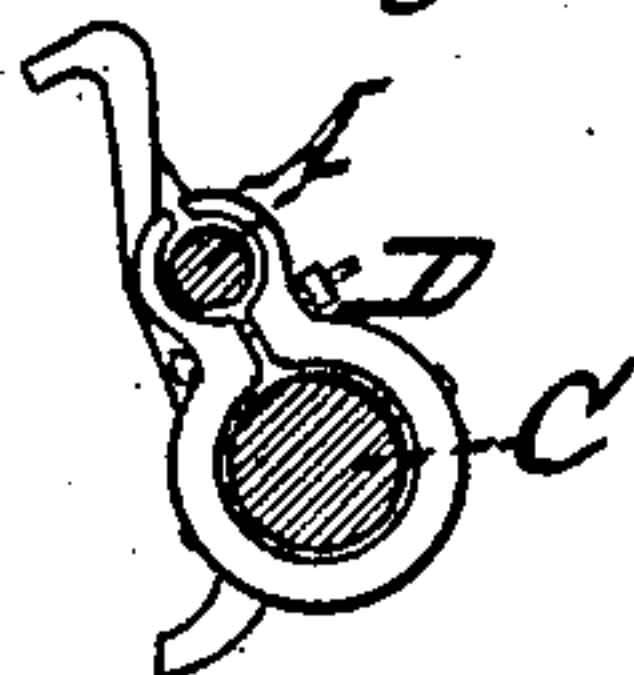
*Fig. 2.*



*Fig. 3.*



*Fig. 4.*



WITNESSES

*J. M. Hoister*  
*James Martin Jr.*

*Edgar L. Pratt*  
INVENTOR


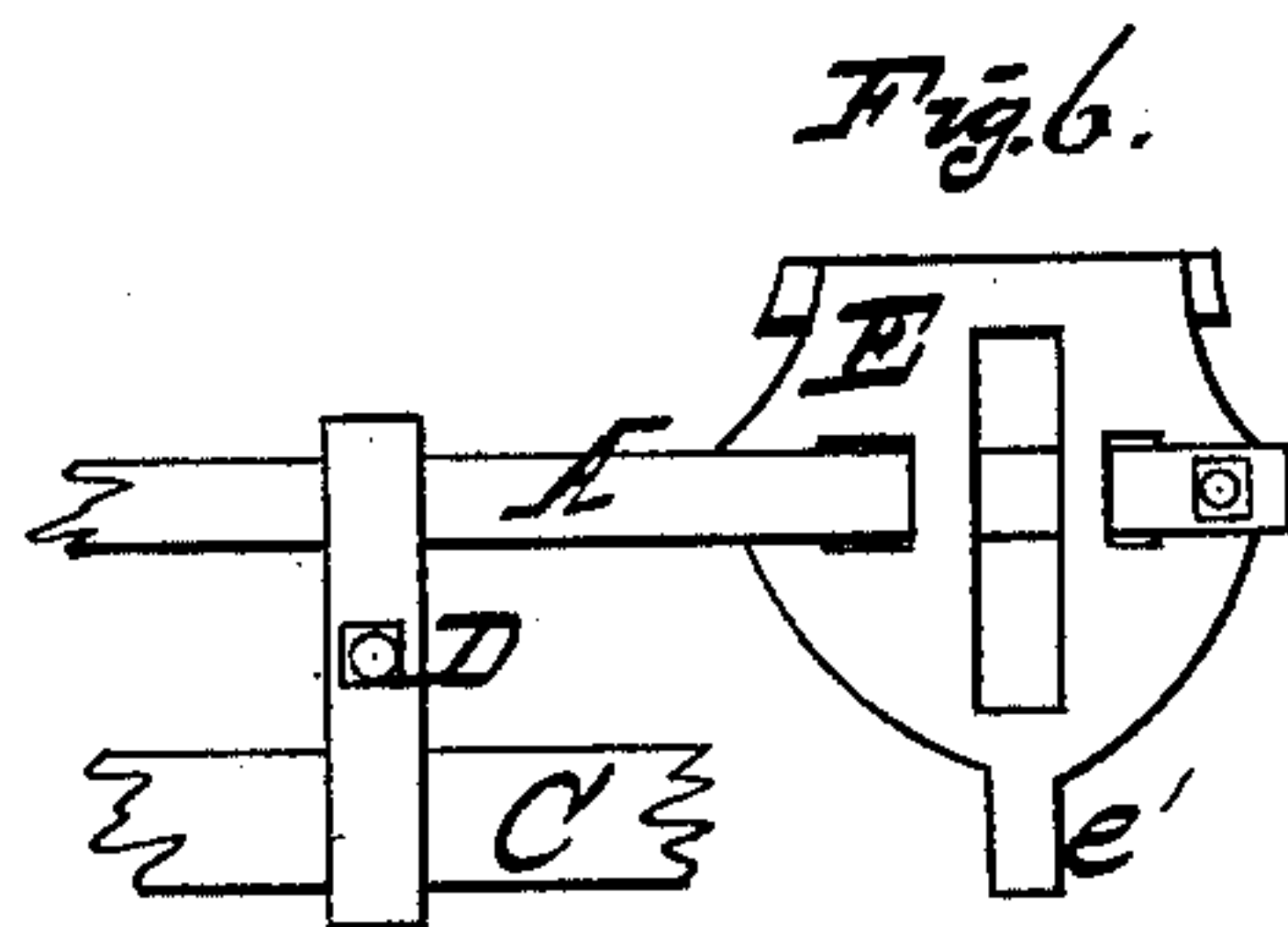
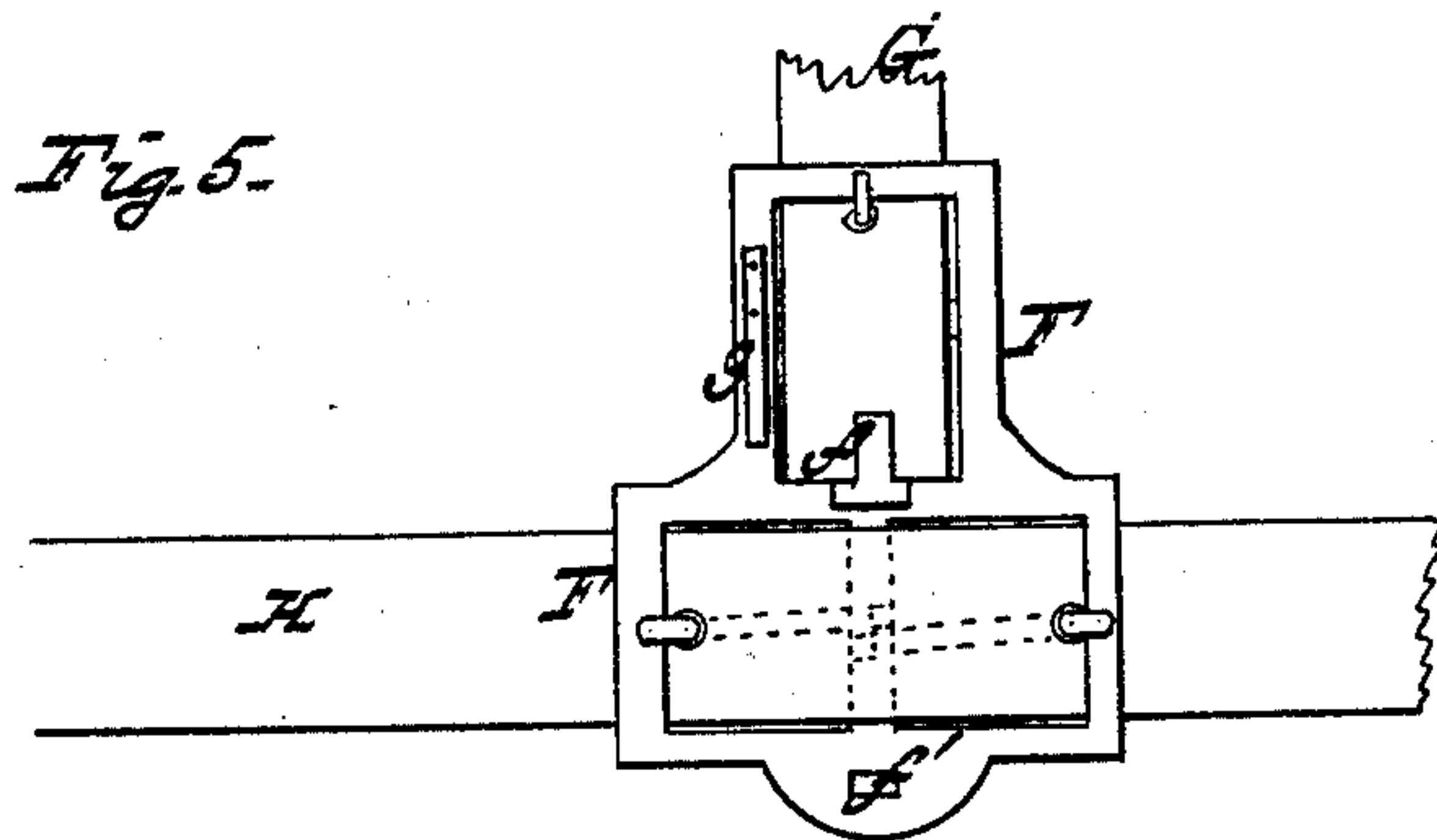
*Edson Bird*

ATTORNEYS

E. L. PRATT.  
HARNESS.

No. 176,047.

Patented April 11, 1876.



WITNESSES  
*J. W. Miller*  
*James Martin Jr.*

*Edgar L. Pratt*  
INVENTOR  
*Edson & Co.*  
ATTORNEYS

# UNITED STATES PATENT OFFICE.

EDGAR L. PRATT, OF TOUGH KENAMON, PENNSYLVANIA.

## IMPROVEMENT IN HARNESS.

Specification forming part of Letters Patent No. **176,047**, dated April 11, 1876; application filed February 18, 1876.

*To all whom it may concern:*

Be it known that I, EDGAR L. PRATT, of Tough Kenamon, in the county of Chester and State of Pennsylvania, have invented certain new and useful Improvements in Hitching-Up Rigs; and I do hereby declare that the following is a full, clear, and exact description thereof, which will enable others skilled in the art to which it appertains to make and use the same, reference being had to the accompanying drawings, and to the letters of reference marked thereon, which form a part of this specification, and in which—

Figure 1, Sheet 1, is a view of my improved hitching-up rig, showing its practical application; and Figs. 2, 3, and 4, same sheet, and 5, 6, and 7, Sheet 2, are detailed views thereof.

Corresponding parts in the several figures are denoted by like letters.

This invention relates to a certain improvement in hitching-up rigs; and it consists of frames upon rods extending from the whiffletree and clasped to the shafts, in combination with buckles detachable therefrom, substantially as hereinafter more fully set forth.

In the annexed drawing, A A refer to two rods, supplying the place of the ordinary traces, suitably secured to the whiffletree B, and clasped to the shafts C C, as shown at D D, but so as to have a limited movement, to accommodate them to the movement of the horse. To the forward ends of the rods A A are attached, in any desired way, frames E E.

The upper or right-angular portions of the frames E E are provided with eyes *e*, to receive projections or hooks *f f* upon the buckles F F, and their lower ends, with projections *e'*, entering eyes *f'* in the buckles, within which they are held by the springs *g g* of the latter. The back-strap G and breeching-band strap H are each attached or buckled to the compound buckles F F, and they, in turn, as above set forth, to the frames E E, by which the looping of the back-strap around the shafts is avoided; and to detach the horse from the shafts it is only necessary to free the buckles from the said frames; the rods A A, which act in the capacity of traces, being connected to the frames.

Having thus described my invention, what I claim, and desire to secure by Letters Patent, is—

The frames E E, having the eyes or projections *e e'*, and attached to rods A A, extending from the whiffletree and clasped to the shafts, in combination with the compound buckles F F, having the eyes or projections *f f'*, substantially as and for the purpose set forth.

In testimony that I claim the foregoing as my own I hereunto affix my signature in presence of two witnesses.

EDGAR L. PRATT.

Witnesses:

WILLIAM T. PRATT,  
ENOCH PASSMORE.