

B. J. GREELY.

CLASP OR SUPPORTER FOR STOCKINGS.

No. 174,806.

Patented March 14, 1876.

Fig. 1.

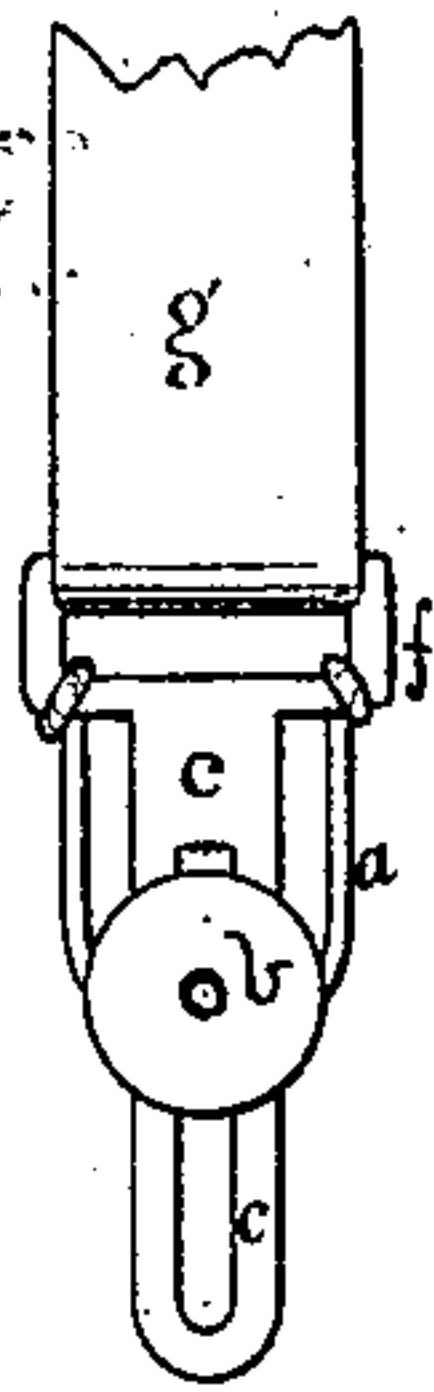


Fig. 2.

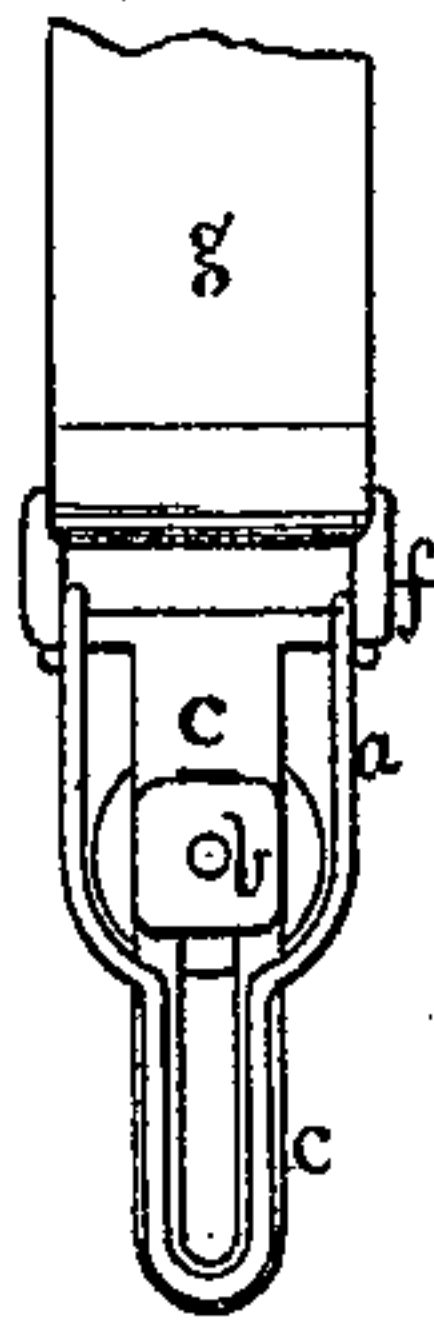


Fig. 3.

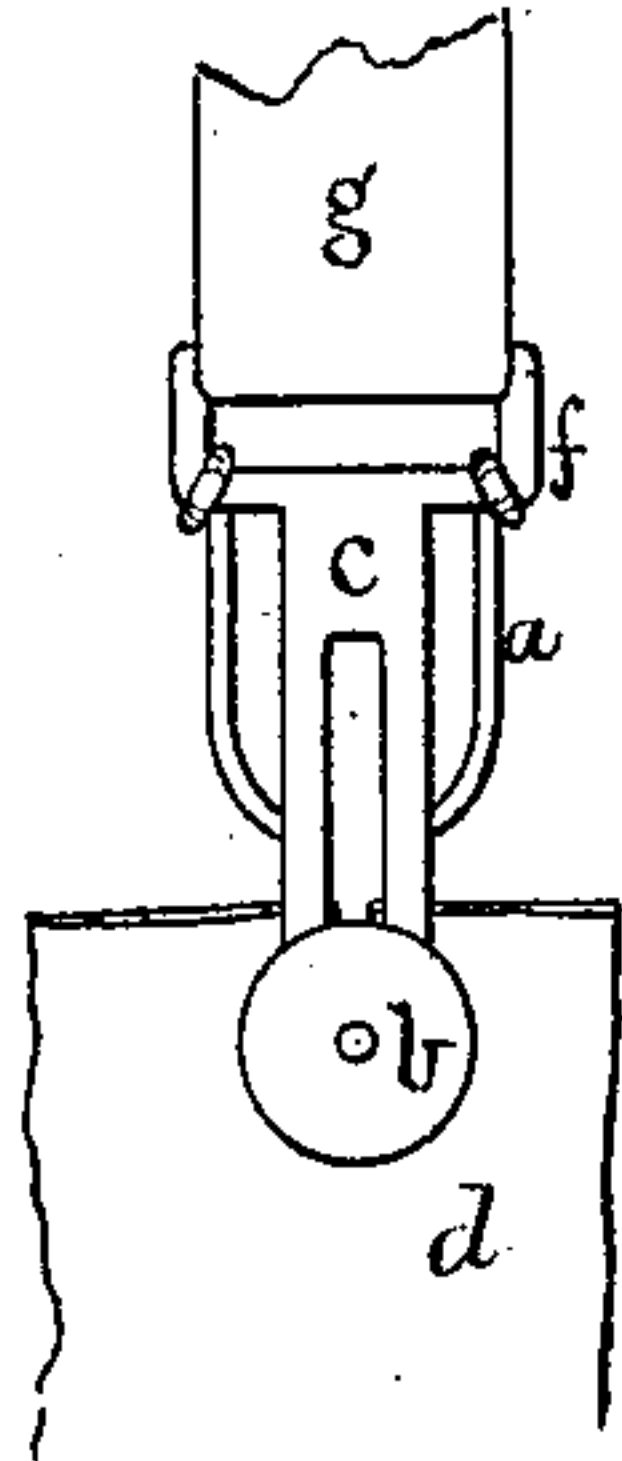
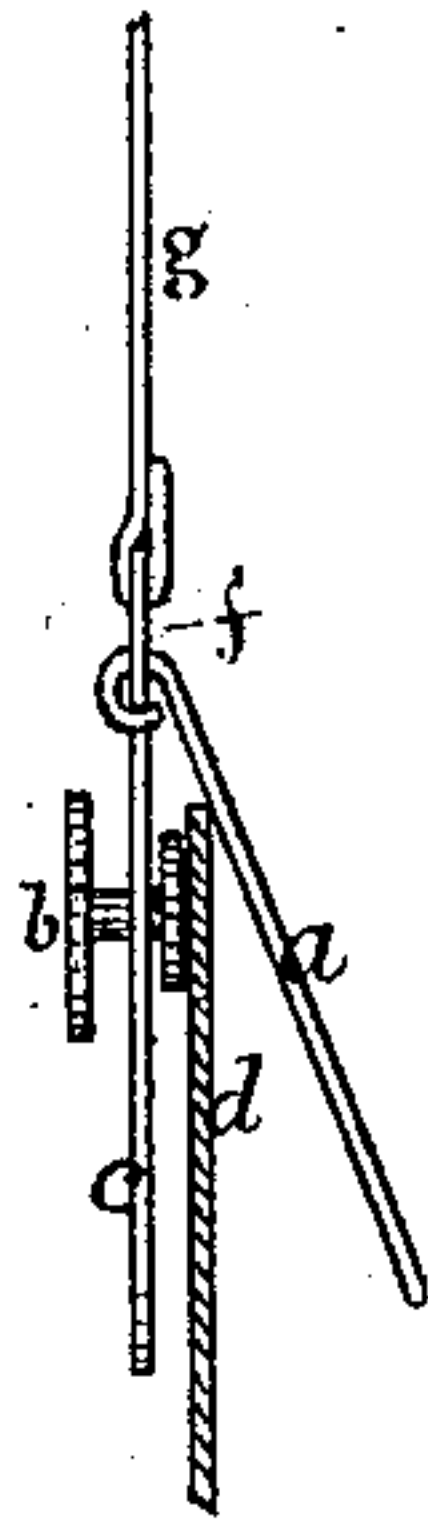


Fig. 4.

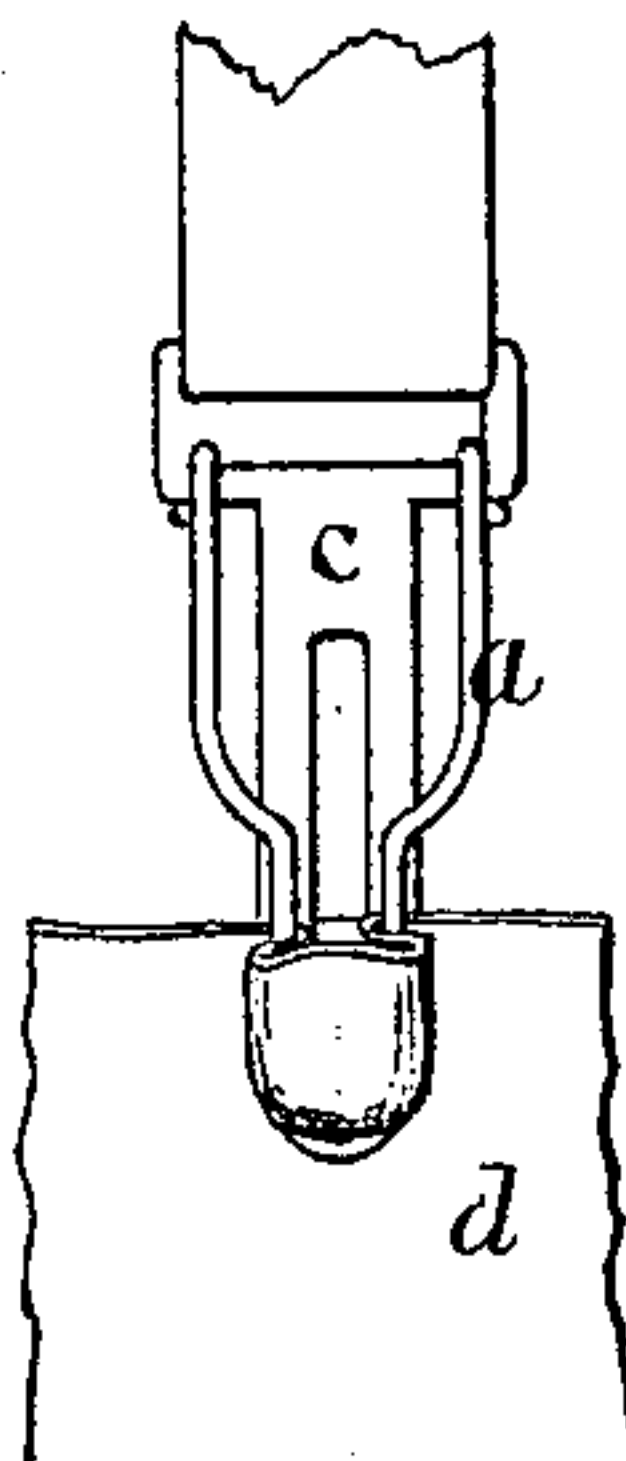


Fig. 5.

Chas. F. Sleeper.  
J. E. Knox

Benjamin J. Greely.

# UNITED STATES PATENT OFFICE.

BENJAMIN J. GREELY, OF BOSTON, MASSACHUSETTS.

## IMPROVEMENT IN CLASPS OR SUPPORTERS FOR STOCKINGS.

Specification forming part of Letters Patent No. **174,806**, dated March 14, 1876; application filed February 9, 1876.

*To all whom it may concern:*

Be it known that I, BENJAMIN J. GREELY, of Boston, in the county of Suffolk and State of Massachusetts, have invented an Improved Supporter for Stockings and other Garments, of which the following is a specification, taken in connection with the accompanying drawings making a part hereof.

In the drawings, Figure 1 is a front elevation, Fig. 2 a rear elevation, Fig. 3 an edge view, and Figs. 4 and 5 front and rear elevations, of the article as applied to a garment.

The article consists of two main parts, *a* and *b*, between which a portion of the garment, *d*, can be readily placed when these parts are in the position shown in Figs. 1, 2, and 3, and when these parts are brought to the position shown in Figs. 4 and 5 they will securely hold that portion of the garment between them, as will be clear from the drawings. The part *c* serves to connect the part *b* with the part *a*, and the loop *f* serves to connect the device with the strap *g*.

It will be obvious that the parts *a*, *b*, and *c* may be made in a variety of forms, all that is

essential being that the parts *a* and *b* should be adapted to readily receive a portion of the garment *d* between them when in one position relatively to each other, as in Figs. 1, 2, and 3, and to hold such portion of the garment *d* securely when in a different position relatively to each other, as in Figs. 4 and 5, and that the part *c* should be adapted to connect together the parts *a* and *b* without preventing the proper motion of one in relation to the other.

I have made several different forms of this device; but that shown in the drawings I regard as the best form known to me.

The loop *f* serves simply to connect the device with the strap *g*. Any other suitable means may be substituted for it.

What I claim as my invention is—

The combination of the parts *a*, *b*, *c*, and *f*, constructed and arranged to operate substantially as described.

BENJAMIN J. GREELY.

Witnesses:

J. E. MAYNADIER,  
J. E. KNOX.

550