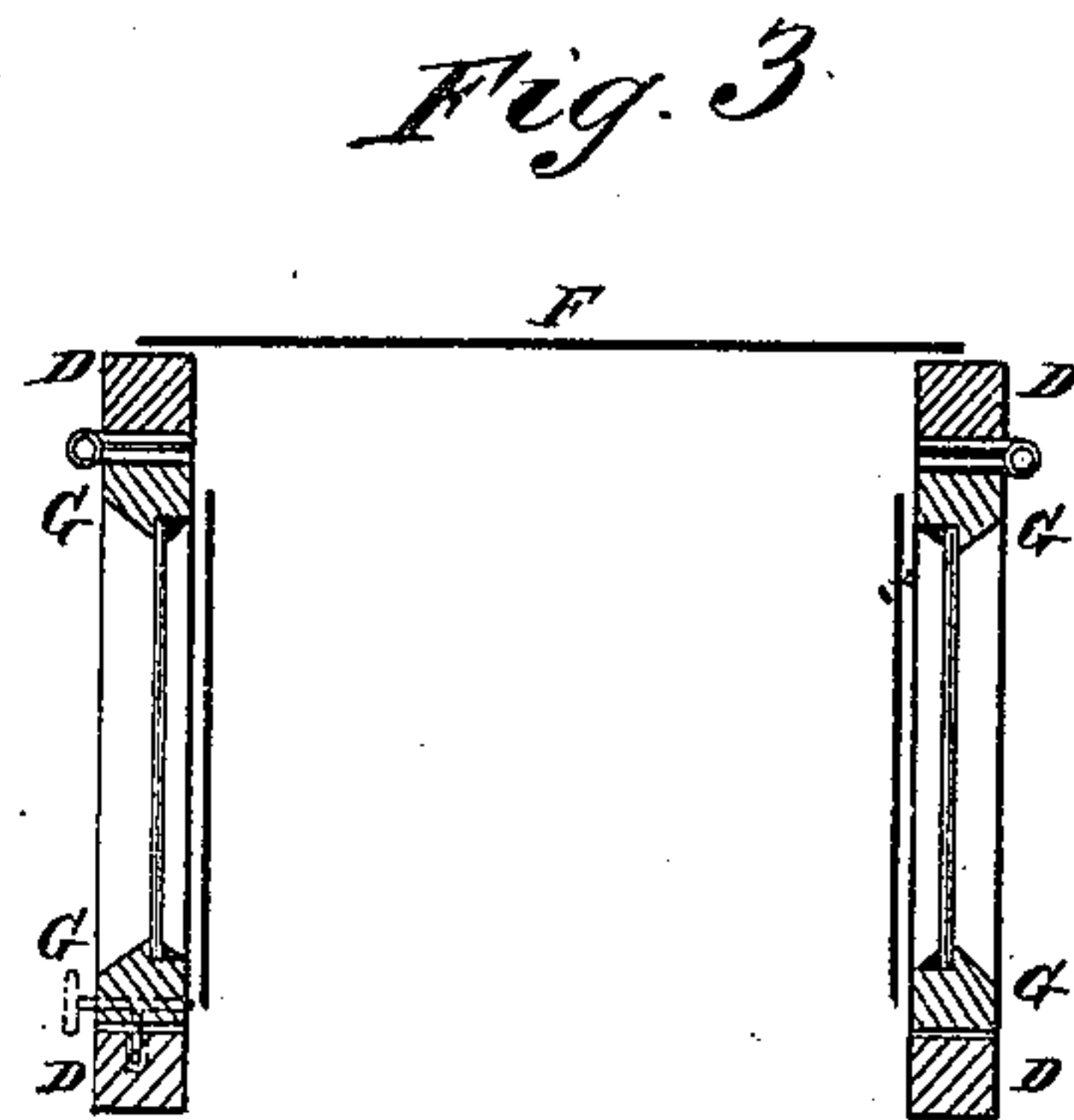
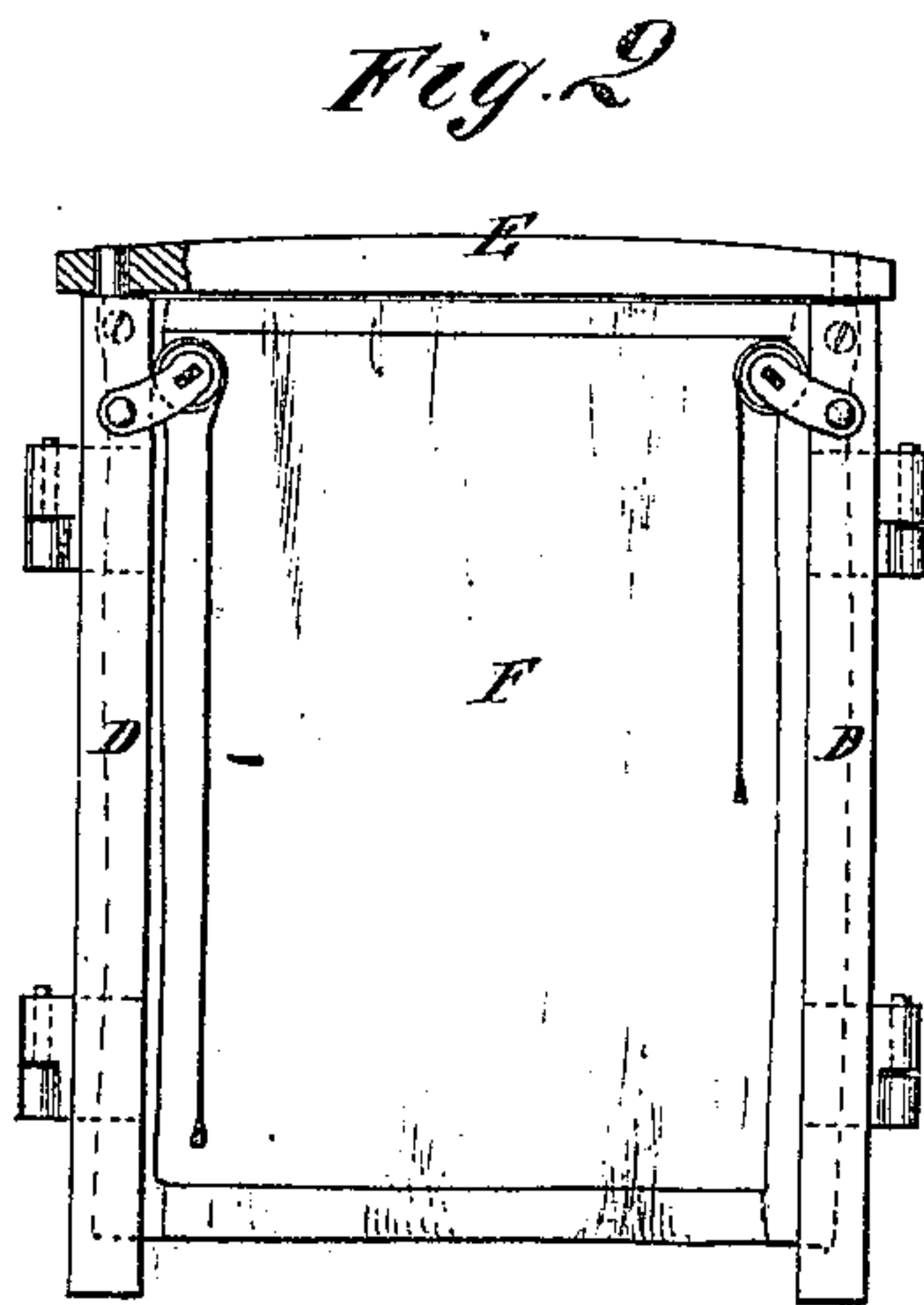
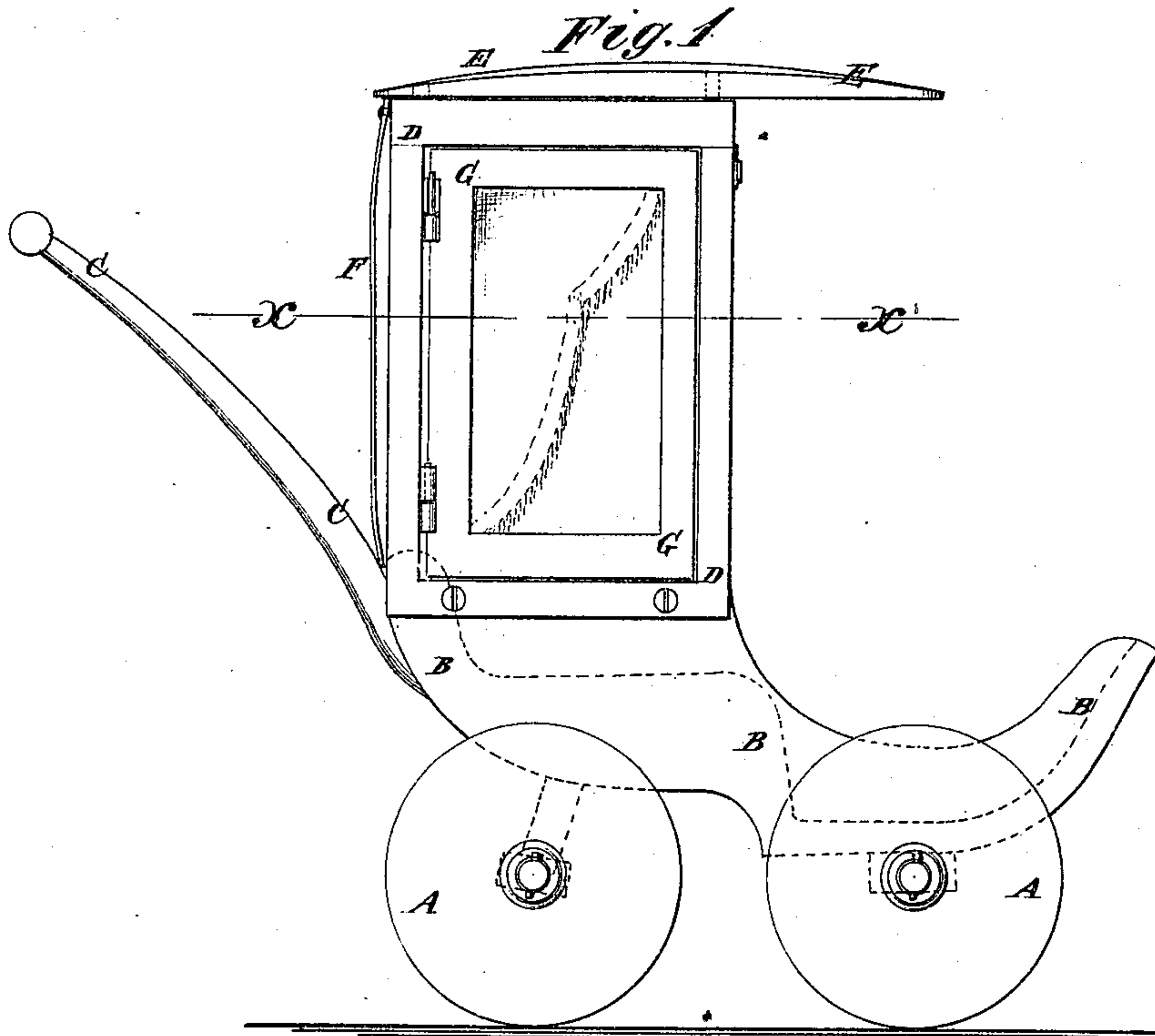


W. E. CRANDALL.

CHILD'S CARRIAGE.

No. 174,721.

Patented March 14, 1876.



WITNESSES:

A. W. Almqvist
John Goethals

INVENTOR:

W. E. Crandall

BY

Munn & Co.
ATTORNEYS.

UNITED STATES PATENT OFFICE.

WILLIAM E. CRANDALL, OF NEW YORK, N. Y.

IMPROVEMENT IN CHILDREN'S CARRIAGES.

Specification forming part of Letters Patent No. **174,721**, dated March 14, 1876; application filed February 5, 1876.

To all whom it may concern:

Be it known that I, WILLIAM E. CRANDALL, of the city, county, and State of New York, have invented a new and useful Improvement in Child's Carriage, of which the following is a specification:

Figure 1 is a side view of a child's carriage to which my improvement has been applied. Fig. 2 is a detail front view of the top. Fig. 3 is a horizontal section of the same taken through the line *x x*, Fig. 1.

The object of this invention is to furnish an improved top for children's carriages, which shall be so constructed that it may be readily taken apart and packed in small compass for storage or transportation, and which shall be simple in construction and neat and tasteful in appearance.

The invention consists in making a child's-carriage body in several independent and detachable parts, so as to facilitate transportation, all as hereinafter described.

A represents the wheels, and B the body, of a child's carriage. C are the handles, which are attached to the rear part of the body B. To the seat-arms of the body B are attached the lower ends of the frames D, to the upper ends of which is attached the cover E. The frames D are attached to the body B by screws, so that they can be readily detached when desired. For the same reason, the cover E may be

secured to the upper ends of the frames D by dowel-pins. The dowel-pins may be attached to the frames D, and enter holes in the cover E, or may be attached to the cover E and enter holes in the frames D, and may be secured in place by small screws.

The rear side of the top D E is provided with a curtain, F, which may be secured by knobs in the usual way. The frames D are provided with sashes G containing glass, which sashes are hinged at their rear edges to the rear parts of the frames D, said hinges being so formed that the sashes may be readily lifted off when desired. The sashes may be provided with curtains H, if desired. The frames D are also provided with spring-rollers and shades, constructed and operated in the same way as spring-rollers and shades of windows.

Having thus described my invention, I claim as new and desire to secure by Letters Patent—

The body of a child's carriage, having the two frames D D, cover E, and sashes G made severally independent and detachable, as and for the purpose specified.

WM. E. CRANDALL.

Witnesses:

JAMES T. GRAHAM,
T. B. MOSHER.