

J. S. DUNLAP.
CAN-OPENER.

No. 174,123.

Patented Feb. 29, 1876.

Fig. 1.

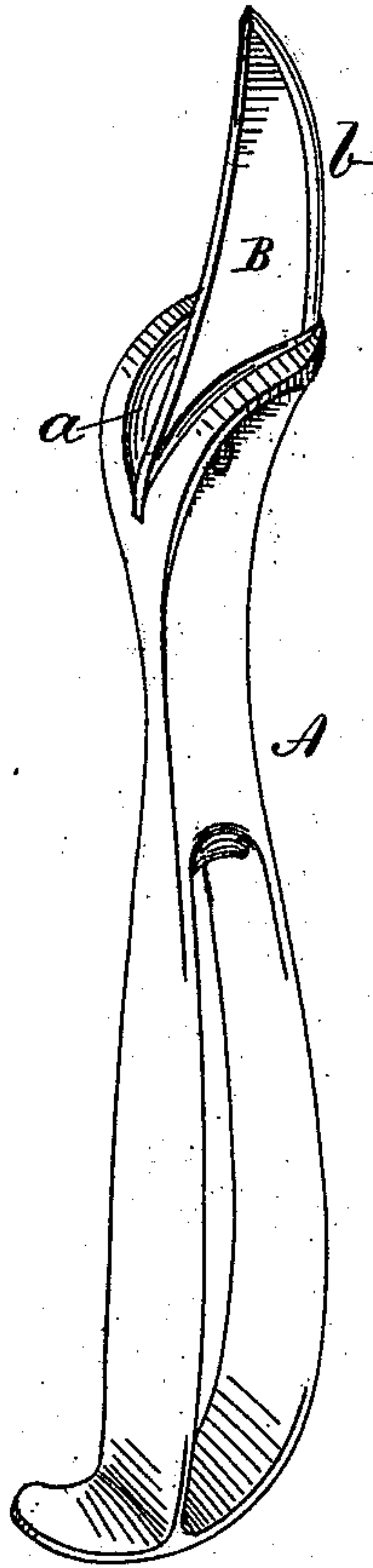


Fig. 3.

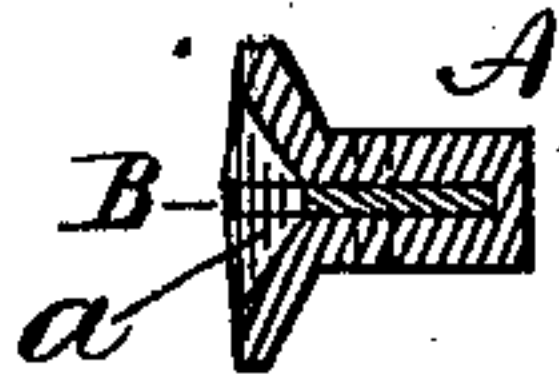



Fig. 2.



Witnesses:
L. Van Renswick.
A. McCallum

Inventor:
John S. Dunlap,
By W. B. Richards,
Atty.

UNITED STATES PATENT OFFICE.

JOHN S. DUNLAP, OF PEORIA, ILLINOIS.

IMPROVEMENT IN CAN-OPENERS.

Specification forming part of Letters Patent No. **174,123**, dated February 29, 1876; application filed February 1, 1876.

To all whom it may concern:

Be it known that I, JOHN S. DUNLAP, of Peoria, county of Peoria and State of Illinois, have invented certain Improvements in Can-Openers, of which the following is a specification:

The nature of my invention relates to an improvement in devices for opening tin cans or boxes; and it consists in the combination of a peculiarly-constructed handle with a blade, all as hereinafter fully described.

In the accompanying drawings, Figure 1 is a perspective view of a can-opener embodying my invention. Fig. 2 is a side elevation, and Fig. 3 is a transverse sectional view in the line *x x* of Fig. 2.

Referring to the parts by letters, letter A represents the handle, formed of brass or any suitable metal, and made open, as shown, along its central part, to give it lightness with strength, or made solid, if preferred. B is the blade, preferably curved, as shown in the drawings, on its edge side *b*. The end of the blade B is suitably formed also, so that it may be securely fastened in a slot in the end of the

handle A. The end of the handle A adjacent to the blade B is curved so as to recede from the point of the blade, to facilitate pushing the knife forward as it is inclined backward to make the cut, and to facilitate advancing it after the cut is made; and the handle A is also grooved, as shown by letter *a*, parallel with the blade, and so that said groove may be held on the corner of a can and serve to retain the opener in position while a cut is made very near said corner.

I claim—

1. A can-opener having its handle A curved, as described, at the end next the blade, and provided with a cutting-blade, B, formed as shown, all as and for the purpose specified.

2. A can-opener having its handle A grooved, as described, at the end next the blade, and provided with a cutting-blade, B, substantially as and for the purpose specified.

J. S. DUNLAP.

Witnesses:

W. B. RICHARDS,
PLATT R. RICHARDS.