

G. M. RISING.
 BILLIARD-TABLE CHALK-HOLDER.
 No. 173,815. Patented Feb. 22, 1876.

Fig. 1

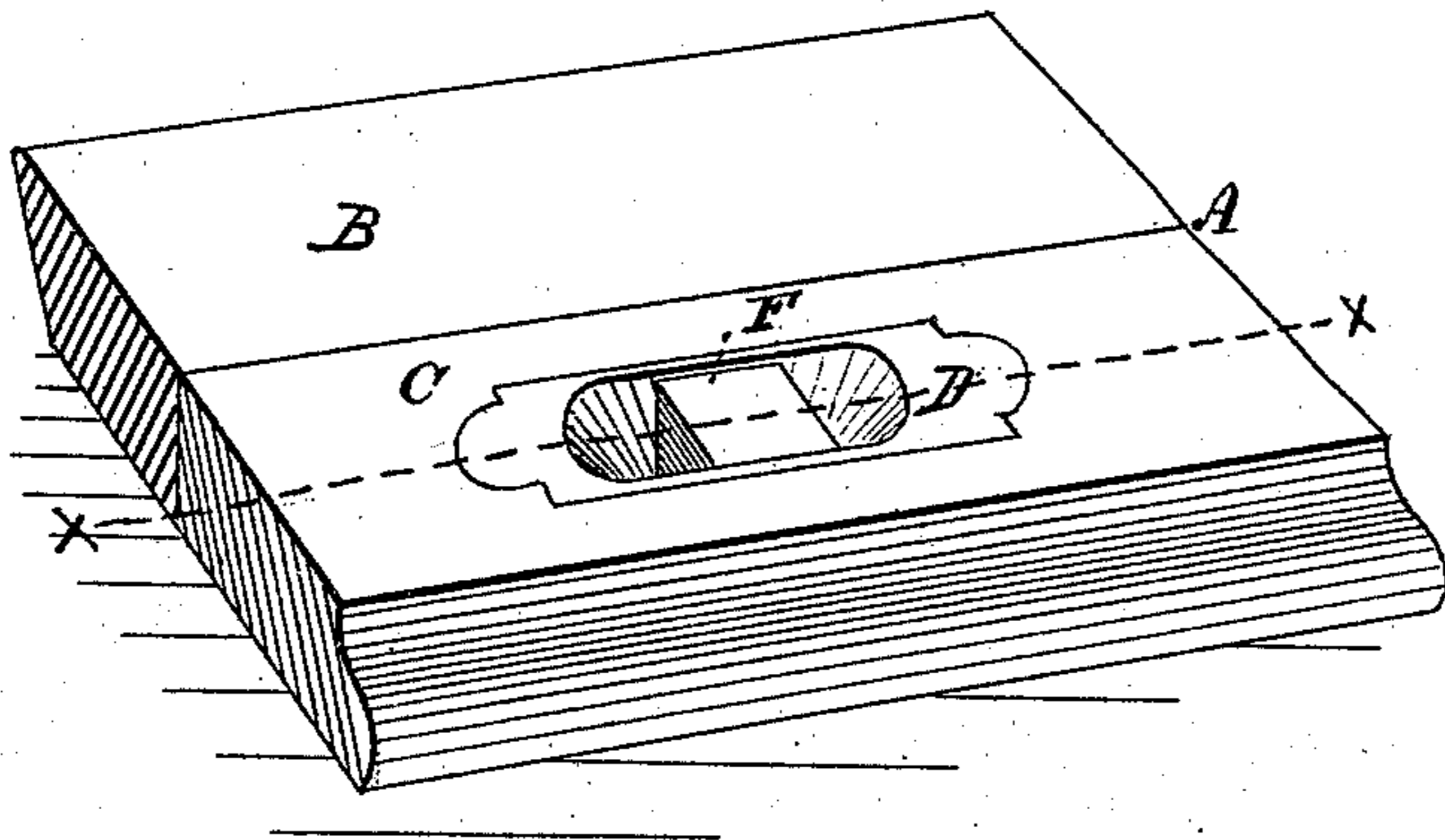


Fig. 2

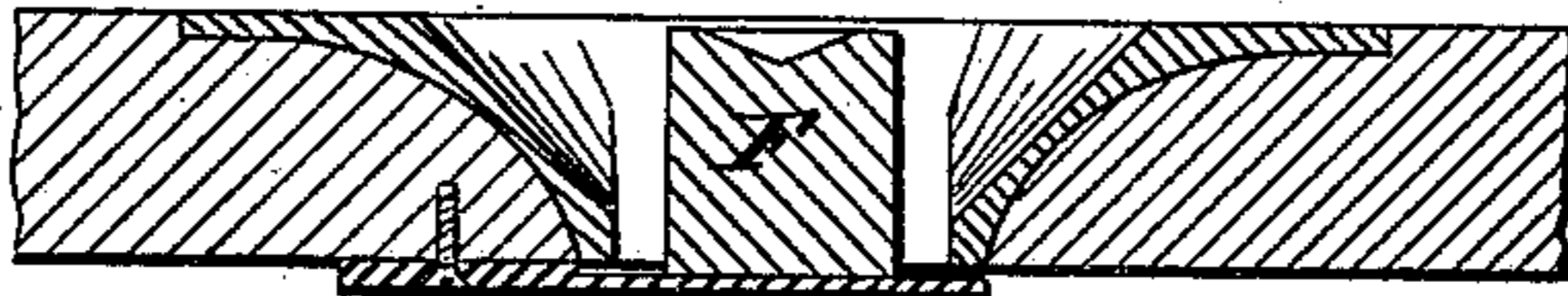
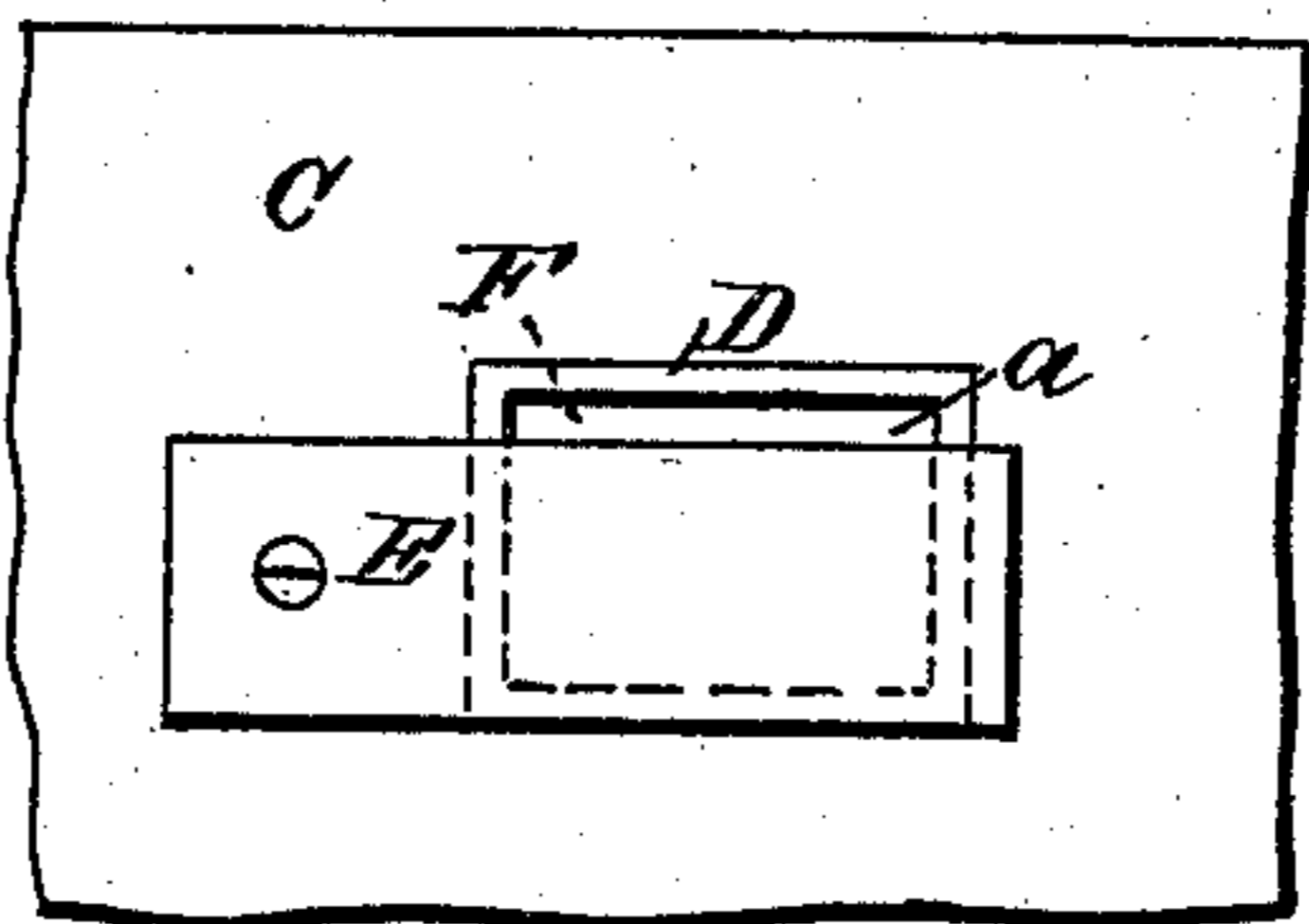


Fig. 3



Witnesses
 Grenville Lewis
 J. McKenny.

Inventor
 Geo. M. Rising
 by Stansbury & Munroe
 his attys.

UNITED STATES PATENT OFFICE.

GEORGE M. RISING, OF CHEROKEE, IOWA.

IMPROVEMENT IN BILLIARD-TABLE CHALK-HOLDERS.

Specification forming part of Letters Patent No. **173,815**, dated February 22, 1876; application filed January 21, 1876.

To all whom it may concern:

Be it known that I, GEORGE M. RISING, of Cherokee, in the State of Iowa, have invented certain Improvements in Chalk-Holders for Billiard-Tables; and I do hereby declare the following to be a full and correct description of the same, reference being had to the accompanying drawings, in which—

Figure 1 is a perspective view of a portion of the table, showing the chalk-holder inserted therein. Fig. 2 is a longitudinal vertical section on the line *xx* of Fig. 1, and Fig. 3 is a bottom-plan view of Fig. 2.

As is well known, the chalk for chalking the ends of billiard-cues is usually placed in a small horizontally-swinging pocket attached to the under side of the rail of the table. The holder, when thus arranged, is inconvenient, and being out of sight is often overlooked or forgotten.

The object of my invention is to produce a chalk-holder novel in form, and insert it in top of the rail, so that the chalk placed therein may be always in sight and ready for use.

A, Fig. 1, represents a section of the cushion B and rail C of one side of a billiard-table. In the upper side of the rail C a recess or opening is made, into which is inserted a metallic chalk-holder, D, as shown in Figs. 1 and 2. This chalk-holder is made oblong, with a projecting flange for supporting and securing it in place, and with an oblong opening, dish-shaped at each end, through it, as clearly

shown in the same figures. A bottom is provided by attaching, so as to admit of being turned horizontally, a flat piece of wood or sheet metal, E, to the under side of the rail and the device D, as clearly shown in Fig. 3. This bottom E is so arranged as to leave a small open space, *a*, as shown in the same figure.

The chalk-holder thus constructed may be placed in the upper side of the rail at any desired point, and when so placed may receive the chalk F, as shown in Figs. 1 and 2, when it will be always in sight and ready for use, and it may be used without being removed, as the square sides of the holder will prevent the chalk from turning when the end of the cue is rubbed against it.

The object of the opening *a* is to allow any loose chalk or dirt to be conveniently removed.

Having thus described my invention, what I claim is—

The chalk-holder D, constructed substantially as herein described, and arranged in the upper side of the rail of a billiard-table, as and for the purpose set forth.

The above specification of said invention signed and witnessed at Cherokee this 6th day of January, A. D. 1876.

GEO. M. RISING.

Witnesses:

EUGENE COWLES,
O. G. WALRATH.