

W. J. LARGE.
TRUNK.

No. 173,548.

Patented Feb. 15, 1876.

Fig. 1

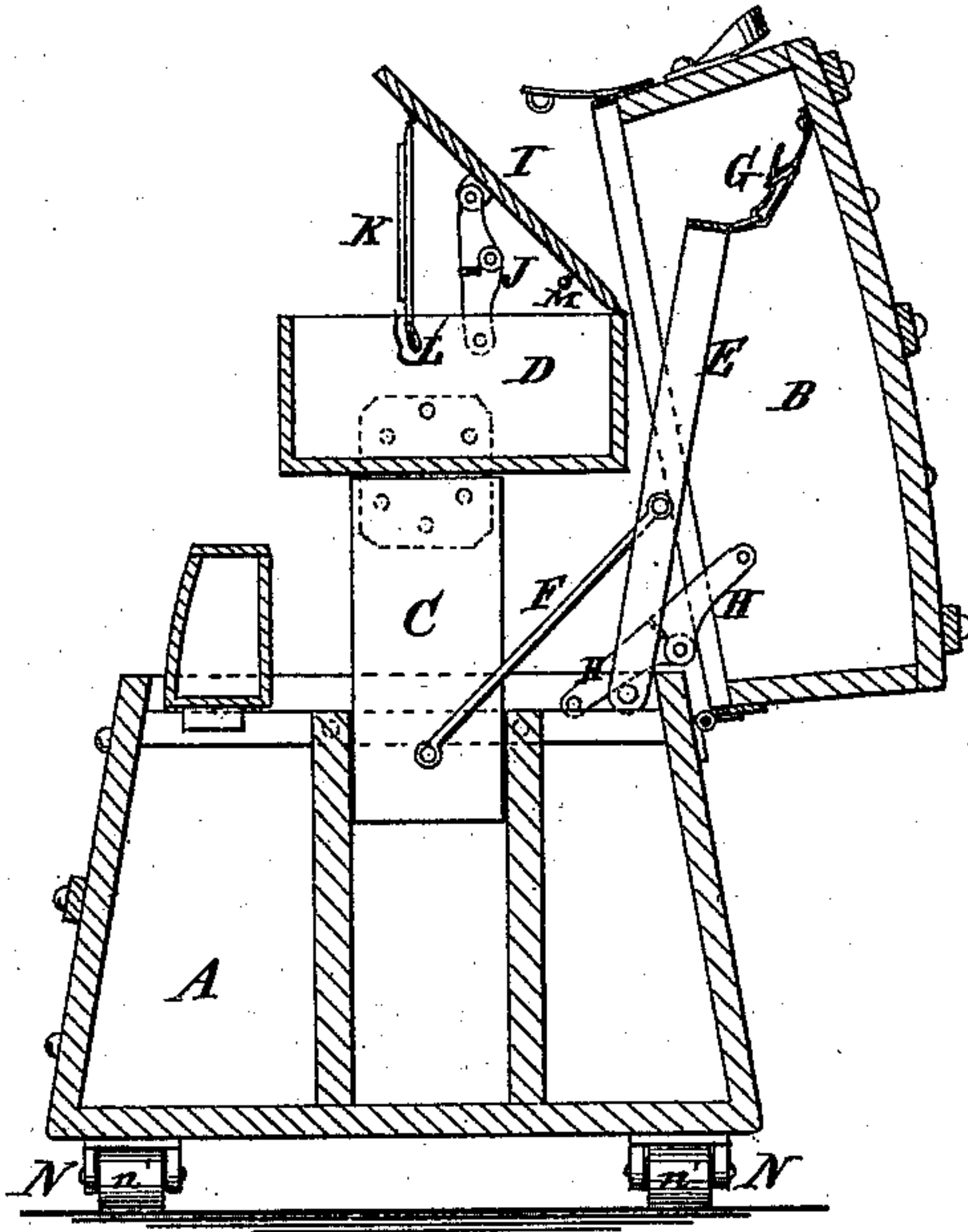


Fig. 2

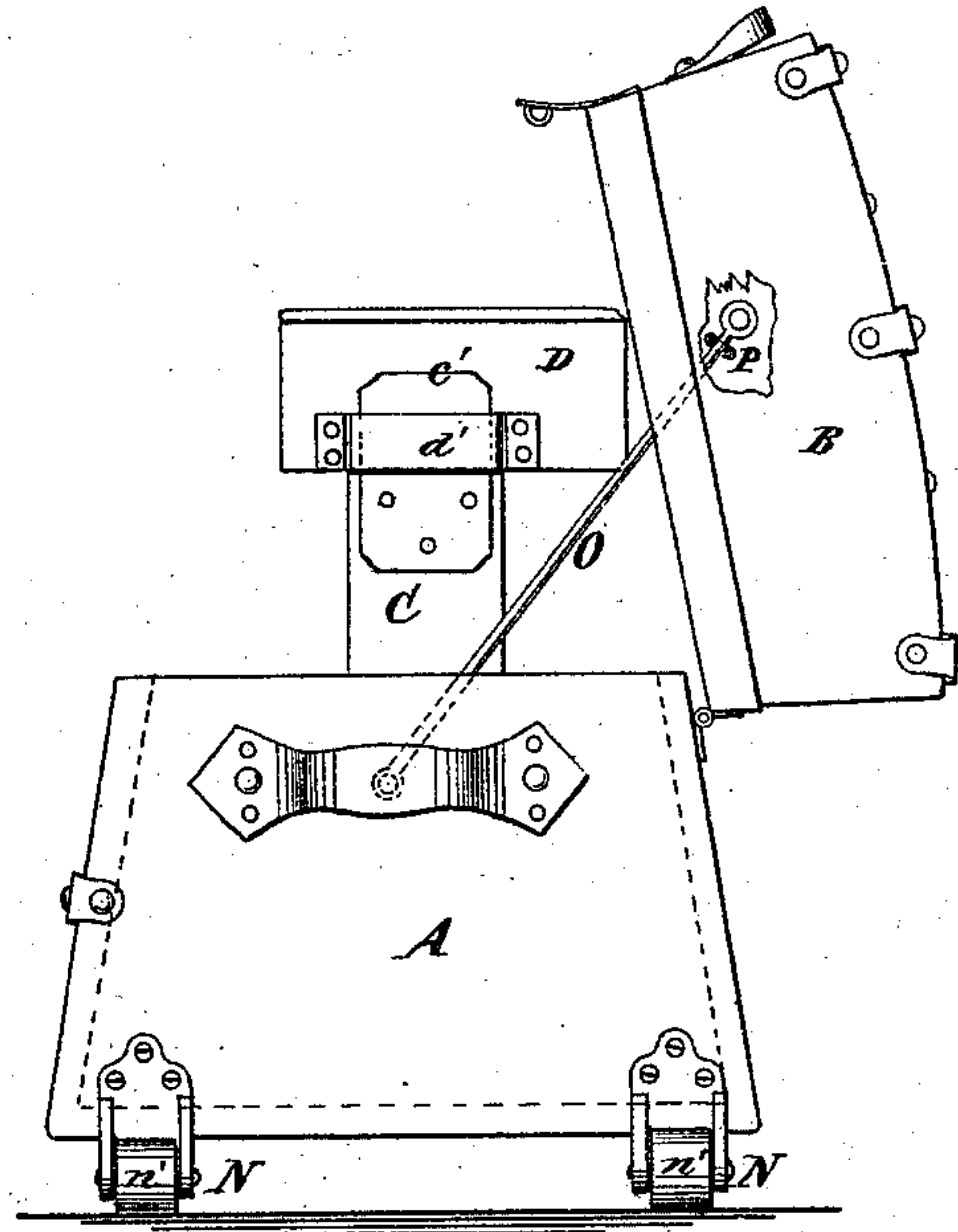
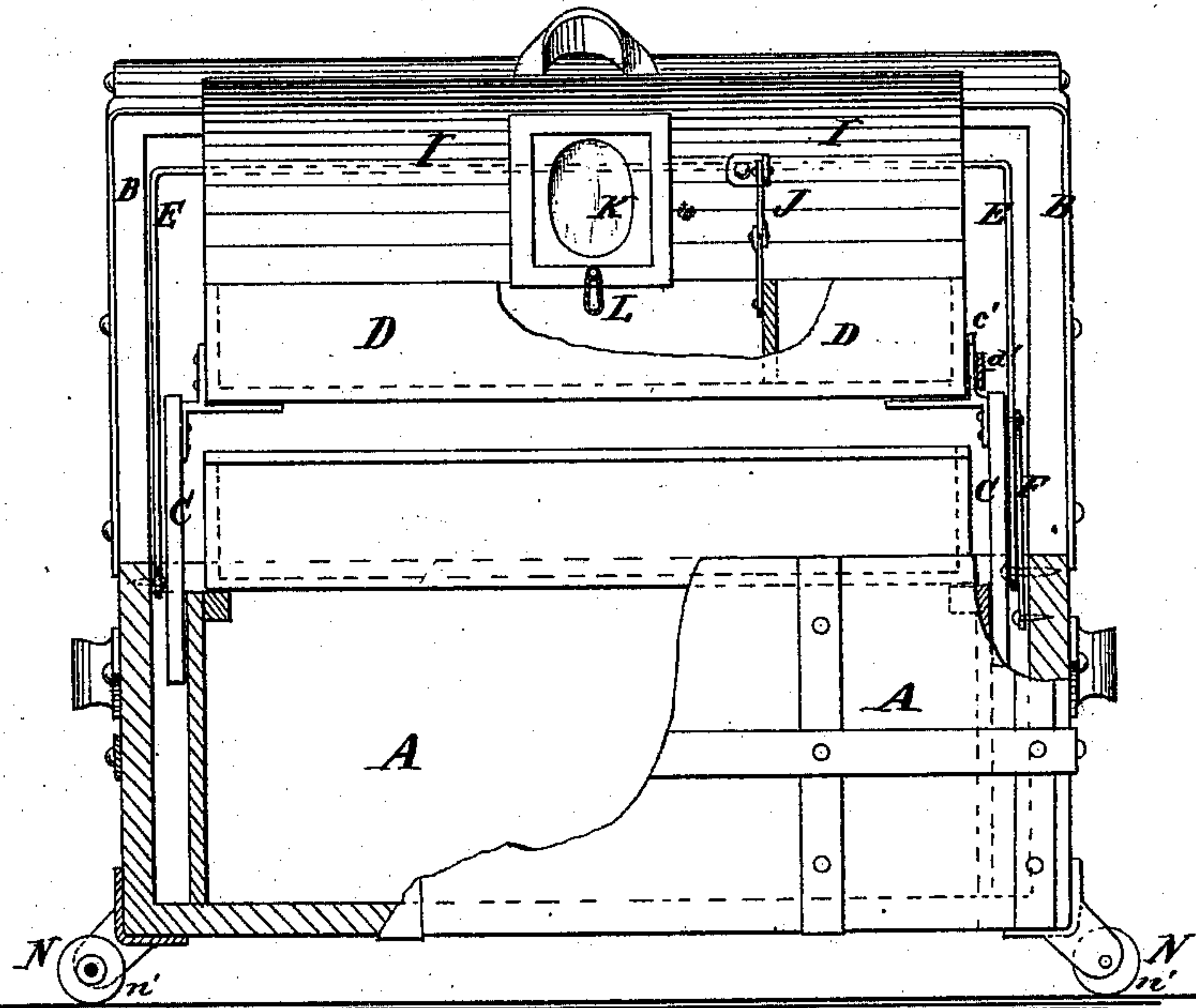


Fig. 3



WITNESSES:

A. W. Amqvist
J. Goethals

INVENTOR:

Wm. J. Large
BY
Munn & Co.
ATTORNEYS.

UNITED STATES PATENT OFFICE

WILLIAM J. LARGE, OF BROOKLYN, NEW YORK.

IMPROVEMENT IN TRUNKS.

Specification forming part of Letters Patent No. 173,548, dated February 15, 1876; application filed January 7, 1876.

To all whom it may concern:

Be it known that I, WILLIAM J. LARGE, of Brooklyn, in the county of Kings and State of New York, have invented a new and useful Improvement in Trunks, of which the following is a specification:

Figure 1 is a detail cross-section of my improved trunk. Fig. 2 is an end view of the same, showing a modification. Fig. 3 is a front view of the same, the cover being shown raised, and parts being broken away to show the construction.

Similar letters of reference indicate corresponding parts.

The object of this invention is to furnish an improved trunk which shall be so constructed that the tray may be conveniently raised to obtain access to the body of the trunk, and which may be conveniently moved from place to place.

The invention consists in the combination of the pivoted bail and the pivoted rods with the trunk-body, the slides, and the tray, made with a rule-hinge, in combination with the lid and the body of the trunk.

A is the body of the trunk, to which is hinged the lid B. In guides or ways attached to the ends of the body A work the slides C, to the upper ends of which are attached the ends of the tray D, either permanently, as shown at the left-hand end of the tray in Fig. 3, or detachably, by means of a tongue, *c'*, attached to the slide C, and which enters a keeper, *d'*, attached to the end of the tray D, as shown at the right-hand end of the tray in Fig. 3. E is a bail of such a size as to pass around the tray D, and shut down into the body A of the trunk, and the ends of which are pivoted to the upper rear corners of the ends of the said trunk-body A. To the middle part of the arms of the bail E are pivoted the upper ends of the rods F; the lower ends of which are pivoted to the lower part of the slides C, so that the tray D may be raised and lowered by operating the bail E. The tray D may be secured in place, when raised, by a strap, G, or other convenient fastening, attached to the lid B, and buckled around, or

otherwise connected with, the bail E. The lid B is locked in place, when raised, by the hinged bar H, the ends of which are pivoted to the ends of the body and lid A B, and the hinge of which is so formed that the ends of its parts may abut against each other in the manner of a rule-hinge, so that it may have no projecting parts to rub against and wear the trunk or its contents. The tray D is provided with a lid, I, hinged at its rear edge to the tray D, and supported, when raised, by a hinged bar, J. K is a small mirror, hinged at its upper edge to the lid I, and secured at its lower edge to the said lid I by an elastic loop, L, passed over a knob, M, attached to the lid I. When the mirror K is to be used, the loop L is detached from the knob M, and its own weight will then hold it in a vertical position, as shown in Fig. 1. The tray D may be raised and lowered by the lid B, as it is opened and closed by the rods O, the lower ends of which are pivoted to the slides C near their lower ends. The upper parts of the rods O pass through eyes P, attached to the ends of the lid B, and have heads formed upon their upper ends. The rods O are made of such a length that their upper parts may slide through the eyes P when the lid B is closed, so that the lid B may be raised a little distance before the tray D begins to rise, and may thus keep out of the way of the said tray. The eyes P may be closed eyes or open eyes. In the latter case the rods O are kept in said eyes by pins or keys.

Having thus described my invention, I claim as new and desire to secure by Letters Patent—

1. The combination of the pivoted bail E and the pivoted rods F with the trunk-body A, the slides C, and the tray D, substantially as herein shown and described.

2. The combination of the tongues *c'* and the keepers *d'* with the slides C and the tray D, substantially as herein shown and described.

WILLIAM JOSIAH LARGE.

Witnesses:

JAMES T. GRAHAM,
T. B. MOSHER.