

G. F. SPARROW.
CUFF-BUTTON.

No. 172,895.

Patented Feb. 1, 1876.

Fig. 1.

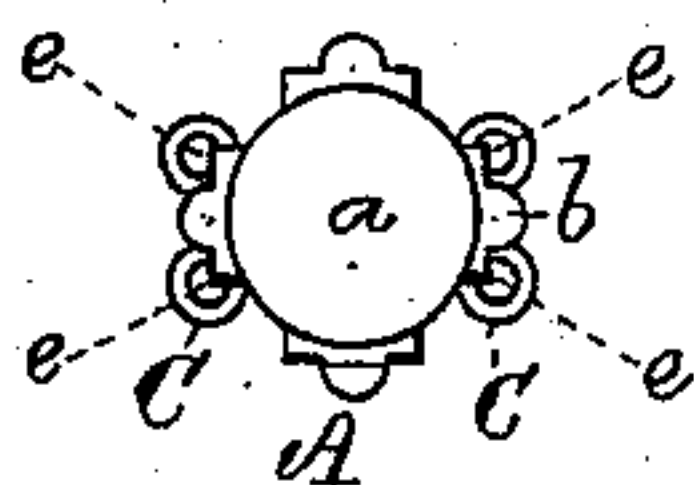


Fig. 2.

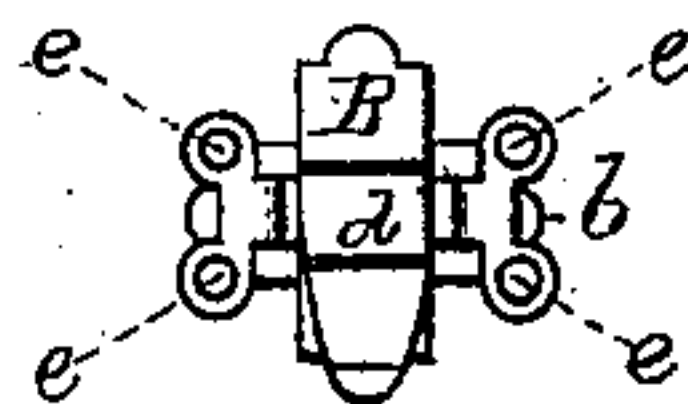


Fig. 4.

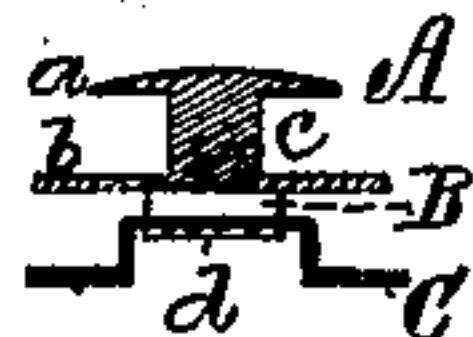
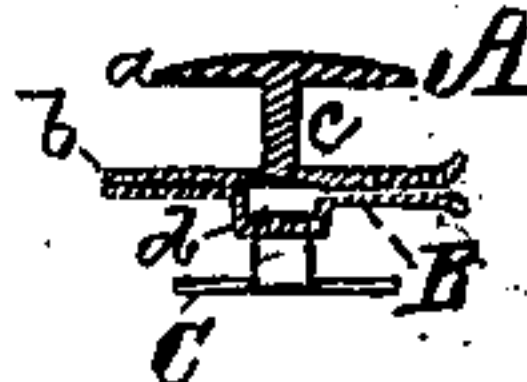


Fig. 3.



Witnesses.

S. N. Piper

J. R. Snow

Grenville F. Sparrow

by his attorney

R. H. Eddy

UNITED STATES PATENT OFFICE.

GRENVILLE F. SPARROW, OF WORCESTER, MASSACHUSETTS, ASSIGNOR TO
HIMSELF AND STILLMAN HOUGHTON, OF SAME PLACE.

IMPROVEMENT IN CUFF-BUTTONS.

Specification forming part of Letters Patent No. **172,895**, dated February 1, 1876; application filed
November 5, 1875.

To all whom it may concern:

Be it known that I, GRENVILLE F. SPARROW, of the city and county of Worcester, of the State of Massachusetts, have invented a new and useful Cuff-Fastening; and do hereby declare the same to be fully described in the following specification and represented in the accompanying drawings, of which—

Figure 1 is a front view, Fig. 2 a rear elevation, Fig. 3 a horizontal section, and Fig. 4 a transverse section of it.

The invention is to enable a person to readily fasten a cuff to or unfasten it from the sleeve of a shirt or garment, it being for such purpose specially useful to ladies.

It consists partly of a stud, A, composed of two disks or plates, *a b*, and a connection-bar, *c*, arranged as shown.

It further consists of a snap-hook or recessed catch-spring, B, formed and attached at and near one end of it to the back of the base-plate *b* of the said stud, and extended across such plate, in manner as represented. The said stud and catch-spring are for use with a staple-shaped catch, C, bent as shown, to enter the recess *d* of the catch-spring, and provided with a series of eyes, *e e e e*, to enable such catch to be sewed to a sleeve.

In using the fastening the catch part C is to be affixed to a sleeve, and the false or removable cuff is to be buttoned at or near one end of it upon the stud, after which the snap-hook or catch-spring is to be hooked upon the middle part of the catch, the cuff being subsequently bent around the arm and buttoned at its other end upon the stud. The cuff with the stud in it can be removed from the catch or may be coupled thereto, as occasion may require. The back plate of the stud may be a disk or a cross in shape, or have any other desirable and proper form, and the first plate may be plain or ornamented, as taste or fancy may dictate.

I claim—

The improved cuff-fastening, consisting in the combination of the staple-shaped catch C, perforated for attachment, as set forth, with the stud A, having the recessed spring-catch B, substantially as and for the purpose specified.

GRENVILLE F. SPARROW.

Witnesses:

R. H. EDDY,
J. R. SNOW.