

H. B. WALBRIDGE.

WINDOW-SCREEN.

No. 170,034.

Patented Nov. 16, 1875.

Fig. 1

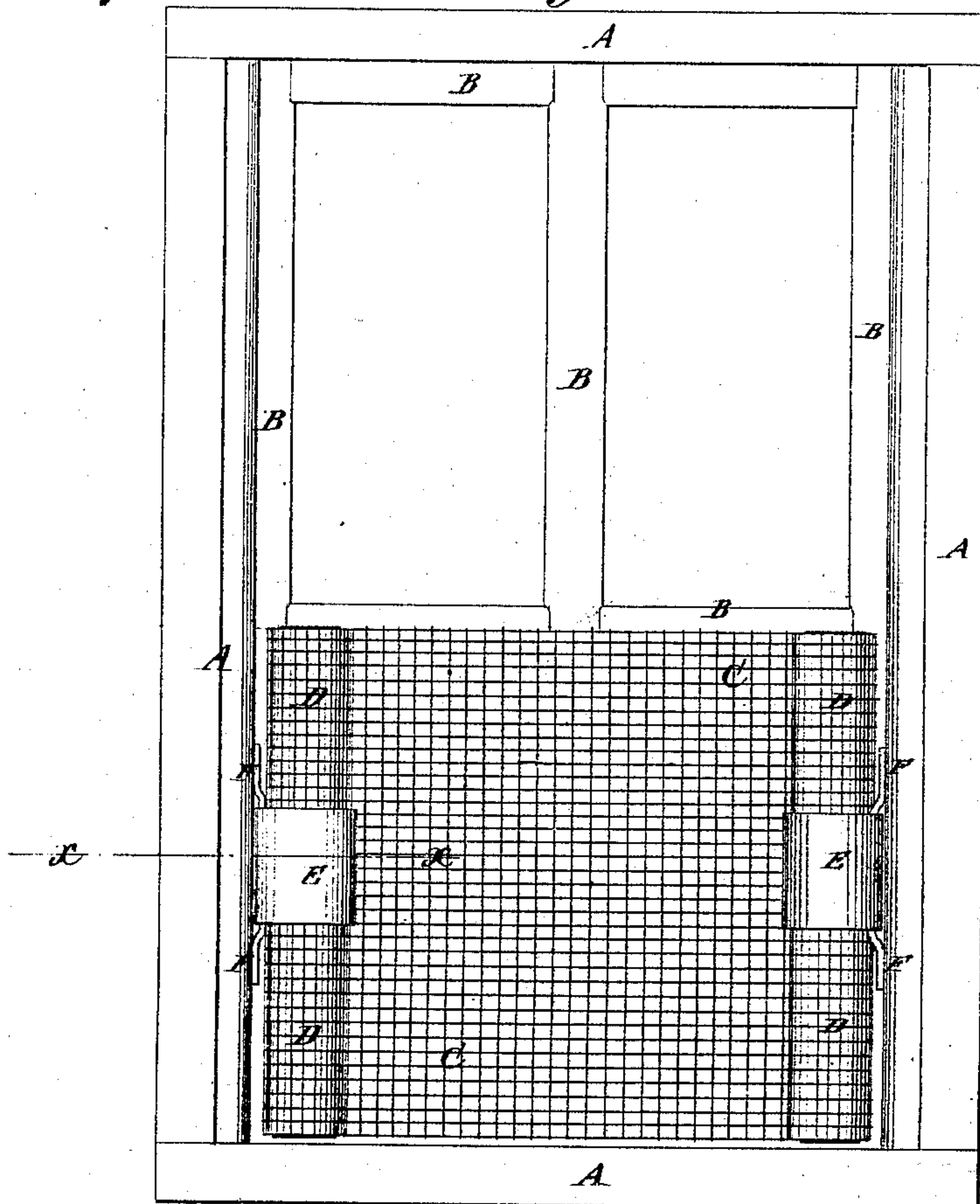


Fig. 2

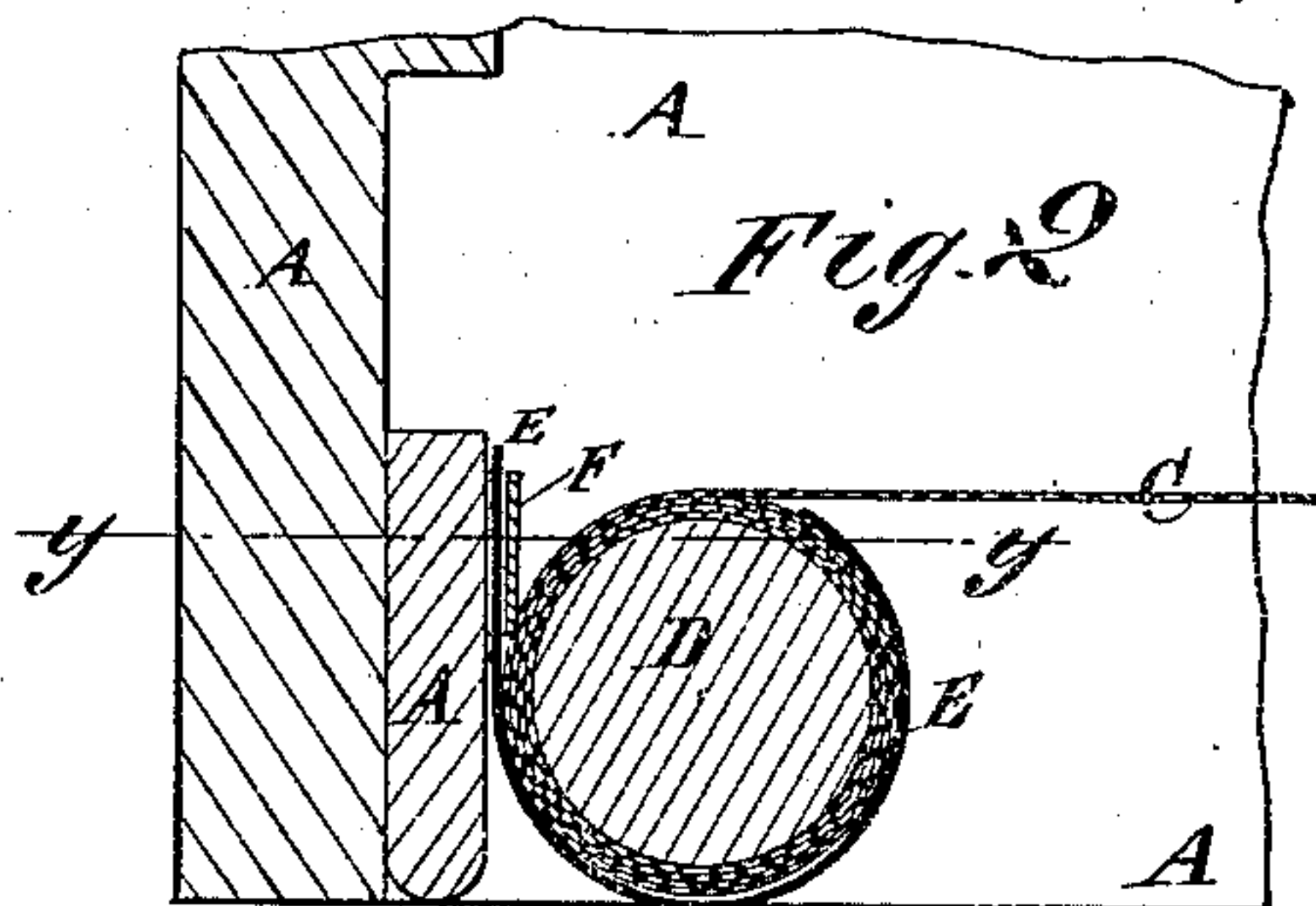
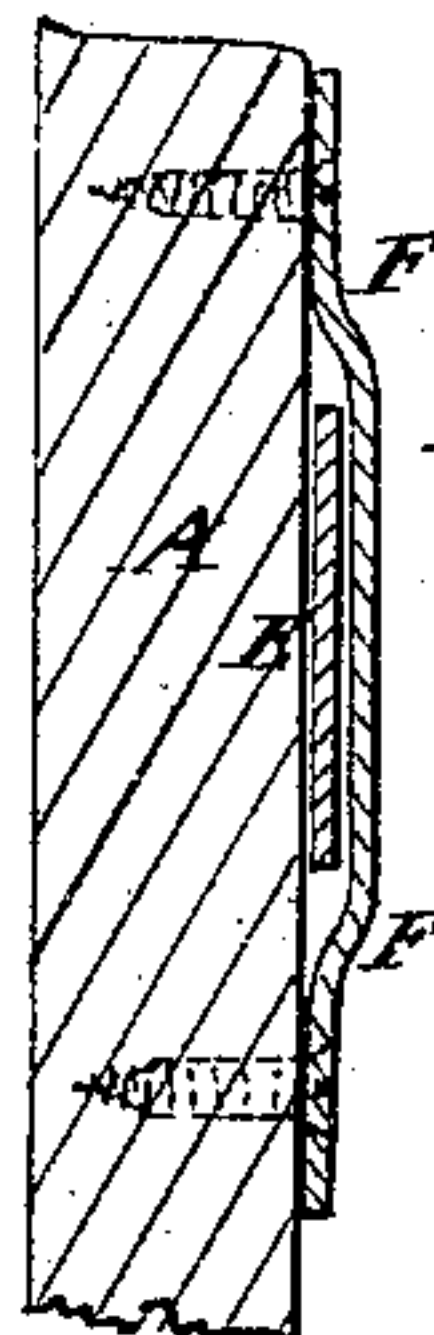


Fig. 3



WITNESSES:

A. W. Almquist
Alex F. Roberts

INVENTOR:

H. B. Walbridge
BY *Munn*
ATTORNEYS.

UNITED STATES PATENT OFFICE.

HENRY B. WALBRIDGE, OF BROOKLYN, NEW YORK.

IMPROVEMENT IN WINDOW-SCREENS.

Specification forming part of Letters Patent No. **170,034**, dated November 16, 1875; application filed October 29, 1875.

To all whom it may concern:

Be it known that I, HENRY B. WALBRIDGE, of Brooklyn, Kings county, New York, have invented a new and Improved Adjustable Window-Screen, of which the following is a specification:

Figure 1 is a front view of my improved screen, shown as applied to a window. Fig. 2 is a detail section of the same, taken through the line *x x*, Fig. 1, and Fig. 3 is a detail section taken through the line *y y*, Fig. 2.

Similar letters of reference indicate corresponding parts.

The object of this invention is to furnish an improved window-screen, which shall be so constructed that it may be fitted to windows of different widths, which may be conveniently taken out and put in, and which will allow the sash to be raised and lowered freely.

The invention consists in the combination of the keepers and the open-ring springs, with the rollers and the gauze, to adapt the screen to be applied to a window in substantially the manner hereinafter described.

A represents the casing, and B the sash, of a window. C is the gauze, which may be made of wire or other suitable material. The ends of the gauze C are attached to and wound around two small rollers, D, so that it may be adjusted to the width of a narrower or wider window, by winding it upon or from the said rollers. The rolled ends of the gauze C are confined upon the rollers D, when adjusted to the width of the window, by one,

two, or more open-ring springs, E, slipped upon said rollers. The outer ends of the springs E are extended in a tangent to said rollers, so that they may be slipped beneath keepers F, attached to the sides of the casing A, in such positions that the portion of the gauze C between the rollers D may bear so snugly against the bottom rail of the sash B as to prevent the passage of flies, mosquitoes, &c.

The springs E and keepers F must be made thin, so that the bulge of the gauze C, above and below said springs E and keepers F, may bear so closely against the casing A as to prevent the passage of flies, mosquitoes, &c.

With this construction the screen can be quickly taken out and put in, and readily adjusted to the width of the windows, and at the same time will not interfere with the up-and-down movements of the sash, while being perfectly reliable as screens, whatever may be the position of the sash.

Having thus described my invention, I claim as new and desire to secure by Letters Patent—

The combination of the keepers F and the open-ring springs E, with the rollers D and the gauze C, to adapt the screen to be applied to a window, substantially as herein shown and described.

HENRY B. WALBRIDGE.

Witnesses:

JAMES T. GRAHAM,
T. B. MOSHER.