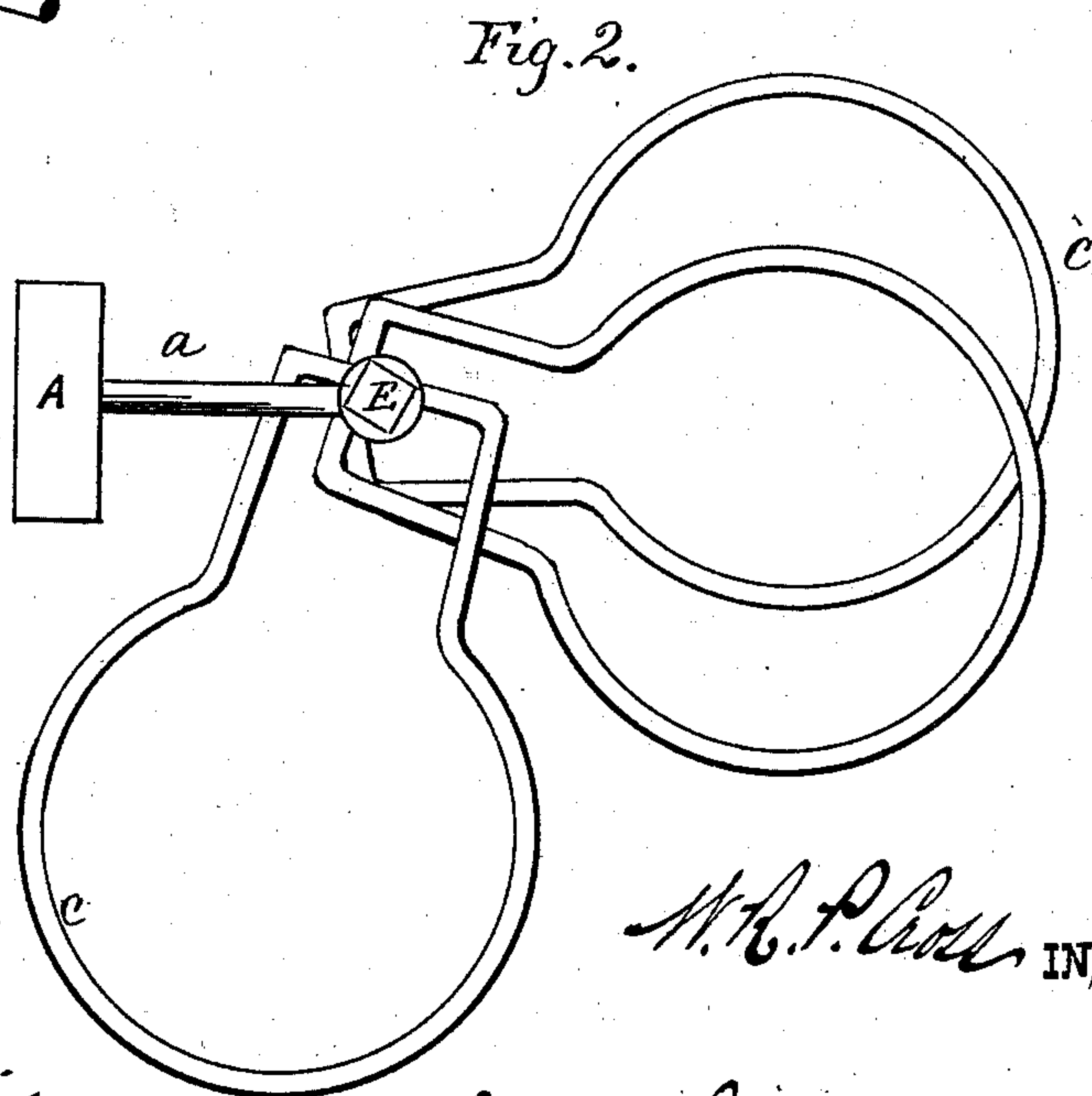
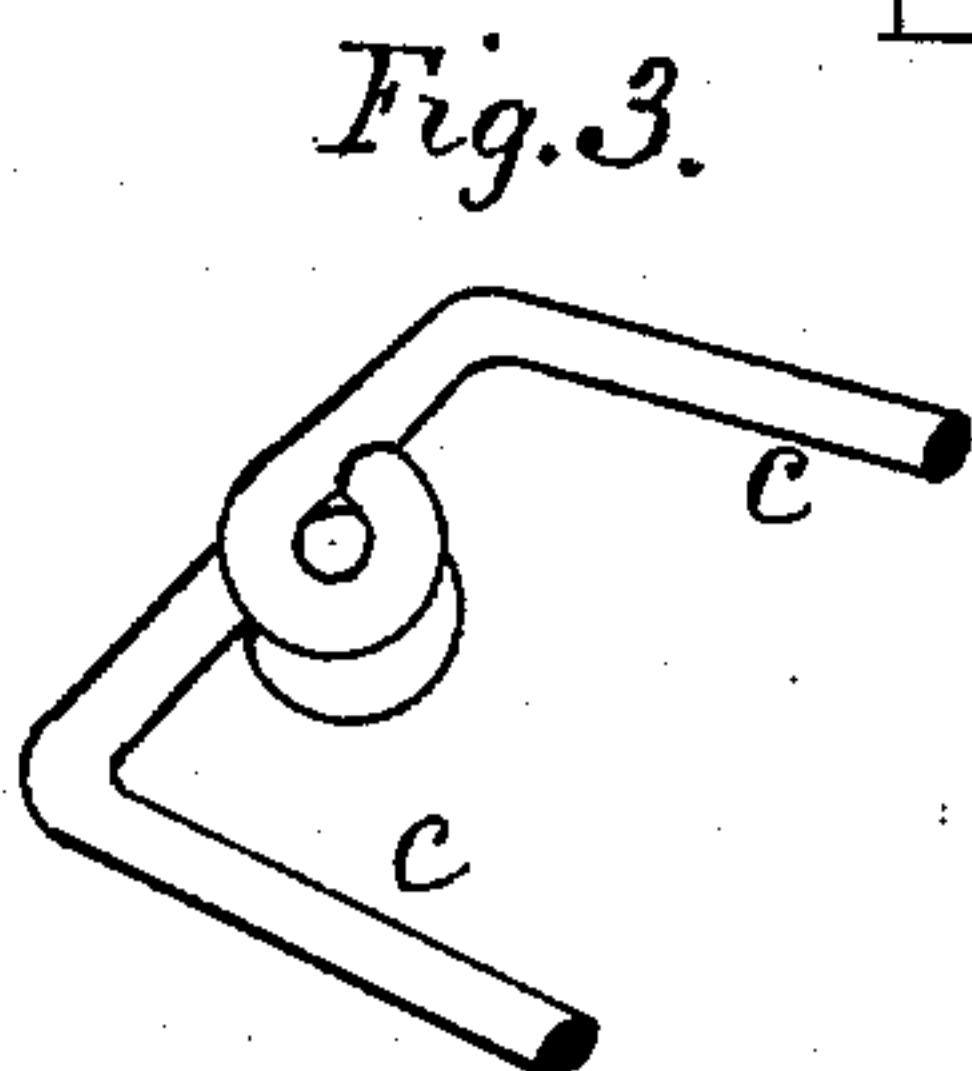
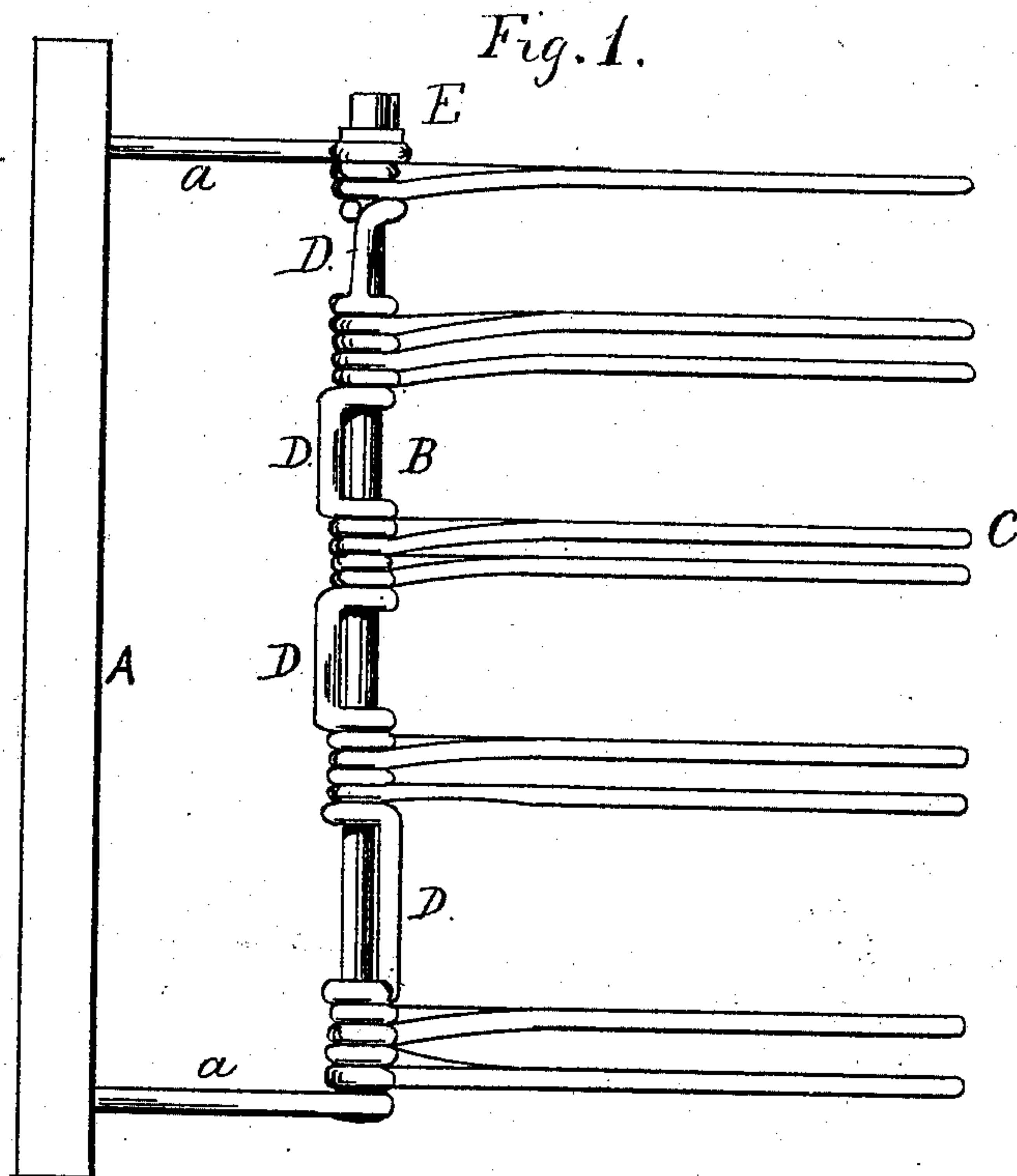


W. R. P. CROSS.

PLATE-RACK.

No. 169,962.

Patented Nov. 16, 1875.



WITNESSES:
Yoon Rice
Valentine Harris

W. R. P. Cross INVENTOR.

C. S. Whitman ATTORNEY.

UNITED STATES PATENT OFFICE.

WILLIAM R. P. CROSS, OF PORTLAND, MAINE.

IMPROVEMENT IN PLATE-RACKS.

Specification forming part of Letters Patent No. **169,962**, dated November 16, 1875; application filed July 14, 1875.

To all whom it may concern:

Be it known that I, WILLIAM R. P. CROSS, of Portland, county of Cumberland and State of Maine, have invented an Improved Plate-Rack.

The following description, taken in connection with the accompanying plate of drawings hereinafter referred to, forms a full and exact specification, wherein are set forth the nature and principles of the invention, by which the same may be distinguished from others of a similar class, together with such parts thereof as are claimed as new and are desired to be secured by Letters Patent of the United States.

My invention relates to that class of household implements which are made for holding dishes; and the nature thereof consists in certain improvements in the details of the construction of the same and novel combinations of parts, hereinafter shown and described.

In the accompanying plate of drawings, in which corresponding parts are designated by similar letters, Figure 1 is a side elevation of my improved dish-rack. Fig. 2 is a plan view, showing the holders spread apart. Fig. 3 illustrates, in detail, the manner in which the wires are secured to the upright rod.

A designates an upright bar, to which are secured the eye-bolts *a*, through which passes

the iron rod B. C designates one of the plate-holders formed by bending a piece of wire into the shape shown in the figure, and causing the ends thereof to encircle the said upright rod B in opposite directions. The said circular holders are arranged upon the said rod in couples, and in such a manner that they may be freely revolved thereon. Between each pair of holders are arranged the separating-pieces D consisting of a piece of wire, on which eyes are formed, which fit upon the said rod B. Upon one end of the rod B a head is formed, which rests in the eye of the eye-bolt *a*, and upon the other end of said rod a thread is cut for the reception of a nut, E, by means of which the separating-pieces and the holders are clamped firmly together.

Having thus described my invention, I claim and desire to secure by Letters Patent of the United States—

The combination of the bar A, upright rod B, plate-holders C, separating-pieces D, and nut E, all operating together as described.

In testimony that I claim the foregoing I have hereunto set my hand this 26th day of April, 1875.

WILLIAM R. P. CROSS.

Witnesses:

SAMUEL L. CARLETON,
JENNIE M. CRASS.