

C. B. CAMP & C. OSTERHOUT.

WASHING-MACHINE CLAMP.

No. 169,956.

Patented Nov. 16, 1875.

Fig. 1

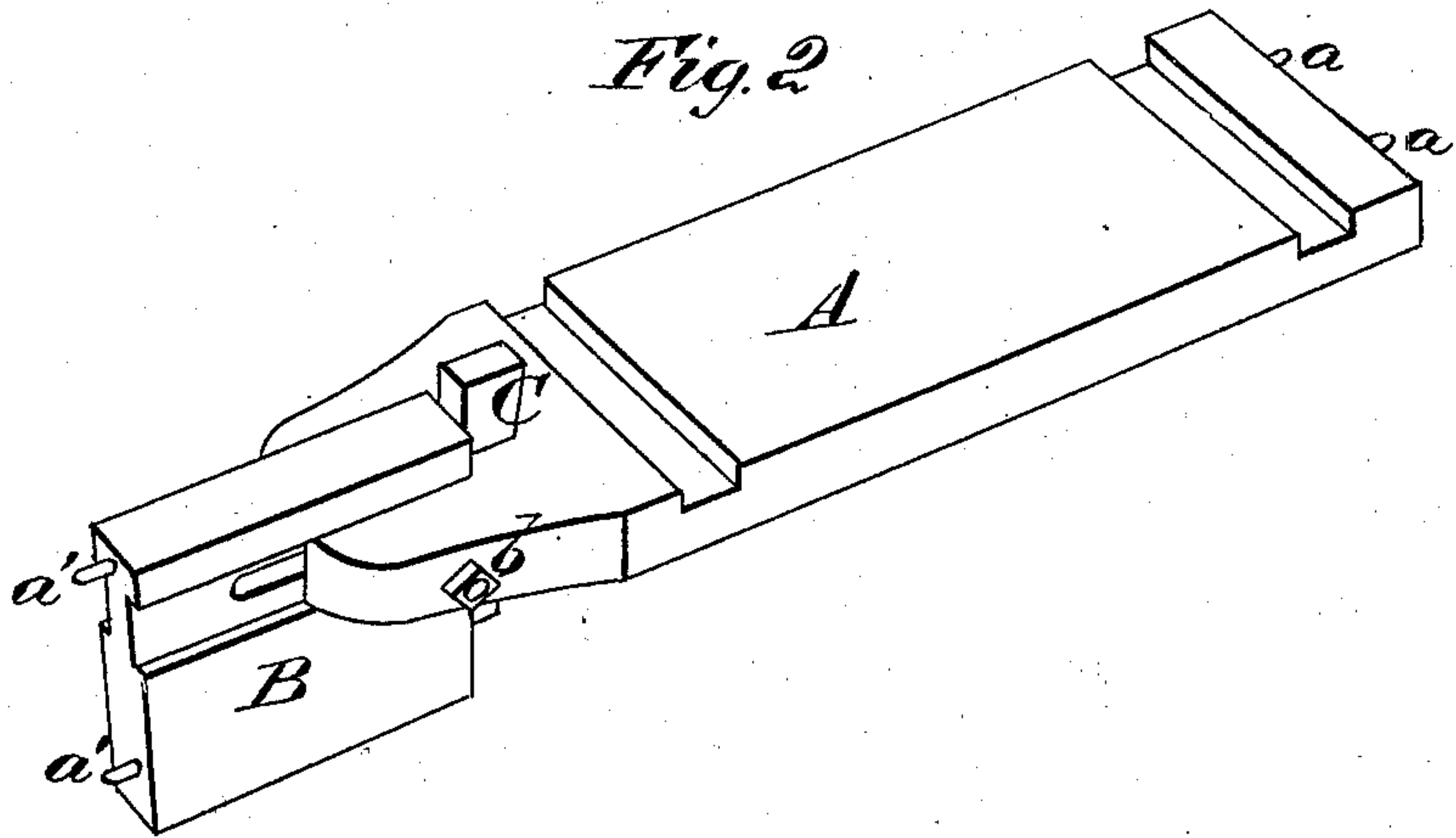
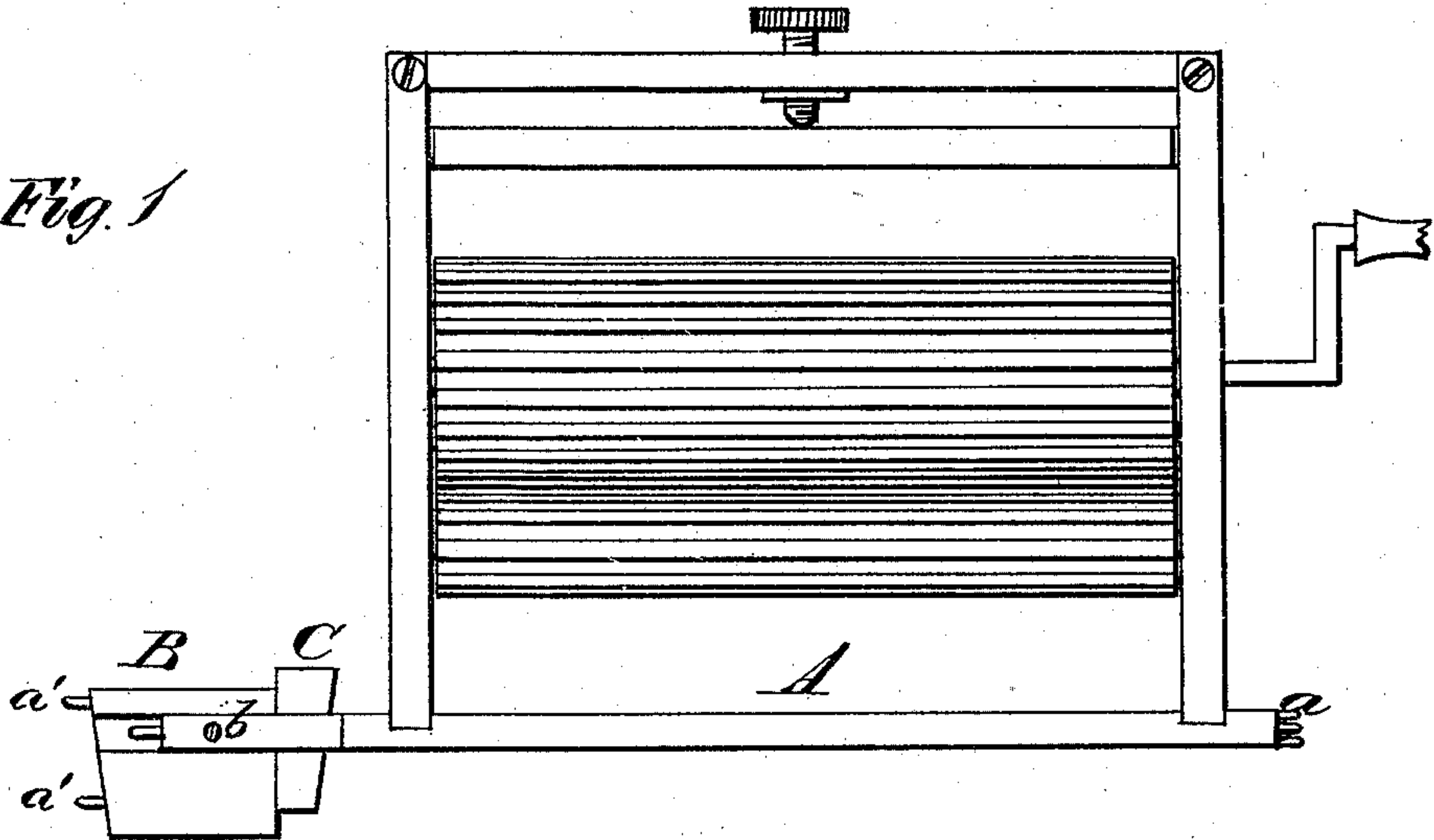
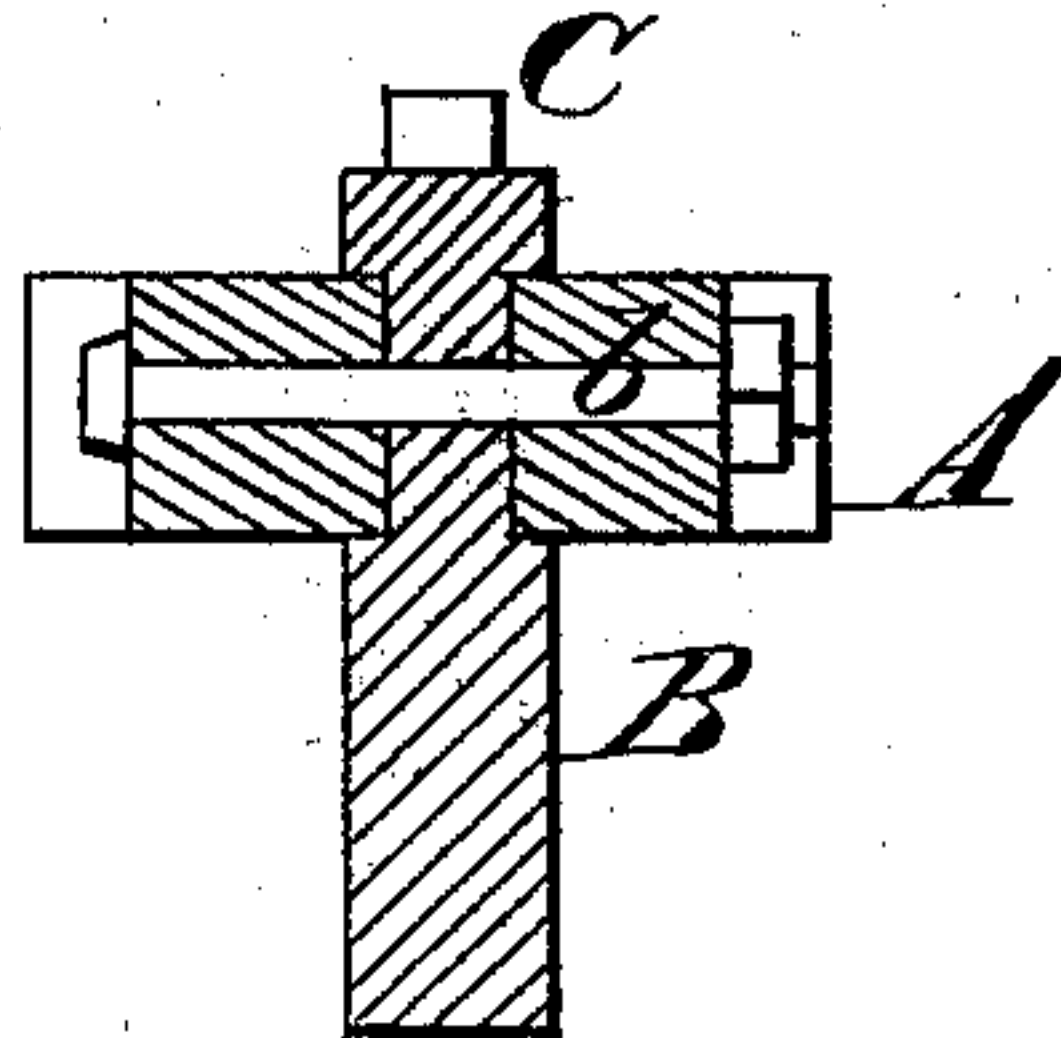


Fig. 3



WITNESSES

Robert Everett
Geo. E. Upshaw

INVENTORS

Charles B. Camp
Christian Osterhout
Chipman & Fossum & Co.
ATTORNEYS

UNITED STATES PATENT OFFICE.

CHARLES B. CAMP AND CHRISTIAN OSTERHOUT, OF WHITE PIGEON, MICH.

IMPROVEMENT IN WASHING-MACHINE CLAMPS.

Specification forming part of Letters Patent No. **169,956**, dated November 16, 1875; application filed April 3, 1875.

To all whom it may concern:

Be it known that we, CHARLES B. CAMP and CHRISTIAN OSTERHOUT, both of White Pigeon, in the county of St. Joseph and State of Michigan, have invented a new and valuable Improvement in Washing-Machine Fastening; and we do hereby declare that the following is a full, clear, and exact description of the construction and operation of the same, reference being had to the annexed drawings, making a part of this specification, and to the letters and figures of reference marked thereon.

Figure 1 of the drawings is a representation of a side view of our device applied to a machine, and Fig. 2 is a perspective view of the same. Fig. 3 is a sectional view.

This invention has relation to means for securing washing-machines in tubs; and the nature of our invention consists in an extension-piece, which is slotted and grooved and provided with spurs, in combination with a wedge and the sill-bar of the washing-machine, as will be hereinafter explained.

In the annexed drawings, A designates the sill-bar of a roller washing-machine, which machine may be constructed in any of the well-known ways. One end of this bar A is armed with spurs *a*, and the other end is slotted longitudinally, and receives an adjustable piece, B, which is grooved and slotted, as shown in the drawings. This piece B is attached to the sill-bar A by means of a pin, *b*, and it is adjustable in a direction with respect to the length of the sill-bar. The piece B has spurs *a'* fixed

into one end, and at the opposite end a wedge, C, is applied, which passes through the slot in bar A, and is used for extending this bar and piece B inside of a tub, and holding them firmly therein.

The adjustable piece B is arranged at right angles to the sill-bar A, and set within a slot in said bar, and bearing its plain edge against the piece B, as fully shown in Fig. 2. By adjusting the wedge C downwardly it will forcibly extend the pieces A B, and rigidly secure them in the tub.

We are aware that a sliding extension having a cam-lever, in combination with the bed-piece of a washing-machine, has heretofore been employed, and we therefore lay no claim, broadly, to such invention.

What we claim as new, and desire to secure by Letters Patent, is—

The sill-bar A, armed with spurs *a*, combined with the adjustable piece B, arranged at right angles with each other, pin *b*, and wedge C, set within a slot in the piece A, and bearing its plain edge against the end of the piece B, as and for the purpose set forth.

In testimony that we claim the above we have hereunto subscribed our names in the presence of two witnesses.

CHARLES BARTON CAMP.
CHRISTIAN OSTERHOUT.

Witnesses:

D. C. PAGE,
B. PECK.