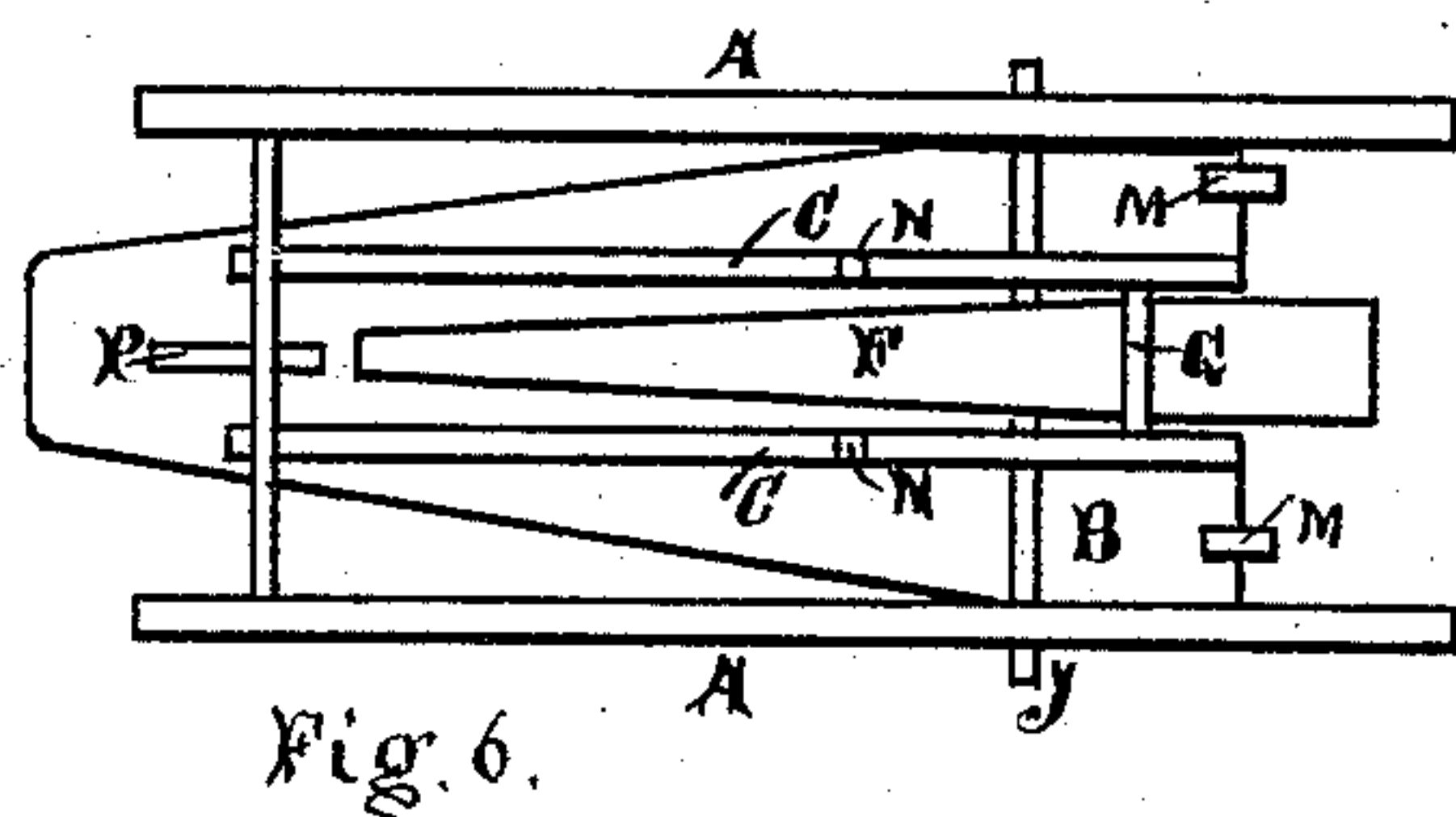
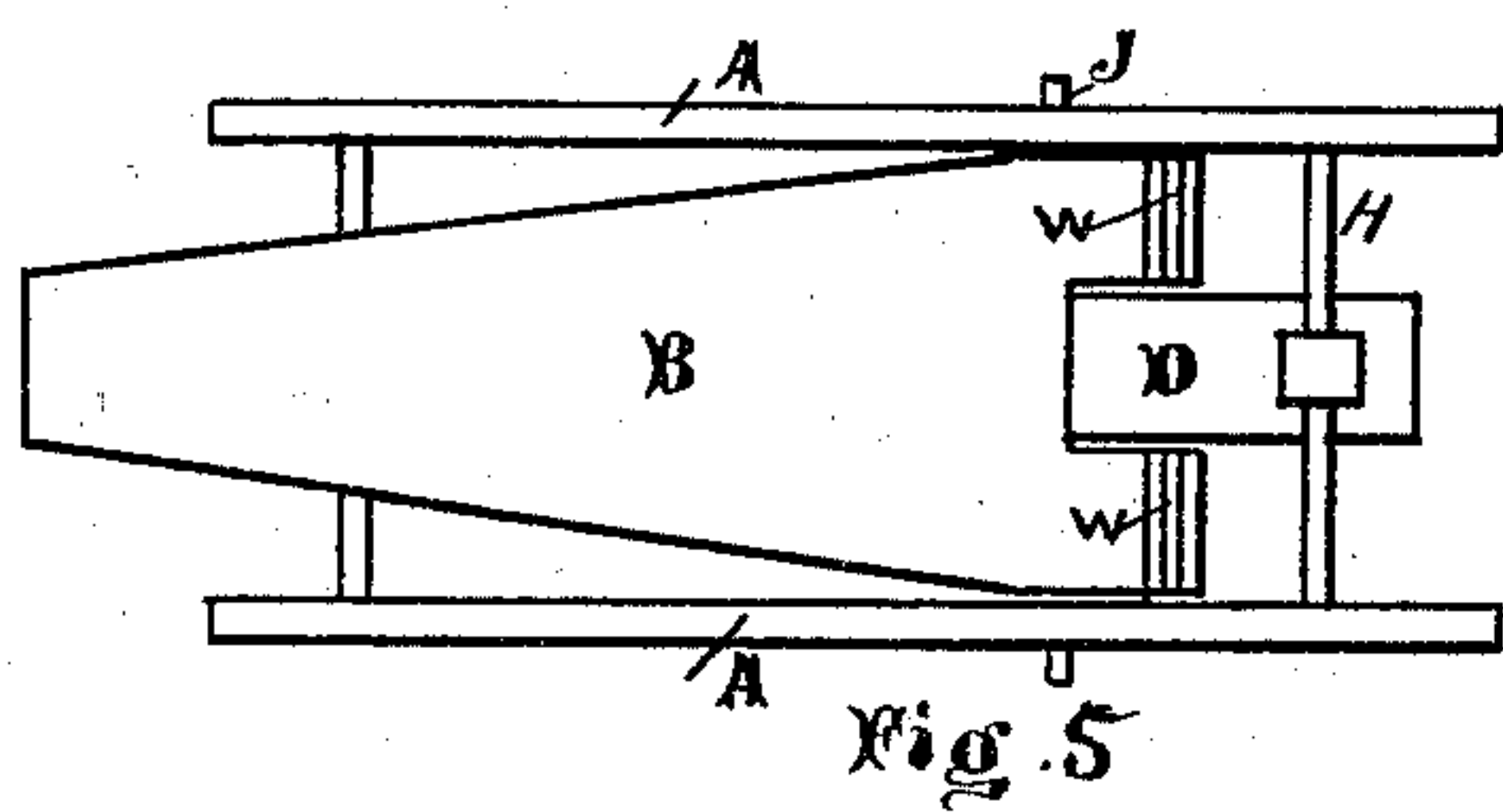
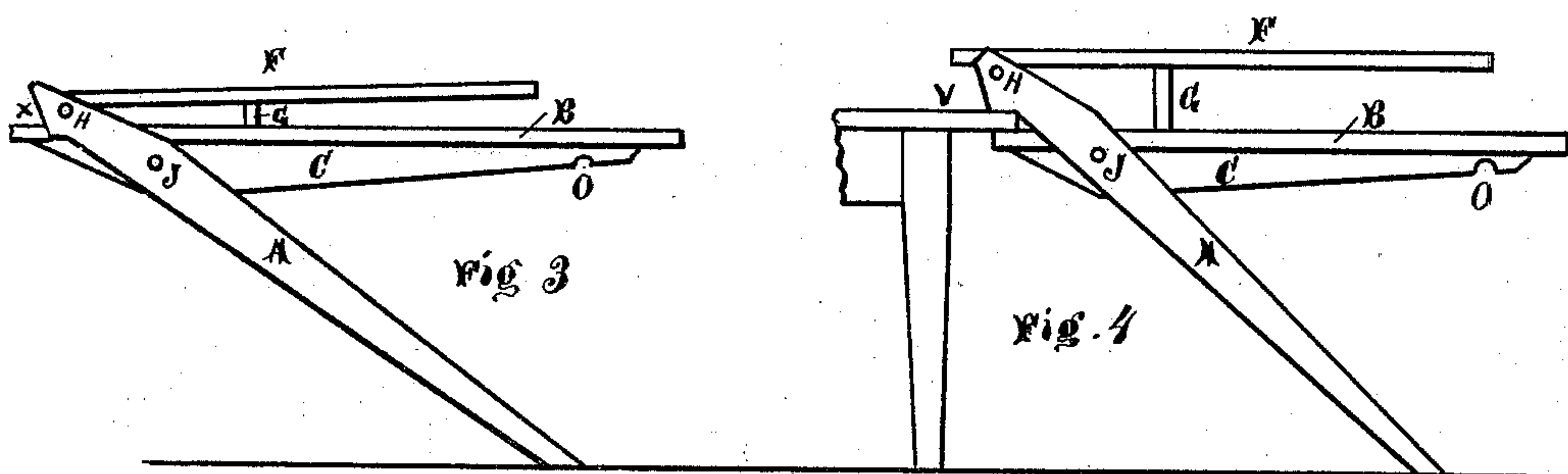
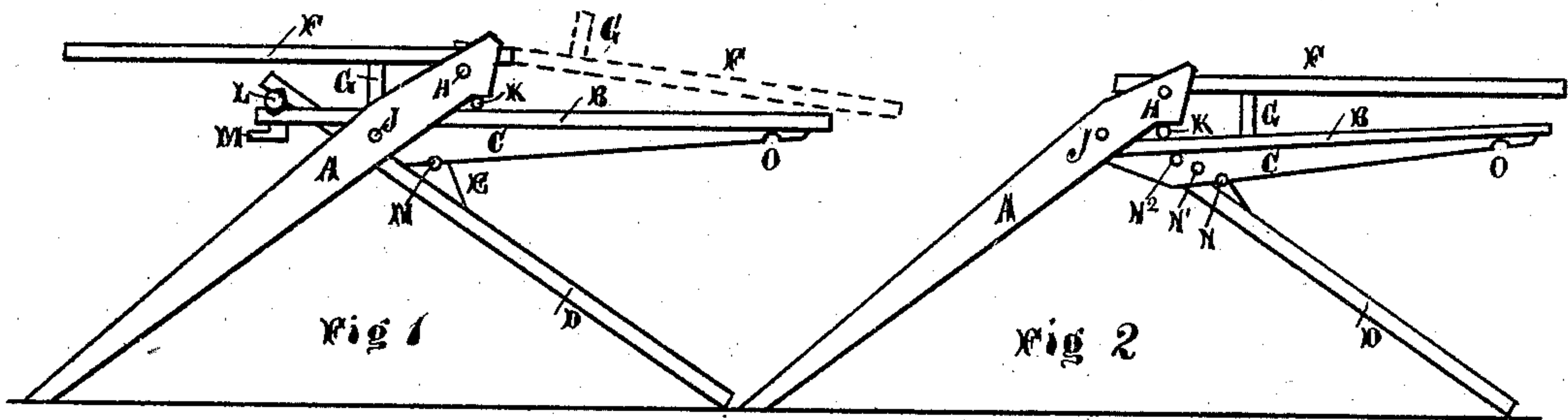


A. H. SWAIN.
IRONING-TABLE.

No. 169,926.

Patented Nov. 16, 1875.



Witnesses:
John W. Coates
A. C. Ham'k

Inventor.
Alva. H. Swain.
Per E. C. Trink Atty.

UNITED STATES PATENT OFFICE.

ALVA H. SWAIN, OF WINCHESTER, INDIANA.

IMPROVEMENT IN IRONING-TABLES.

Specification forming part of Letters Patent No. **169,926**, dated November 16, 1875; application filed May 6, 1875.

To all whom it may concern:

Be it known that I, ALVA H. SWAIN, of Winchester, county of Randolph, State of Indiana, have invented an Improvement in Adjustable Ironing-Tables, of which the following is a specification:

The object of my invention is to arrange and construct boards and frames in such a manner that they can be attached to a single trestle, as the ledge of a table or window-sill, and form a table for ironing purposes, so constructed that the parts fold together for storage or carriage.

Figure 1 represents the device embodying my improvement, and so arranged as to form a self-supporting table. Fig. 2 is another form of the same. Fig. 3 represents a different arrangement of the parts forming the table, which is represented as resting on a strip or bar, or the wall of the room, or on a window-sill. Fig. 4 represents the same arranged to clamp the ledge of a table or stand. Figs. 5 and 6 are plans of the top and bottom of the device as folded.

A A represent the sides of the frame, and are secured together at the top and bottom by bars. B is the table. C C are straps that form hinges and ribs, through which are a series of holes, N N' N'', in one of which the rod I is passed through from side to side through the frame A A. The holes N' N'' may be used in adjusting the boards B and D to higher or lower supports, as may be required. F is an auxiliary board, pivoted on the bar H, and is provided with a stop, G, and is used as a press or sleeve board. D is one of the supporting legs or brace of the table, and is pivoted at one of the holes N N' N'', as may be required. O represents notches cut in the ribs C C of the board B, and are so placed that the end of the board B can be reversed in the frame A A. M M are buttons, that form, in connection with the board B, a receptacle for the ledge of the table, instead of clamping, as in the other cases.

The operation of my improved adjustable ironing-table is as follows: When arranged as shown in Fig. 1; it forms a self-supporting table, the frame A A forming the legs, and the board D forming the third support. The board D is pivoted to the board B at N, and the board B is pivoted to the frame A A at J, and a rod or bar, L, is inserted in the jaws formed at the ends of the pieces B and D, and the frame A is also held rigid to the board B and D by the bar K being clamped between the jaws of the frame A and top of the board B, thus making a self-supporting table for any purpose.

The board F is hinged at H, and can be used in the position shown, Fig. 1, as a press-board at one end of the table, and the board B can be used as an ironing-board at the other end of the table, thus forming two tables in one.

In Fig. 3 the board B is detached from the board D, and the board B is pivoted to the rod J, the end of the board passing under the rod H. The part marked X may rest against the wall or on a table, and form a table for any purpose.

I do not broadly claim the combination of the board B and D, hinged together and adapted to an ironing-board, as that has already been allowed to me in my patent of November 24, 1874.

What I claim as new, and wish to secure by Letters Patent, is—

The combination of the frame A and support D, as described, with the ironing-boards B and F, all hinged together and operated substantially as specified.

In testimony whereof I have signed my name to this specification in the presence of two subscribing witnesses.

ALVA H. SWAIN.

Witnesses:

E. O. FRINK,
S. C. FRINK.