
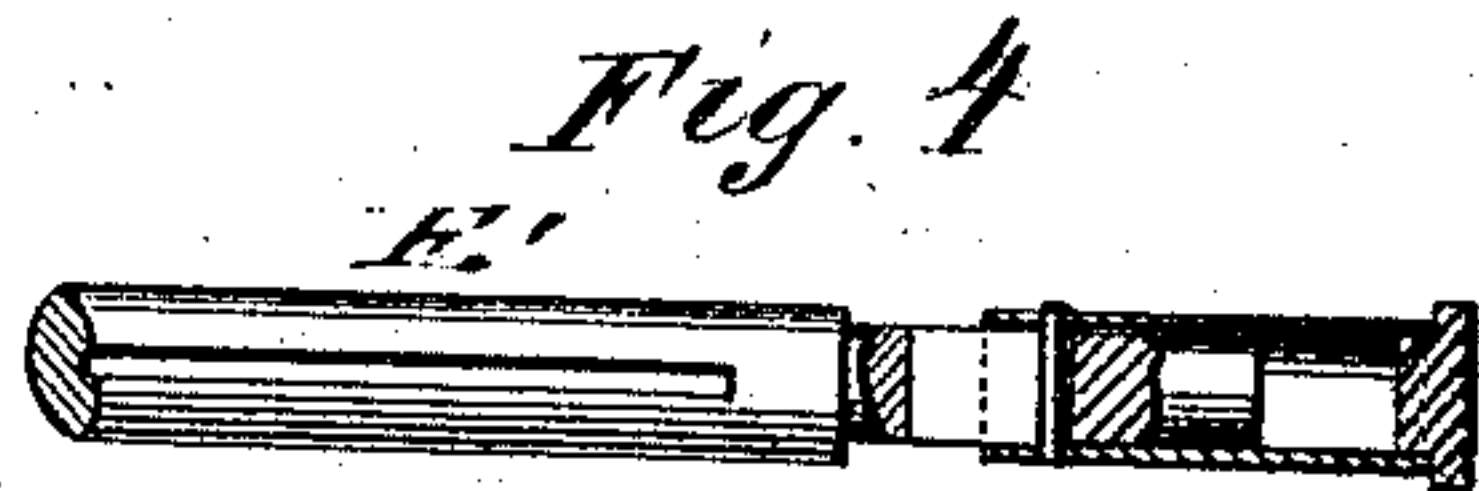
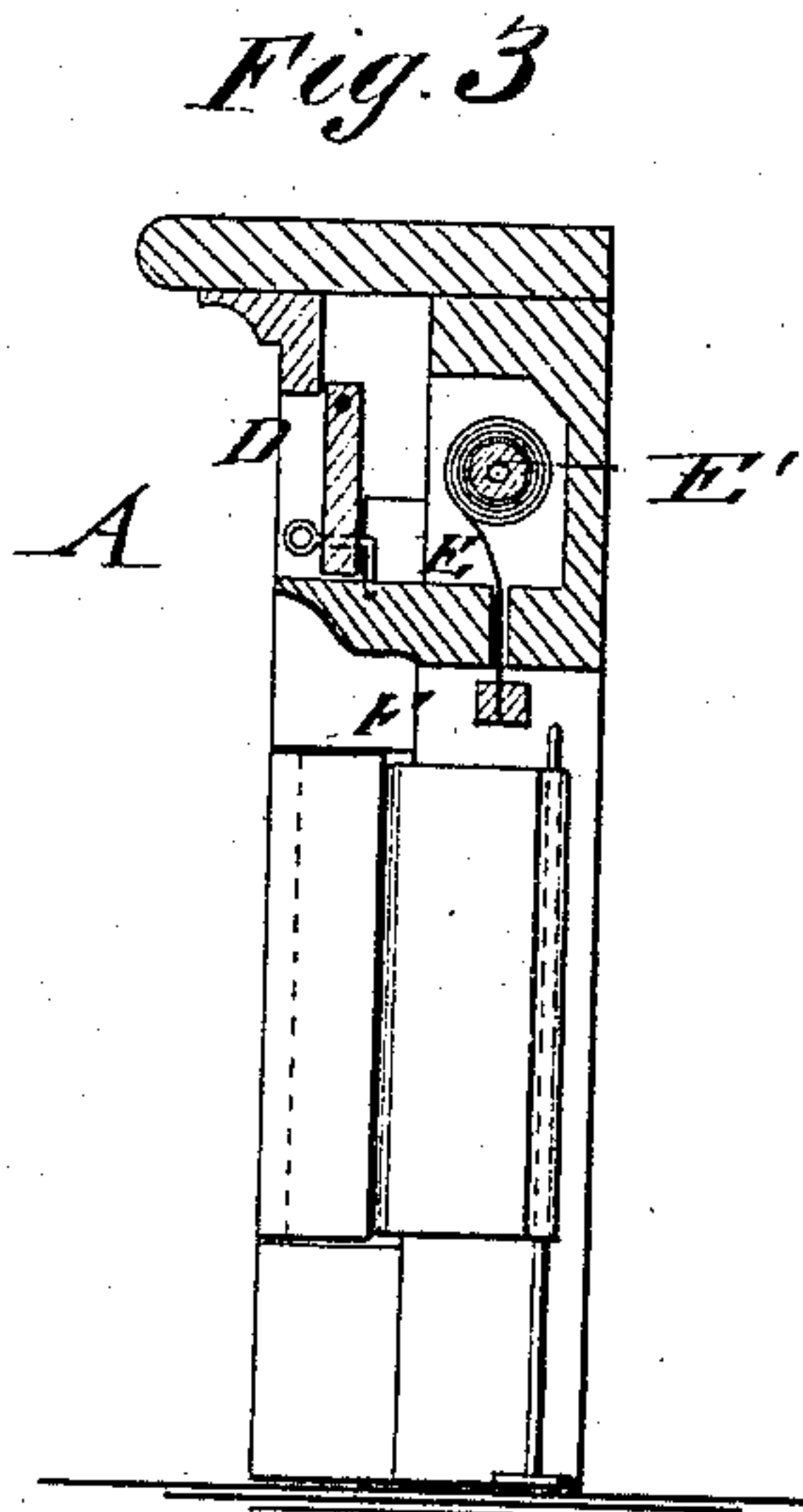
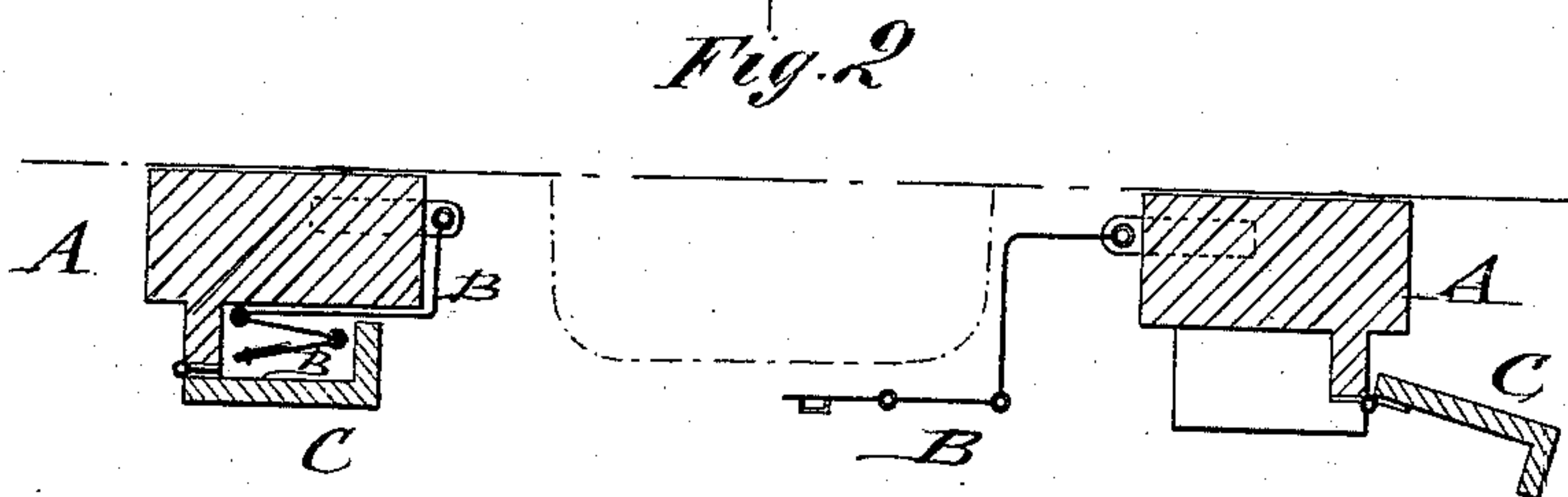
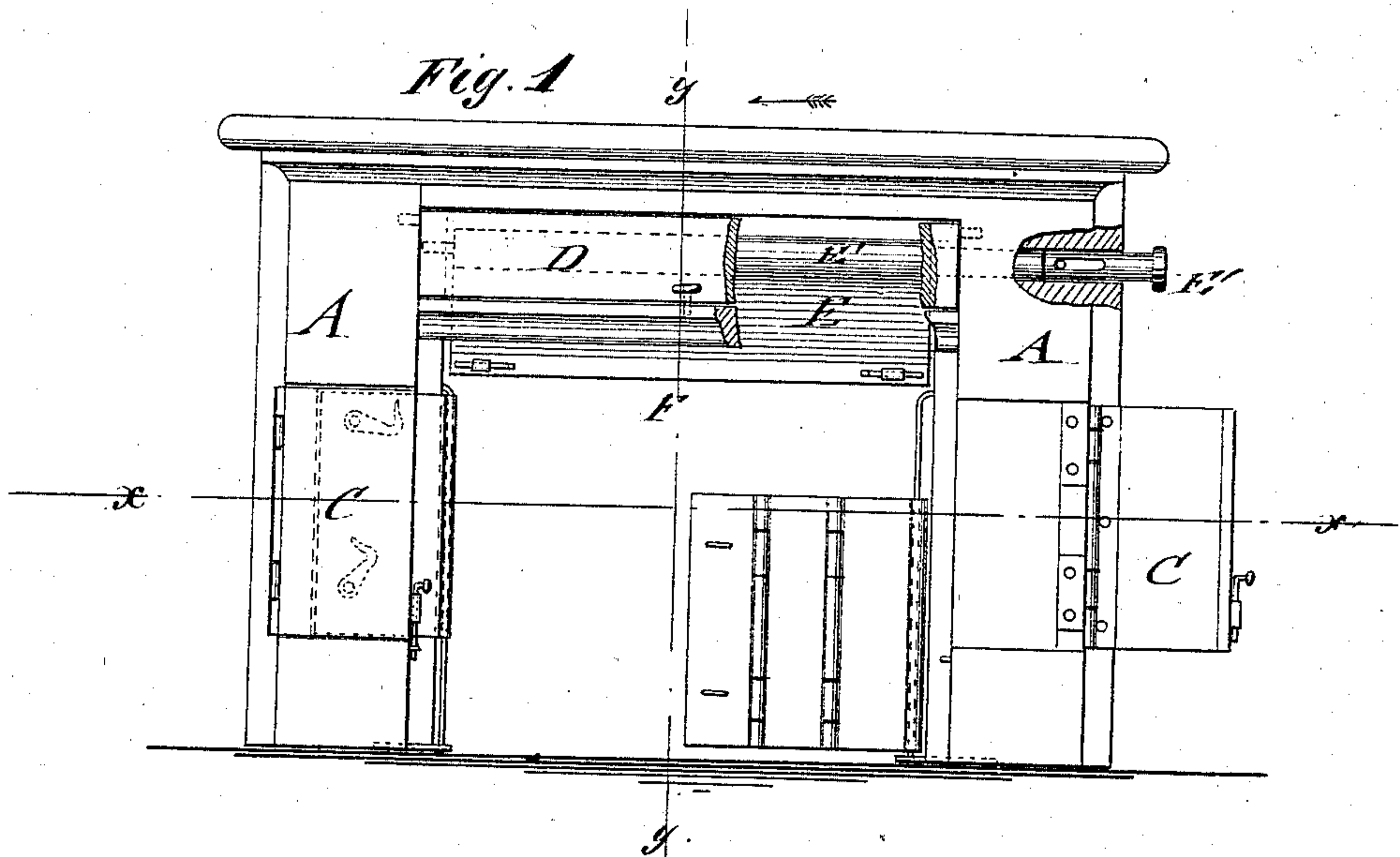


W. C. WILLIAMSON.

FIRE-PLACE SCREEN.

No. 169,876.

Patented Nov. 9, 1875.



WITNESSES:

A. W. Almqvist
A. J. Terry

INVENTOR:

Wm C Williamson
BY *Munn & Co*
ATTORNEYS.

UNITED STATES PATENT OFFICE.

WILLIAM C. WILLIAMSON, OF NEWBERN, TENNESSEE.

IMPROVEMENT IN FIRE-PLACE SCREENS.

Specification forming part of Letters Patent No. **169,876**, dated November 9, 1875; application filed May 8, 1875.

To all whom it may concern:

Be it known that I, WILLIAM C. WILLIAMSON, of Newbern, in the county of Dyer and State of Tennessee, have invented a new and Improved Fire-Place Screen, of which the following is a specification:

In the accompanying drawing, Figure 1 represents a sectional front elevation of my improved mantel-piece; Fig. 2, a horizontal section on the line *x x*, Fig. 1; and Fig. 3, a vertical transverse section of the same on the line *y y*, Fig. 1; and Figs. 4, 5, and 6, respectively, are detail sections of the screen-roller and fender modifications.

Similar letters of reference indicate corresponding parts.

The invention will first be described in connection with drawing, and then pointed out in the claim.

In the drawing, A represents a mantel-piece, to the sides of which are hinged the fender-sections B, either to separately-attached pin-rod or rods set into corner recesses of the sides, or otherwise.

The fender-sections may be made of angular and hinged parts, for being swung sidewise over the recessed sides of the mantel, and inclosed by covering-shutters C, as shown in Figs. 1, 2, and 3; or common angular or straight fender-sections may be employed for kitchen or other purposes, where a cheaper device is desirable, as shown in Figs. 5 and 6.

When the fender-sections are thrown open to inclose the basket they may be connected by hooks and staples or lugs in front of the basket, providing thus a fender of convenient and readily available application.

The upper section of the mantel is made hollow, and provided with a hinged lid, D, which is opened and closed by a suitable locking device. A screen, E, winds upon a roller in the hollow space, and passes through a bottom slot to the fire-place below. The lower end of the screen is attached to an ornamental rod, F, which is locked by bolts and spring-catches to the sides of the mantel when the screen is wound up entirely, so that the bottom rod closes the guide-slot.

The screen-roller is operated by a sliding end piece, (shown in Fig. 4,) which projects at the side of the mantel, and may be drawn out until stopped by a slot and cross-pin of the roller.

The screen may be readily replaced from time to time, as the same gets worn out, by the access furnished to the roller by the hinged door of the mantel-space.

The screen is drawn down to cover the fire-place when not used, and forms thereby a handy attachment to mantels for this purpose.

Fender and screen may be made in plain or ornamental manner, according to the style of mantel to which they are applied.

Having thus described my invention, I claim as new and desire to secure by Letters Patent—

A flexible screen, E, having slotted handle-shaft E' and bottom rod F, as and for the purpose specified.

WILLIAM C. WILLIAMSON.

Witnesses:

SMITH PARKS,
H. M. DICKEY.