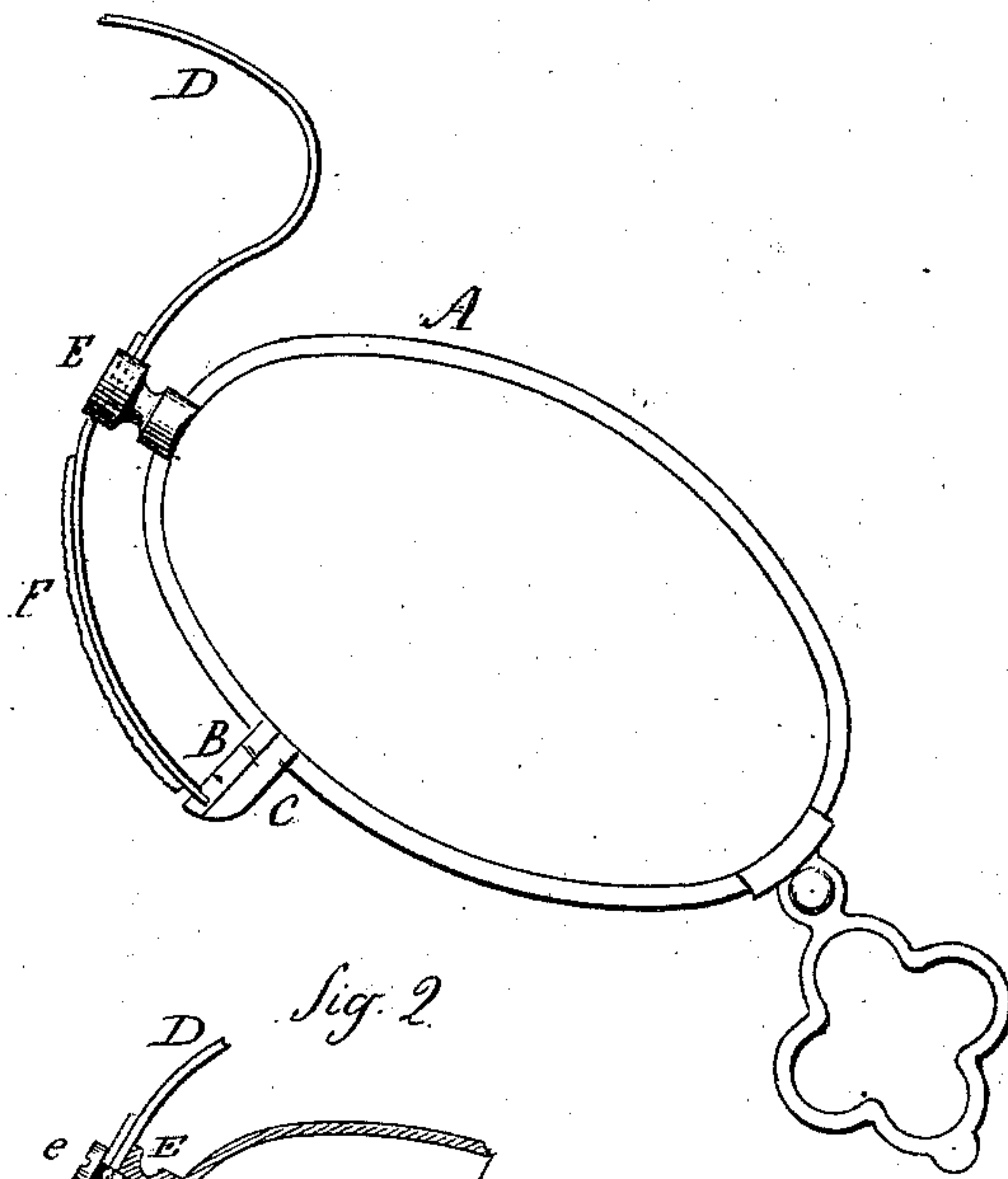


E. WANT.  
EYE-GLASSES.

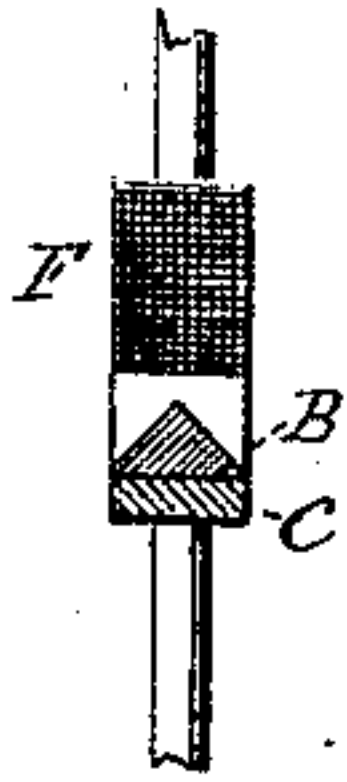
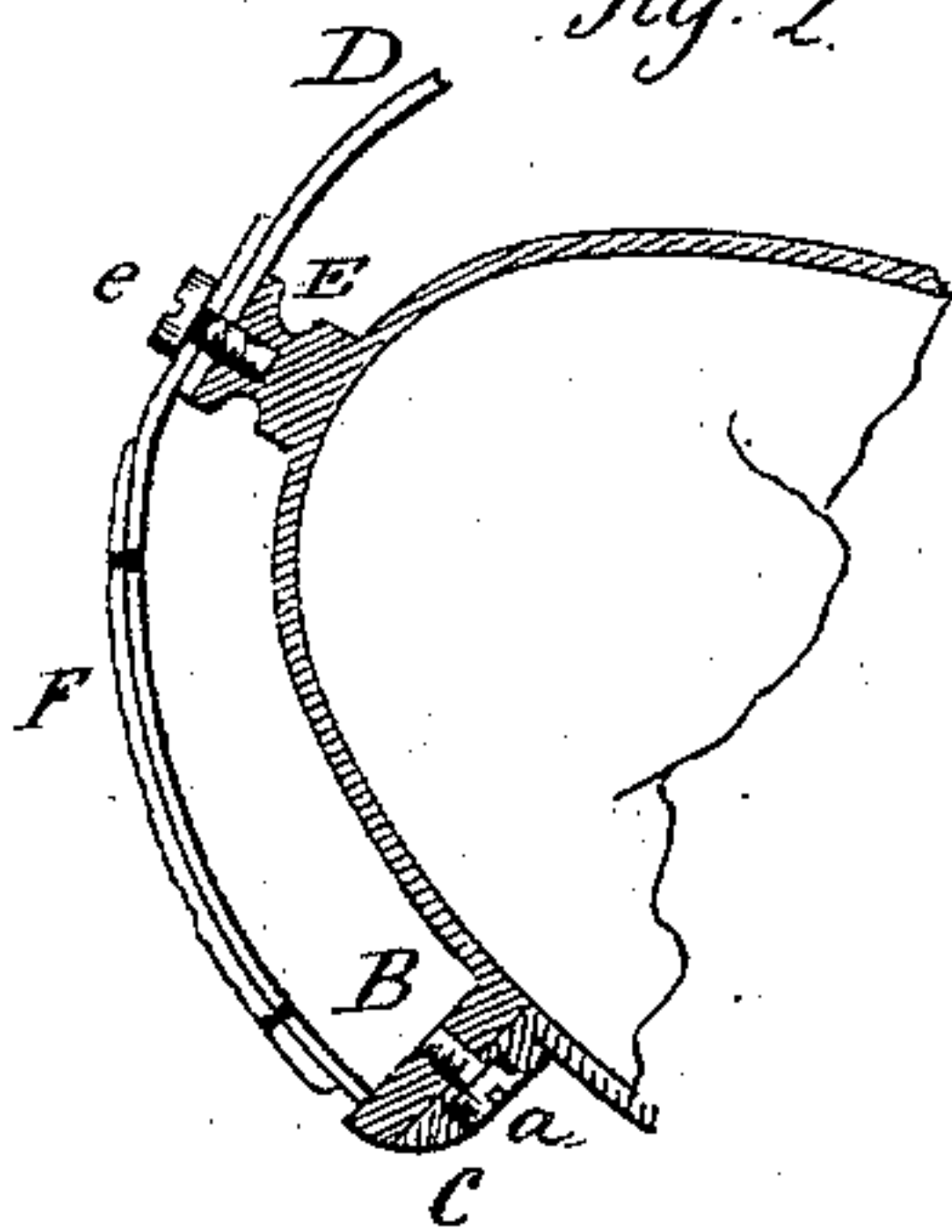
No. 169,868.

Patented Nov. 9, 1875.

*Fig. 1.*



*Fig. 2.*



Witnesses:  
H. Shumway  
Clara Broughton.

Edwin Want  
Inventor  
By atty.  
Wm. S. Earle

# UNITED STATES PATENT OFFICE.

EDWIN WANT, OF NEW HAVEN, CONNECTICUT.

## IMPROVEMENT IN EYEGLASSES.

Specification forming part of Letters Patent No. **169,868**, dated November 9, 1875; application filed June 26, 1875.

*To all whom it may concern:*

Be it known that I, EDWIN WANT, of New Haven, in the county of New Haven and State of Connecticut, have invented a new Improvement in Eyeglasses; and I do hereby declare the following, when taken in connection with the accompanying drawings and the letters of reference marked thereon, to be a full, clear, and exact description of the same, and which said drawings constitute part of this specification, and represent, in—

Figure 1, a front view; Fig. 2, a vertical central section; and in Fig. 3, a transverse section of a portion embodying my improvement.

This invention relates to an improvement in that class of eyeglasses which consist of a pair of bows, with an elastic connection between them to grasp the nose of the wearer, the object being to improve the connection, and lessen the cost of the nose-piece; and the invention consists in making the division in the bow at the lower end of the nose-piece, and attaching the upper end of the nose-piece to the spring-stud, and the lower end to the upper half of the joint, by making a depression in that part of the joint, and a corresponding irregularity in the lower end of the nose-piece, so that when set thereon and secured to the upper end, it will be retained in position, and the additional stud, which is usually employed to attach the nose-piece, and the screw necessary for attaching the spring thereto, are dispensed with.

A is the bow for one eye, bent into any desired form. To one end the piece B is attached, and to the other end the piece C, and the two

secured by the screw *a*, in the usual manner. D is the spring, which is attached to each bow upon a stud, E, in the usual manner, by a screw, *e*. F is the nose-piece, which is preferably faced in the usual manner, its upper end fitted to the stud E, and secured thereto by the same screw *e*, in the usual manner. The lower end of the spring is made of irregular form, (here shown as  $\Lambda$ -shaped,) and upon the upper edge of the piece B a corresponding notch is formed, so that the nose-piece sets down into the said notch, its irregularity preventing any transverse movement, and serves as a means for holding the lower end.

By this construction the brazing of the lower end of the nose-piece, or the screw which secures it, is dispensed with, as also the stud usually employed in the steel bows of glasses for this purpose. If preferred to make the joint in the usual manner, and form an additional stud, a notch of the same character may be formed in this stud; and in that case the brazing and screw are dispensed with. The nose-piece is fitted in this manner at much less expense than by brazing or with a screw.

I claim as my invention—

The nose-piece having the  $\Lambda$  or irregular shape at its lower end, combined with a stud having a corresponding notch for securing the lower end of the nose-piece, substantially as set forth.

EDWIN WANT.

Witnesses:

JOHN E. EARLE,  
J. H. SHUMWAY.