

S. N. DRAKE.

BALE-TIE.

No. 169,789.

Patented Nov. 9, 1875.

Fig. 1.




Fig. 2.

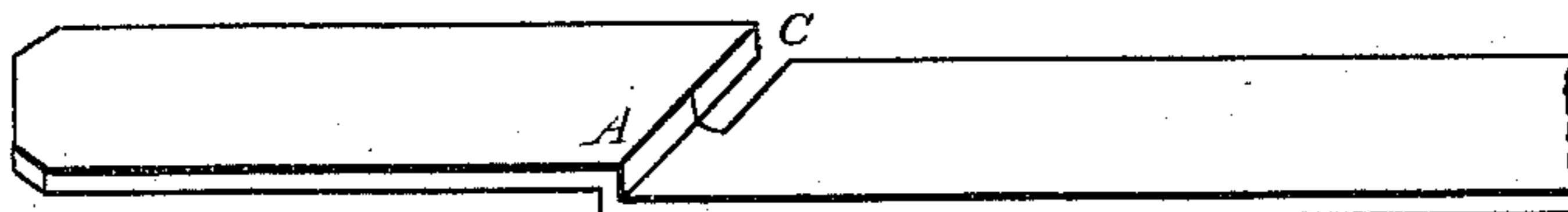



Fig. 3.



WITNESSES
E. H. Bates
S. D. Kame

By

INVENTOR
S. N. Drake.
Chipman & Son
Attorneys

UNITED STATES PATENT OFFICE.

SIMEON N. DRAKE, OF GALVESTON, TEXAS.

IMPROVEMENT IN BALE-TIES.

Specification forming part of Letters Patent No. **169,789**, dated November 9, 1875; application filed July 13, 1875.

To all whom it may concern:

Be it known that I, SIMEON N. DRAKE, of Galveston, Texas, have invented a Double-Lock Tie for Metal Hoops, of which the following is a specification:

Figures 1, 2, and 3 are perspective views of my improved bale-tie.

The object of my invention is to form a double lock-tie for securing the ends of baling-hoops, which cannot become detached or tear and whose outer surface face is flush, thereby rendering it impossible to catch against other packages, and thus be broken or torn off. The method of doing this is to sink a shoulder, A, near each end B B of the hoop, and on a line with the slots C C, as shown in the perspective view, Fig. 2, of the accompanying drawing.

The operation of the double-lock tie is shown more thoroughly in the perspective view of a bale with the hoop and tie on, Fig. 1, and the vertical section, Fig. 3.

The ends B B are slipped into position by means of the slots C C, and each face of the

slots rests against the corresponding shoulders A A of the opposite ends, thus forming a double lock and brace, securing the full strength of the metal and preventing the slots from tearing. The ends B B, being on the inside, next to the merchandise, are held firmly in place, and are prevented from being displaced or catching in other packages, in the course of handling, by this device.

I disclaim the invention of the diagonal slot and its square base, as they are not my invention.

I claim as my invention—

The bale-tie having the shoulder A near each end of the hoop and on a line with the slots C, whereby each face of the slots rests against the corresponding shoulder of the opposite end, the ends being on the inside, forming a double lock and brace, as specified, and for the purpose set forth.

SIMEON N. DRAKE.

Witnesses:

BENJ. DRAKE,
R. H. S. THOMPSON.