

C. DEHLINGER.
VENT-FAUCET.

No. 169,782.

Patented Nov. 9, 1875.

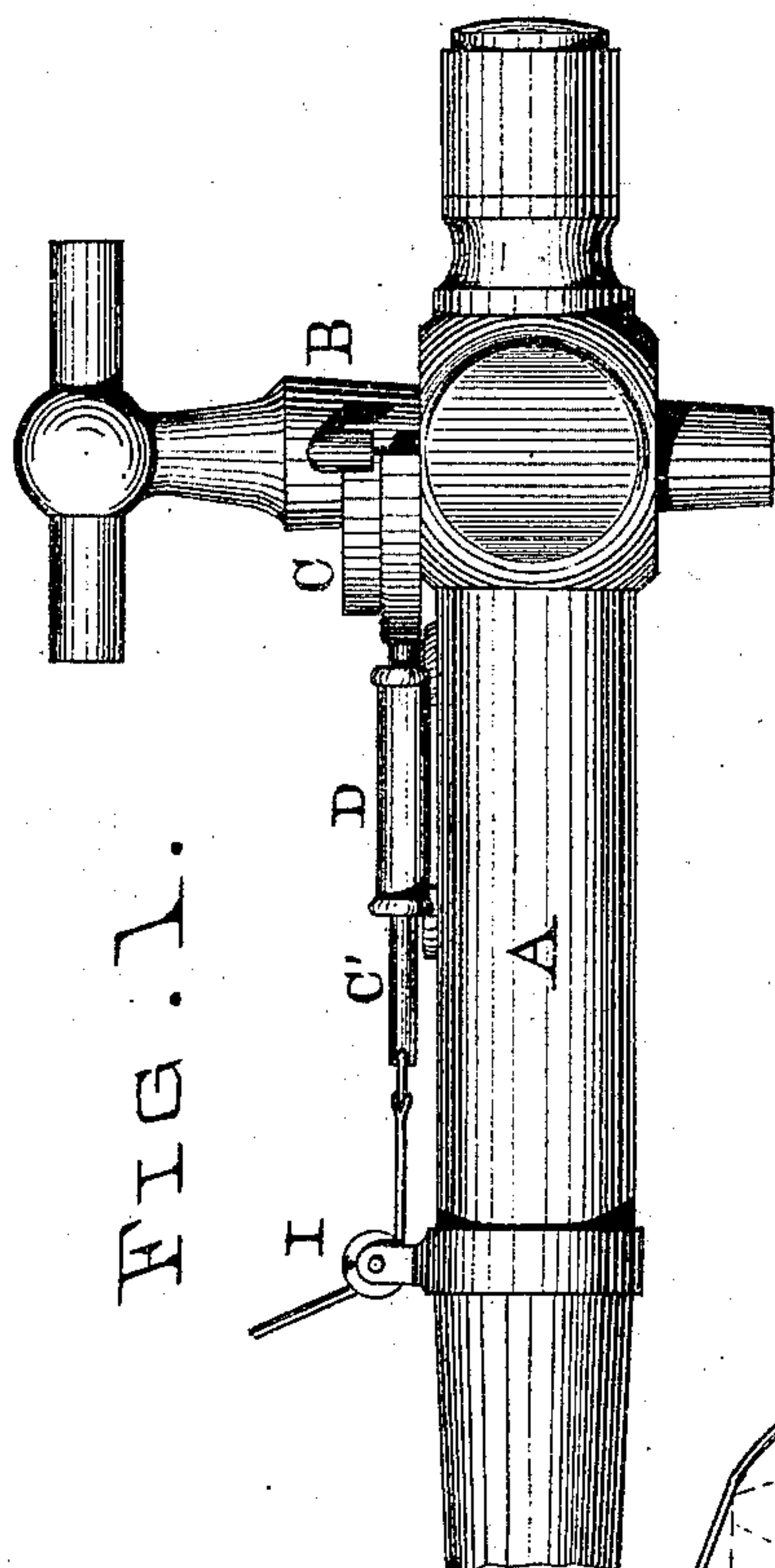


FIG. 1.

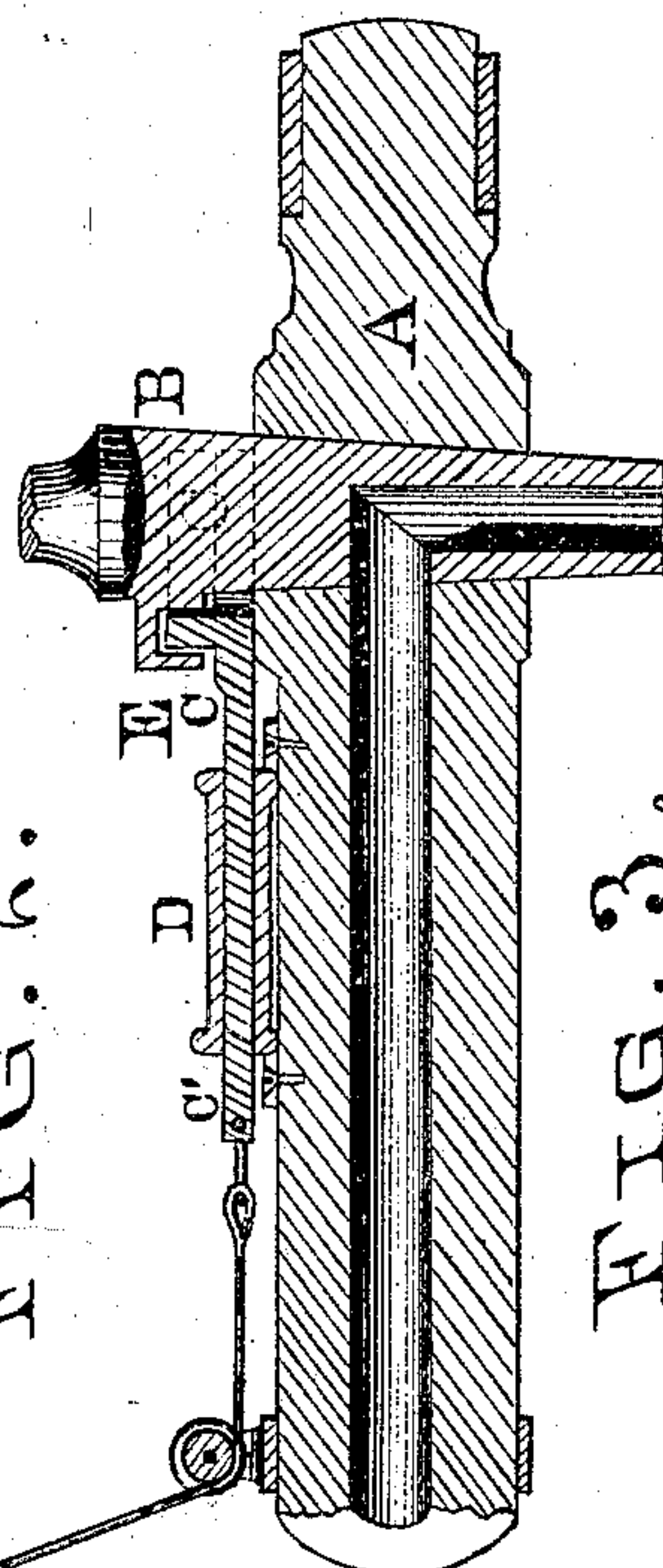


FIG. 2.

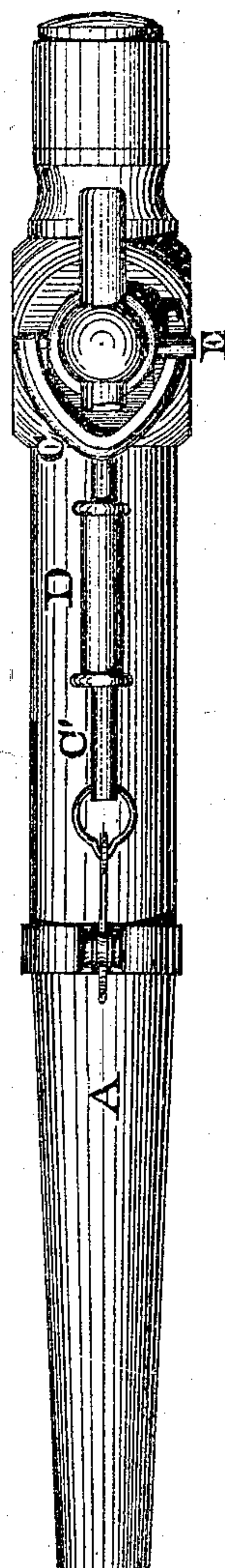
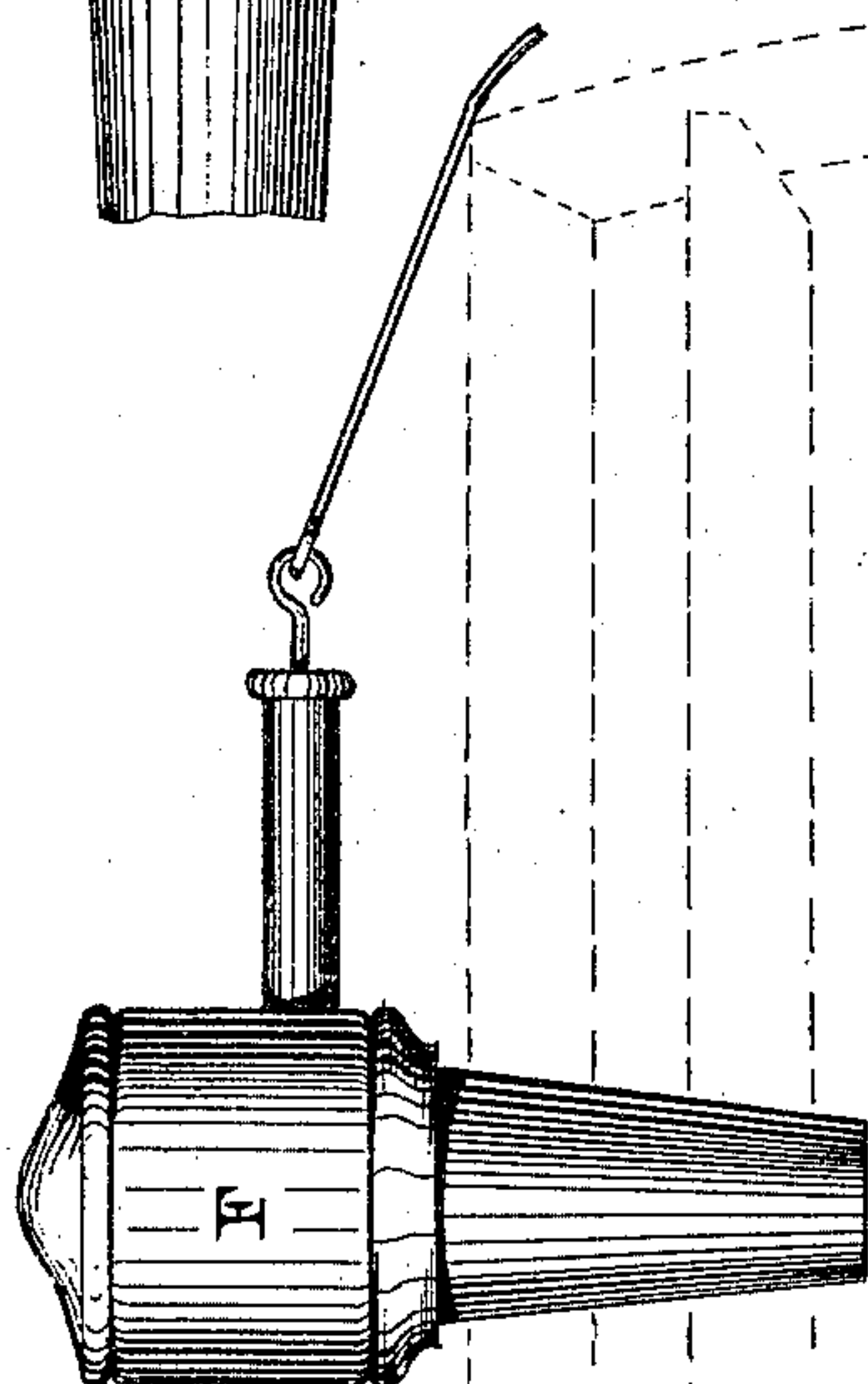


FIG. 3.



WITNESSES:

Frank Hirsch
John B. Edmonde

INVENTOR:

Christ. Dehlinger,
by Michael J. Stark
his Attorney.

UNITED STATES PATENT OFFICE.

CHRISTIAN DEHLINGER, OF BUFFALO, NEW YORK, ASSIGNOR OF ONE-HALF
HIS RIGHT TO FRANK DEHLINGER, OF SAME PLACE.

IMPROVEMENT IN VENT-FAUCETS.

Specification forming part of Letters Patent No. **169,782**, dated November 9, 1875; application filed
October 18, 1875.

To all whom it may concern:

Be it known that I, CHRISTIAN DEHLINGER, of Buffalo, in the county of Erie and State of New York, have invented a Venting-Faucet; and I do hereby declare that the following is a full, clear, and exact description of the same.

This invention relates in general to beer-faucets; and it consists, in combination therewith, of a device for automatically venting the cask from which liquid is drawn. This device is located upon the upper side of the faucet, and it consists of a double cam surrounding the faucet-plug, said cam being operated, by a downwardly-projecting hook on the said plug, in such manner that turning the plug in either direction will draw the cam toward the plug, and thus open the vent-valve in the apex of the cask by means of a string, cord, wire, or the like attached to the said cam and valve.

In order to enable others skilled in the art to which my invention pertains to make and use the same, I shall proceed to describe its particulars, thereby referring to the accompanying sheet of drawings, which illustrates my invention more fully, and in which—

Figure 1 is a front elevation of the faucet. Fig. 2 is a longitudinal vertical section, and Fig. 3 a plan of the same.

Similar parts in the various figures are designated with corresponding letters.

A is the faucet-body, and B the plug of a common faucet, of either wood or metal. Upon the upper side I locate a cam, C, consisting of a curved bifurcated casting, surrounding the said plug B, and having a shank, C', sliding within a guide or socket, D. This cam is operated by a projecting, downwardly-bent hook, E, attached to the plug B in such position as to be in one line with the discharge side

opening in the said plug. The cam C is connected with the vent F by a string, cord, wire, or the like passing over a guide-pulley, as clearly indicated in the various figures.

The operation of my device is as follows: The faucet and vent being properly inserted in the cask, the cam is connected with the valve-rod of the vent by a string or the like. If, now, the plug is turned in either direction, the hook E will engage with the cam C and draw the same toward the plug, the various parts taking the position illustrated in Fig. 2. Thus the cask is automatically vented, and the liquor will discharge through the faucet, while, as soon as the discharge is interrupted by turning the key or plug to its original position, the cam will have receded to its starting-point and the vent will be closed. A spring acting upon the valve in the vent-tube assists in this operation.

The cam and its socket may be made of either tinned or galvanized iron, brass, or the like, and may be plated with nickel, silver, &c., if desired.

Having thus fully described my invention, I desire to secure to me by Letters Patent of the United States—

1. In an automatically-venting beer-faucet, the combination, with the plug B, having the downwardly-projecting hook E, of the cam C, substantially as described.

2. The combination, with the faucet A, of the plug B, having the hook E, cam C, having the shank C', socket D, and the guide-pulley I, substantially as described, for the use and purpose set forth.

CHRISTIAN DEHLINGER.

Witnesses:

MICHAEL J. STARK,
FRANK HIRSCH.