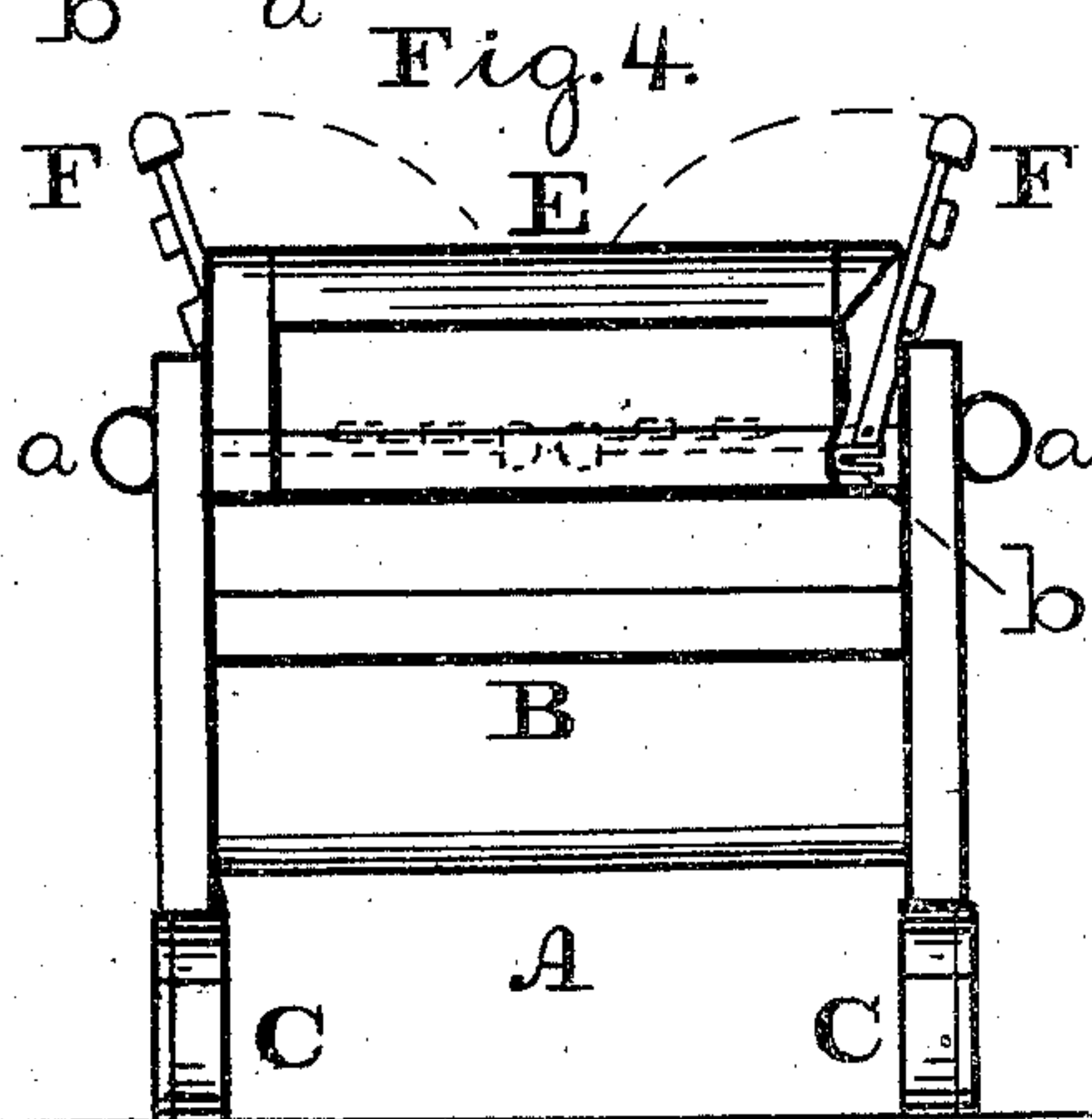
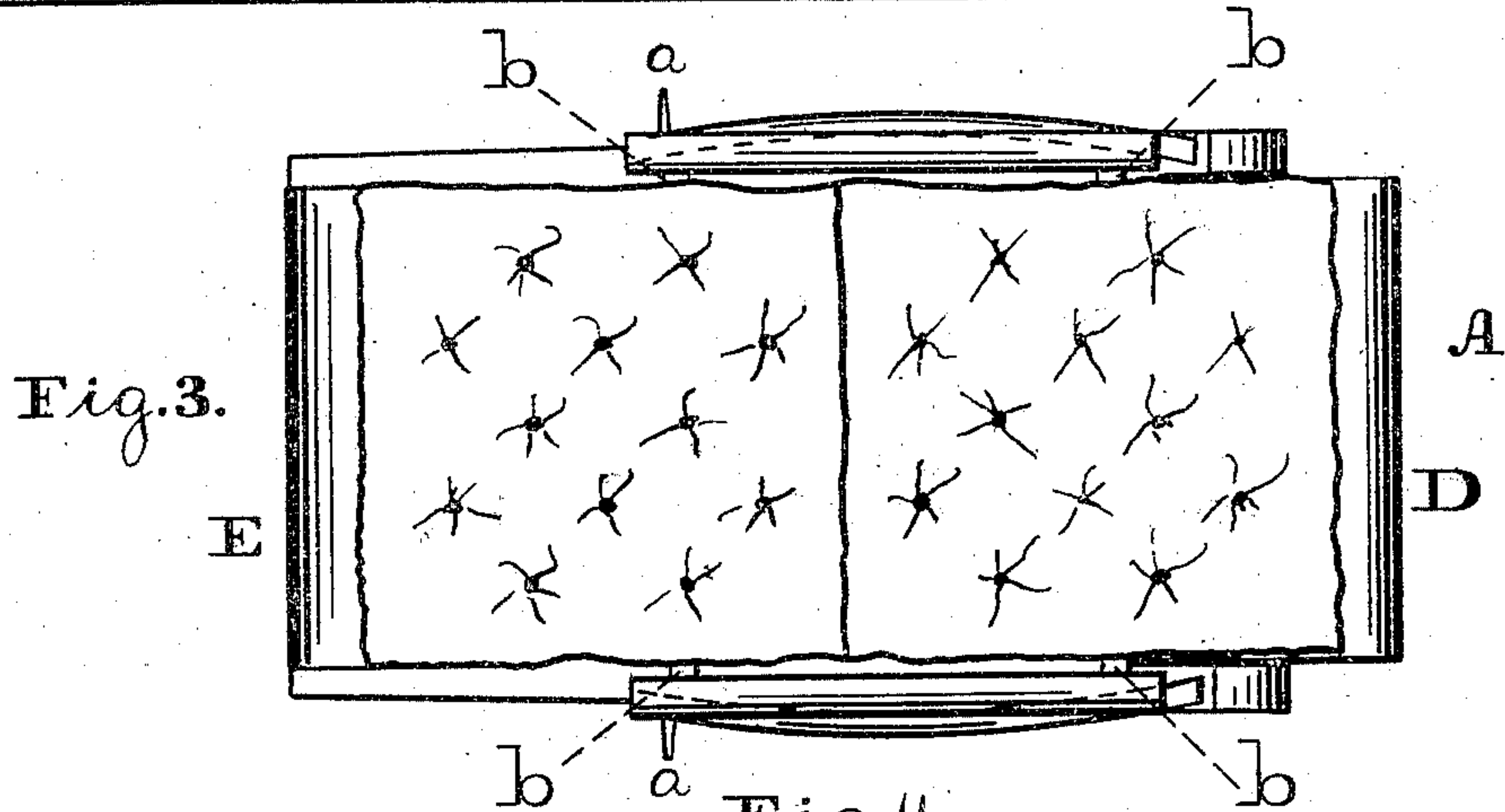
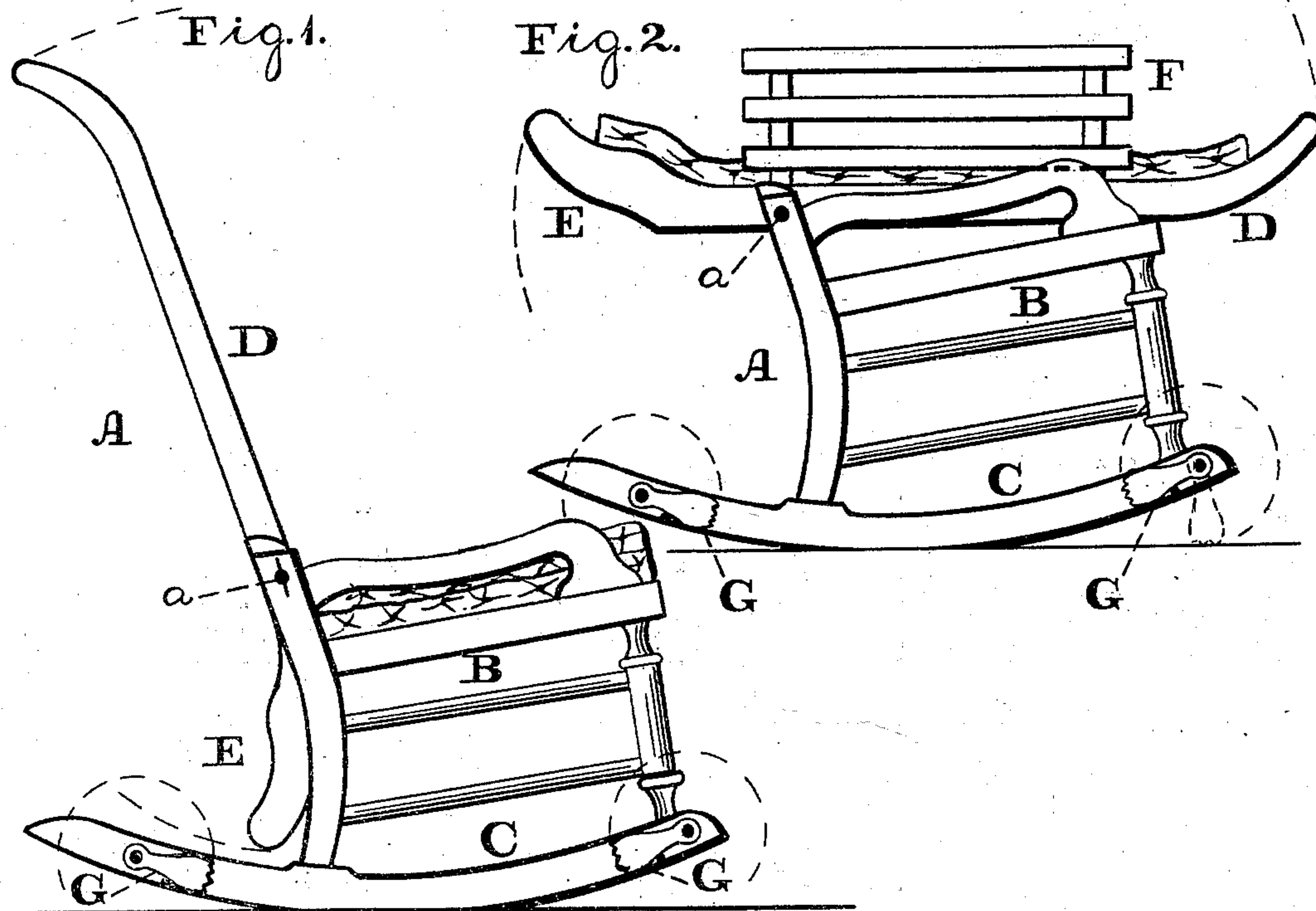


C. N. CADWALLADER.

CONVERTIBLE CHAIR

No. 169,772.

Patented Nov. 9, 1875.



Witnesses:  
Lewis, F. Brou,  
No. P. Grant.

Inventor:  
C. N. Cadwallader,  
by  
John A. Diederichsen  
Att'y



# UNITED STATES PATENT OFFICE.

CHARLES N. CADWALLADER, OF PHILADELPHIA, PENNSYLVANIA.

## IMPROVEMENTS IN CONVERTIBLE CHAIRS.

Specification forming part of Letters Patent No. **169,772**, dated November 9, 1875; application filed September 16, 1875.

*To all whom it may concern:*

Be it known that I, CHARLES N. CADWALLADER, of the city and county of Philadelphia and State of Pennsylvania, have invented a new and useful Improvement in a Combined Rocking-Chair, Cradle, and Crib; and I do hereby declare the following to be a clear and exact description of the nature thereof, sufficient to enable others skilled in the art to which my invention appertains to fully understand, make, and use the same, reference being had to the accompanying drawings making part of this specification, in which—

Figure 1 is a side view of a rocking-chair embodying my invention. Fig. 2 is a similar view, showing the same converted into a cradle. Fig. 3 is a top view of Fig. 2, and Fig. 4 is a rear view thereof.

Similar letters of reference indicate corresponding parts in the several figures.

My invention has for its object the conversion of a rocking-chair into a cradle or crib; and it consists in so hinging the back of the chair that it may be swung forward on the seat thereof, and thus utilized as the body of the cradle, said back having its rear face spaced or hollowed so as to form the bed of the crib. It also consists in constructing the back of the chair with hinged guards or pieces, which form the sides of the cradle.

Referring to the drawings, A represents a rocking-chair, of which B is the seat, C the rockers, and D the back. The back D is hinged or jointed, as at *a*, to the side pieces or frame of the chair, and is adapted to swing forward, so to occupy a horizontal or somewhat horizontal position over or on the seat B. E represents an extension of the back below its axis *a*, and said extension, when the back is upright, has a bearing against the rear of the chair-frame, the rear round or other suitable stops, whereby the axial motion of the back is limited to the front. On the rear of the back, to the uprights thereof, there are hinged frames or pieces F, which are adapted to fold in the rear space of the back between the uprights, and to be unfolded so as to stand out therefrom. In or-

der to hold the frames or pieces when open or unfolded, I apply to the hinges or joints thereof springs *b*, which bear against the hinges, and serve to prevent accidental closing of the frames. To the front and rear ends of the rockers I secure arms G, which are hinged to the rockers, and adapted to be swung downward so as to bear against the floor for staying the operation of the rockers, or rendering them immovable, and imparting a horizontal direction to the back when folded over or on the seat.

The operation is as follows: The rocking-chair will render service as usually; but when it is desired to convert the same into a cradle, the back D is swung forward so as to fold on the seat B, and thus be supported by the latter. Then unfold the guard frames or pieces F, and thus there is produced the body of a cradle whose rockers are the rockers of the chair.

If rocking of the child is undesirable or objectionable the arms G will be swung from their state of rest so as to bear on the floor, and thus the rockers are rendered immovable, whereby the converted body possesses the features and advantages of a crib.

In order to reproduce the rocking-chair, the arms C will be thrown up on the supporting-pins *c*, and the back swung upward and rearward to its normal position.

The rear face of the back may be upholstered to constitute a mattress for the body of the cradle or crib; but the seat of the rocking-chair may be provided with a folding cushion, which will be opened to occupy the rear space of the back in lieu of upholstery.

The axis *a* of the back may consist of a screw on each side, which, when tightened, will render said axis rigid, and prevent unintentional movement of the back.

The arm-rests of the chair may be made sufficiently high to act as guards, similarly to the frames or pieces F.

Having thus described my invention, what I claim as new, and desire to secure by Letters Patent, is—

1. The combined rocking-chair and rocking cradle, the same consisting of a rocking-

chair, A, having hinged back D, which has an extension, E, below the axis *a*, and a space or hollow in its rear face, substantially as and for the purpose set forth.

2. The combination, with the hinged back of a chair, of guards F at the side of said back, substantially as and for the purpose set forth.

3. The springs *b*, in combination with the side guards F, substantially as and for the purpose set forth.

CHARLES N. CADWALLADER.

Witnesses:

JOHN A. WIEDERSHEIM,  
LEWIS F. BROUS.