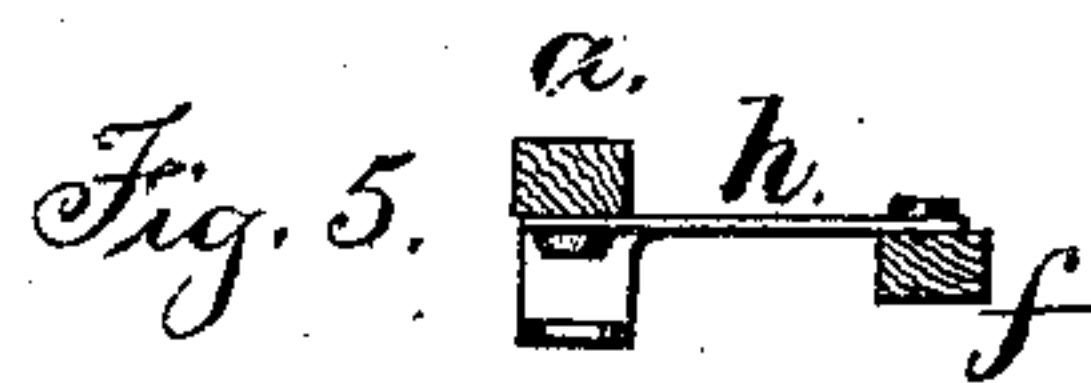
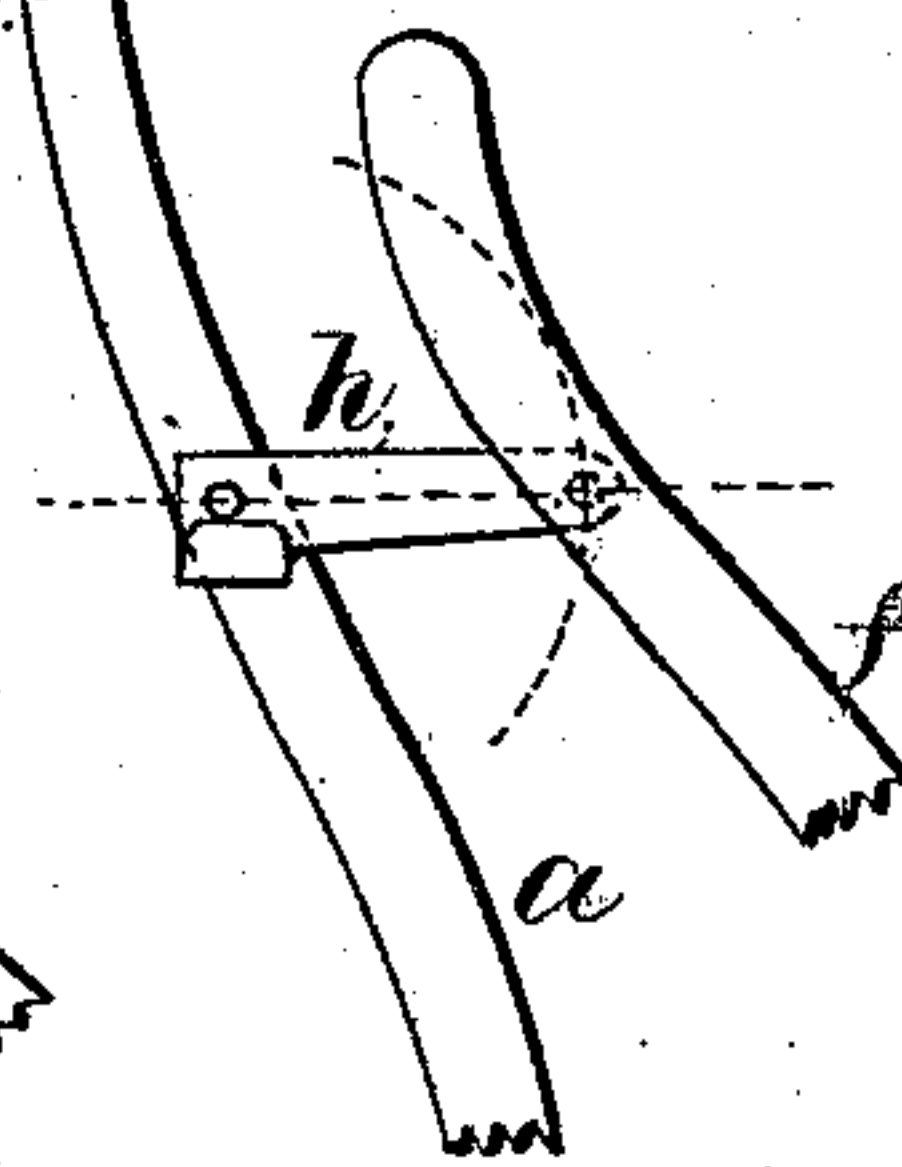
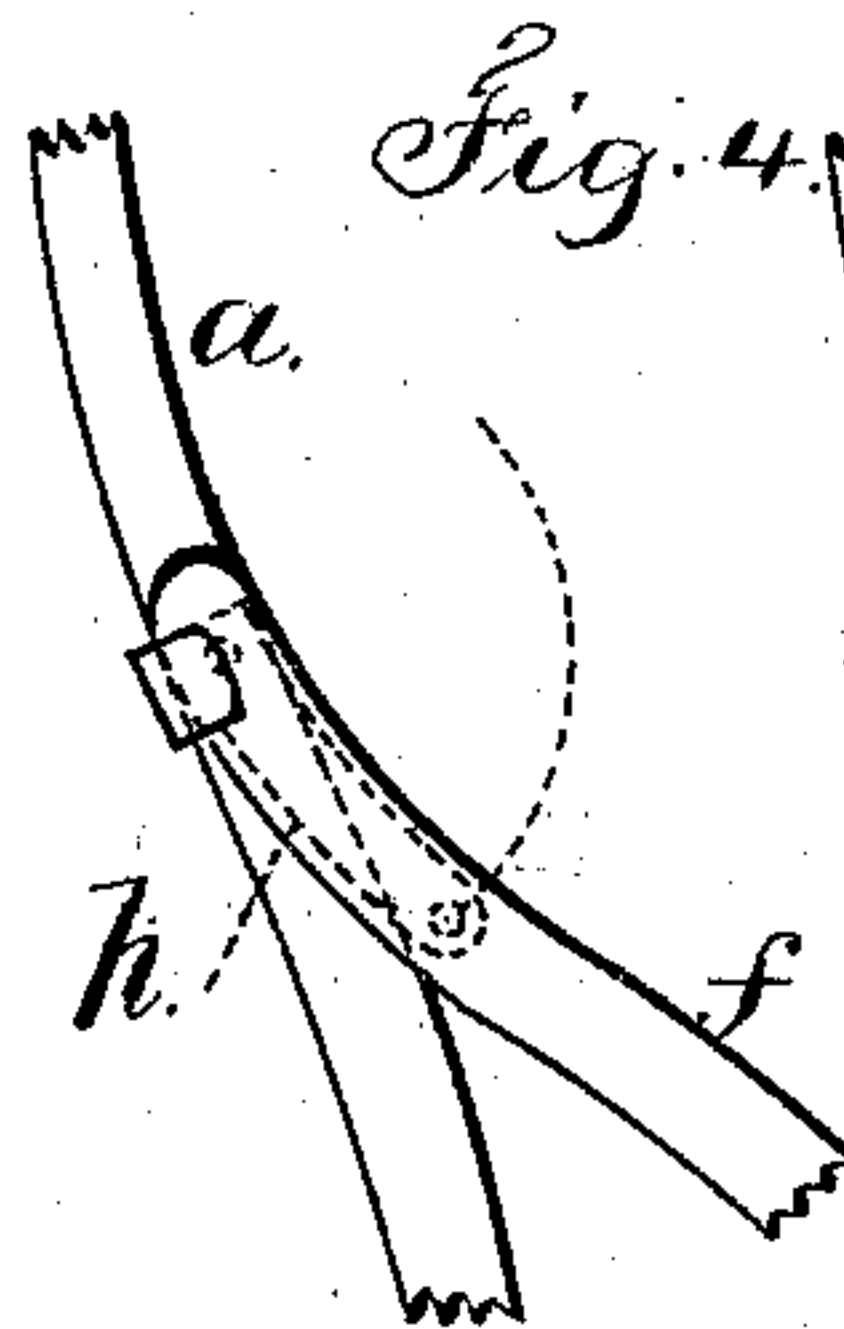
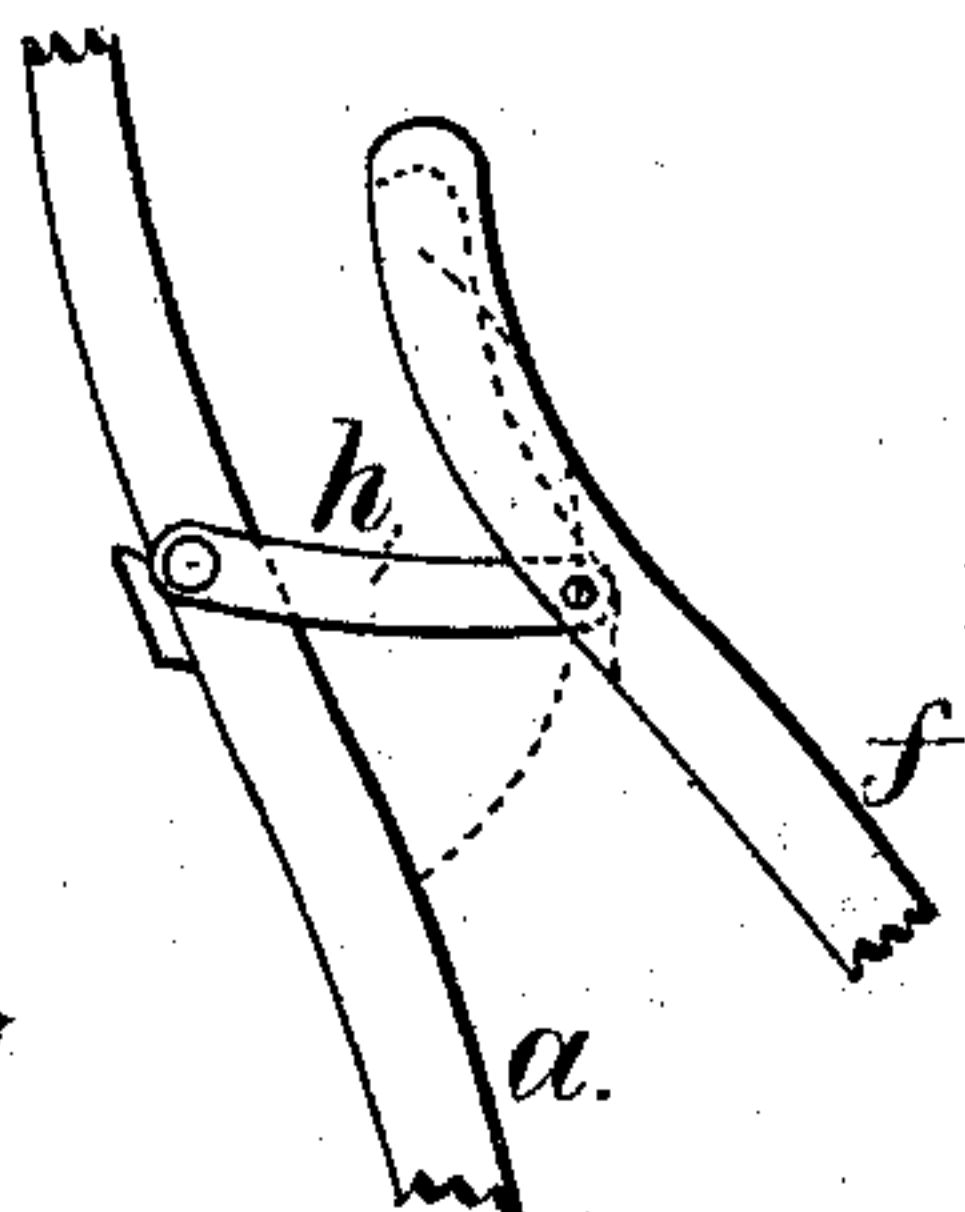
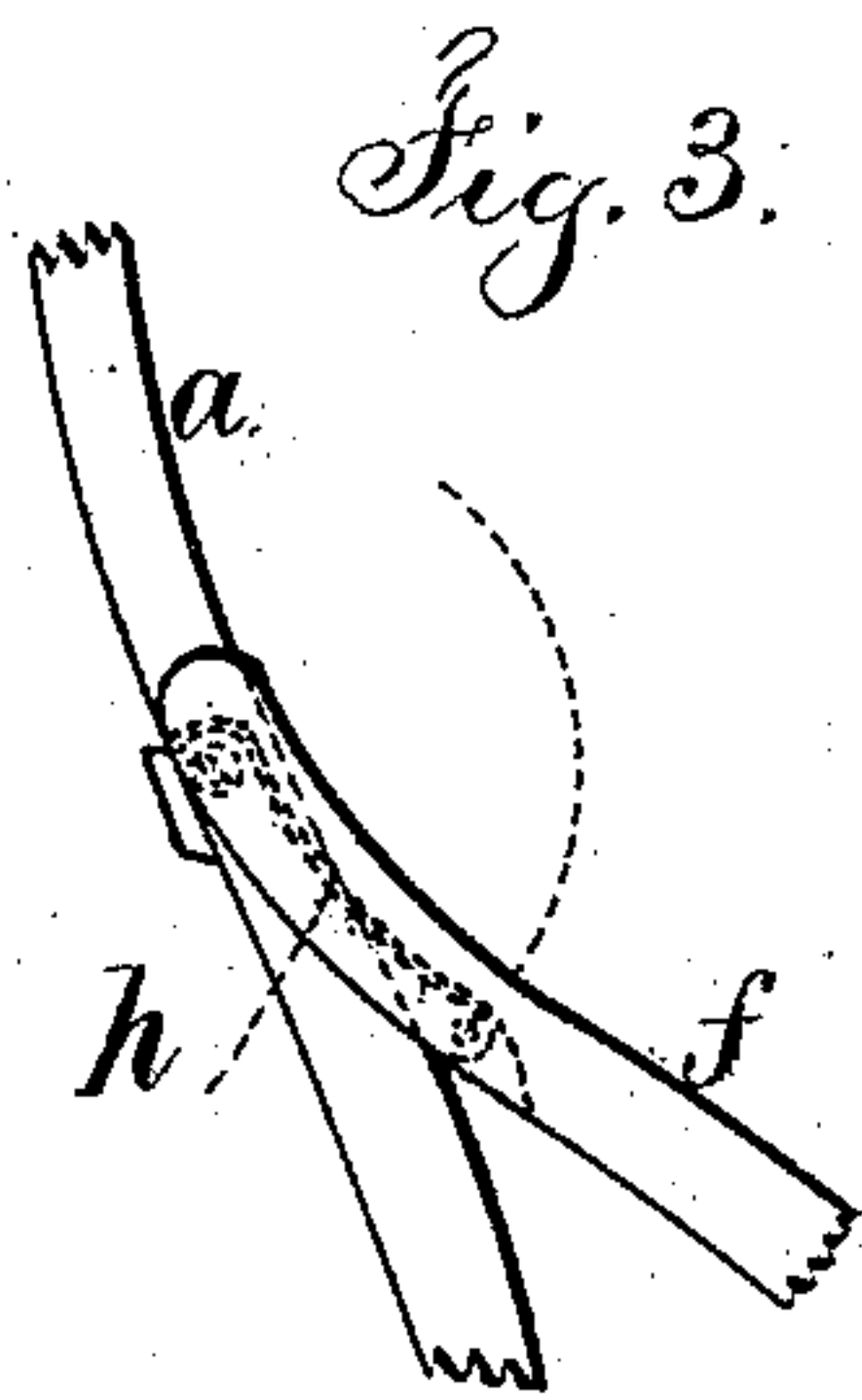
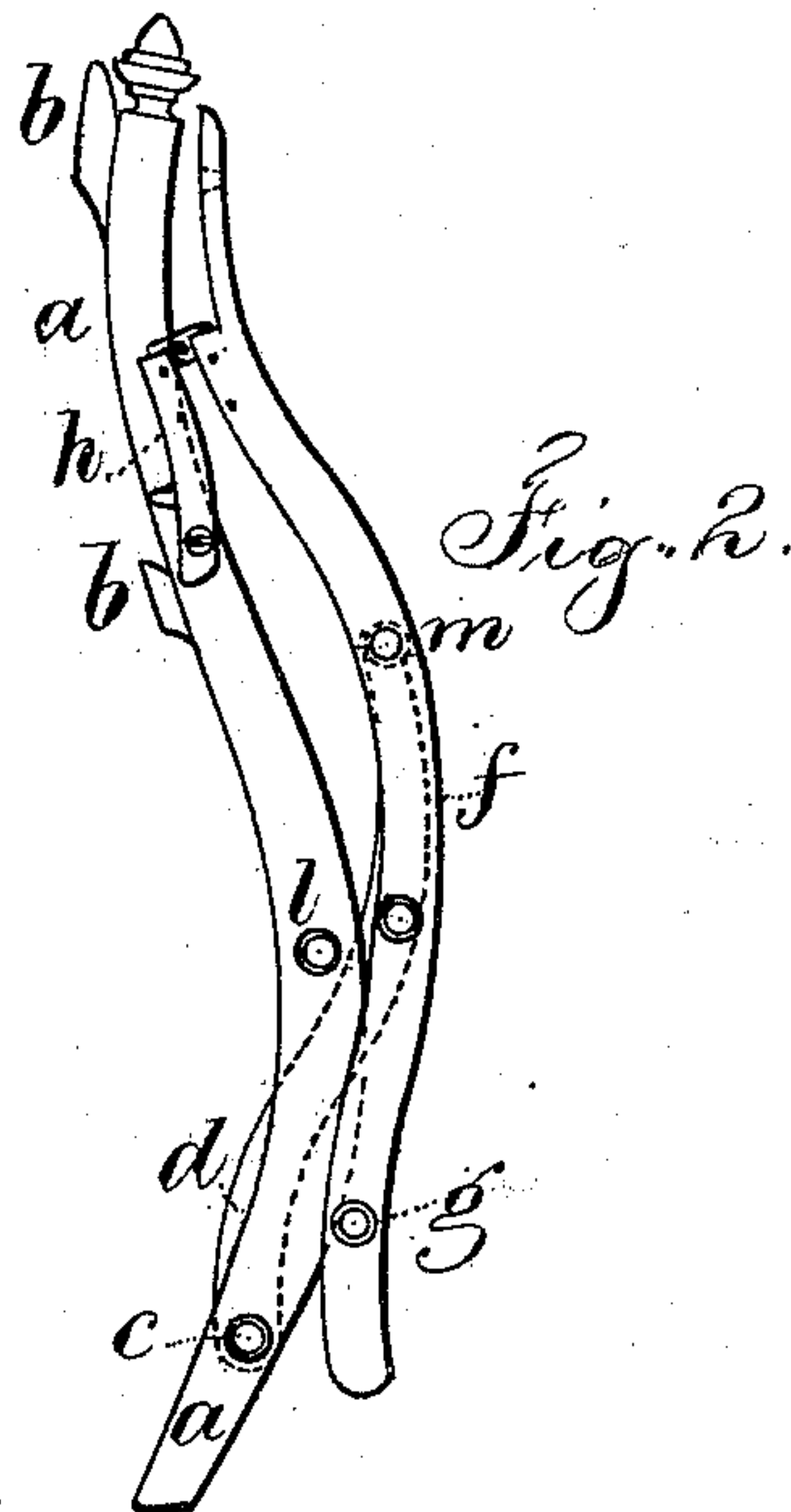
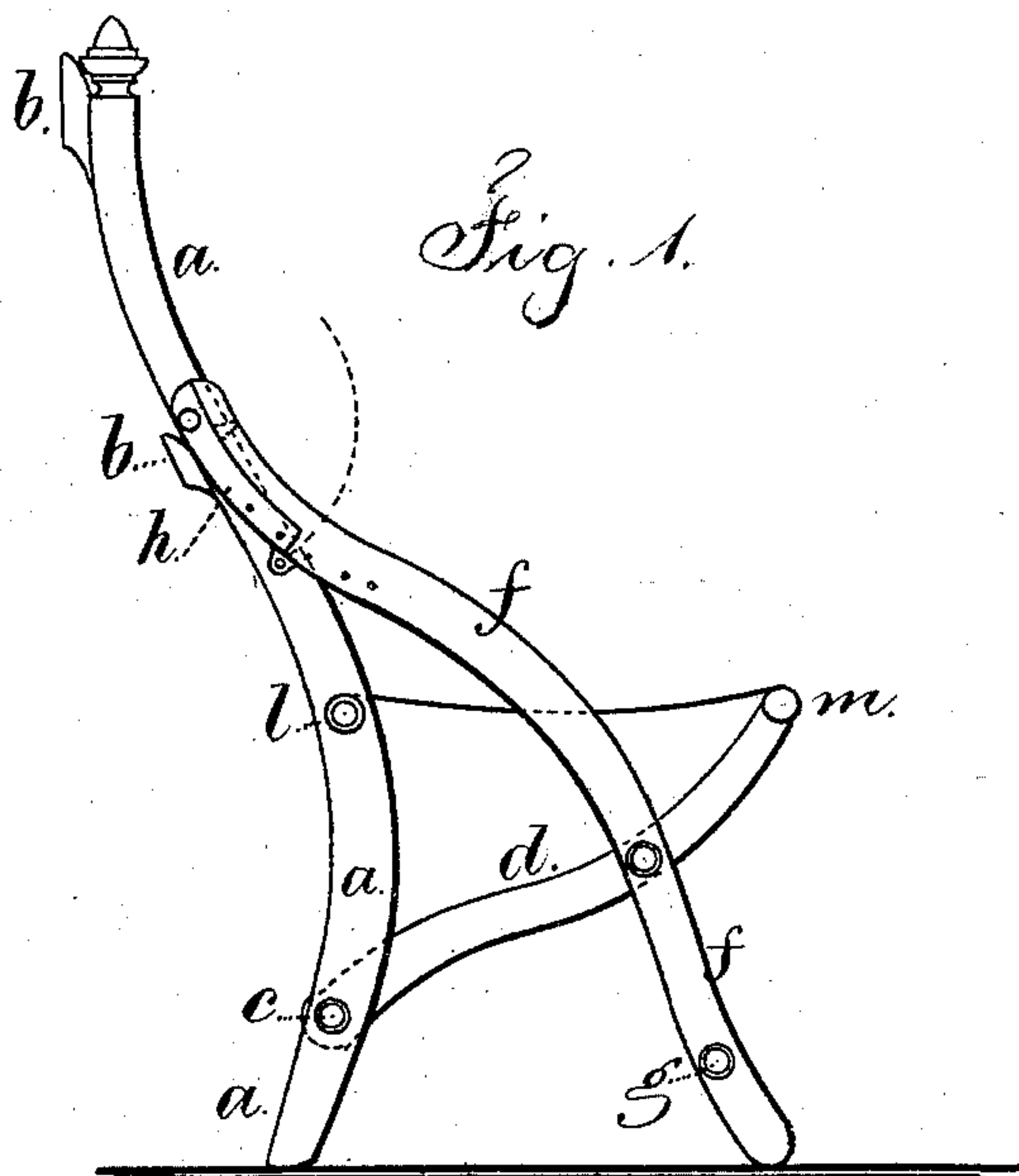


J. E. WAKEFIELD.  
FOLDING-CHAIR.

No. 169,748.

Patented Nov. 9, 1875.



Witnesses,  
Charles Smith  
Harold Terrell

Inventor  
John E. Wakefield  
per Lemuel W. Terrell atty.

# UNITED STATES PATENT OFFICE.

JOHN E. WAKEFIELD, OF WORCESTER, MASSACHUSETTS, ASSIGNOR TO  
EDWARD W. VAILL, OF SAME PLACE.

## IMPROVEMENT IN FOLDING CHAIRS.

Specification forming part of Letters Patent No. **169,748**, dated November 9, 1875; application filed April 6, 1875.

### CASE No. 2.

*To all whom it may concern:*

Be it known that I, JOHN E. WAKEFIELD, of Worcester, in the State of Massachusetts, have invented an Improvement in Folding Chairs, of which the following is a specification:

This improvement is made for the purpose of facilitating the folding of the chair into a small compass for transportation.

Chairs have been made with a back-frame, to which the seat has been connected, and with front legs hinged or pivoted to such back-frame. In my present invention I make use of the back-frame and pivoted front legs that are extended up to form arm-pieces, and I connect the arm-pieces and back by links that swing as the chair is folded.

In the drawing, Figure 1 is a side view of the chair as unfolded for use. Fig. 2 is a similar view with the parts folded; and Fig. 3 is a modification in the construction of the link-joint for the arms.

The back-frame is made of the legs *a a*, extending up to form the side pieces of the back, and connected by the cross-pieces or stretchers *b* and *c*, and these may be ornamental and curved in the portion of the frame forming the back. The seat arms or braces *d d* are connected at their back ends to the legs *a*, either by screws or pivots, or by the stretcher *c*, as in Fig. 1, so that said braces will fold toward the back by turning upon such point of attachment. The front legs *f* are connected to the seat-braces by pivots, so as to turn at such point of attachment as the chair is folded, and the lower portions of the legs *f* are preferably strengthened by the connecting-stretcher *g*. The upper portions of the legs *f* form the arm-pieces. Such arm-pieces are not

pivoted to the back-frame, for that would prevent the chair folding; but the link *h* is applied to each arm, and this link is pivoted at one end to the side piece *a* of the back, and at the other end to the arm *f*. This link *h* may be of wood, as shown in Figs. 1 and 2, the same being a half of the arm, so that the parts rest upon each other when the chair is in use; or else a metal plate may form such link, as in Figs. 4 and 5, with a flanged rest for the upper end of the arm; or the arm *f* may be slotted at the under side, into which the said link *h* passes, as shown in Fig. 3, when the chair is in use.

The seat may be a rigid frame, hinged at the back to the back legs *a*, and resting at the front upon the outer ends of the seat-braces *d*; but generally the seat will be flexible, and stretched between the cross-rail *l* at the back and the rail *m* at the ends of the seat-arms *d*.

I claim as my invention—

1. The folding chair composed of the back-frame *a b*, swinging seat-braces *d*, front legs *f*, and links *h*, pivoted to the back end to the upper portions of the front legs *f* that extend up and form the arms, as and for the purposes specified.

2. In combination with a folding chair, the links *h*, pivoted to the back and to the arm-pieces, and constructed and arranged substantially as set forth, so that the links swing upon both of the pivots, and fold between the back and arm pieces, as specified.

Signed by me this 24th day of March, 1875.

JOHN E. WAKEFIELD.

Witnesses:

H. L. PARKER,  
A. PRENTISS.