

H. FICK.

GLOBE-ATTACHMENT TO CLOCKS.

No. 169,687.

Patented Nov. 9, 1875.

Fig. 1

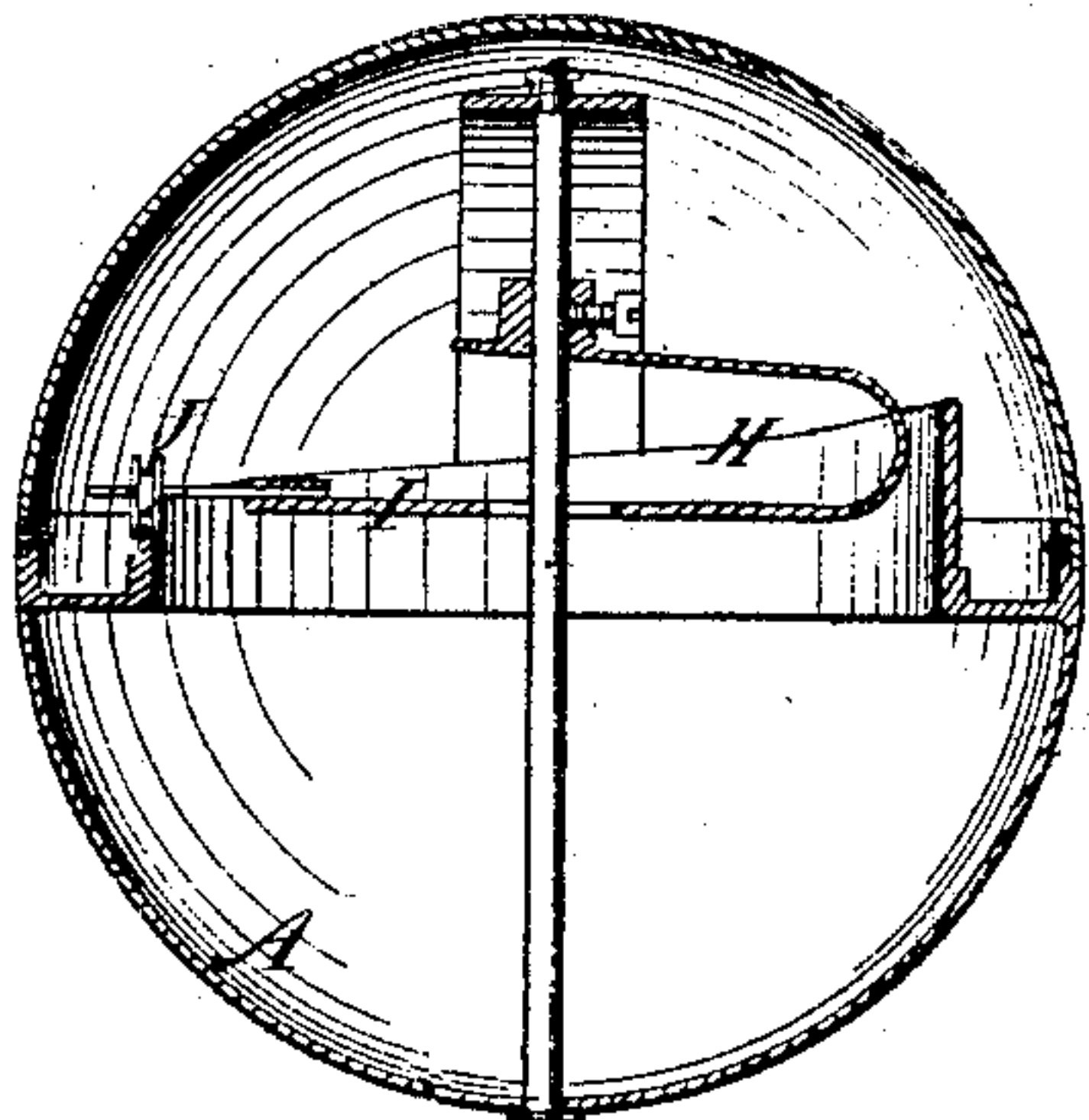


Fig. 4

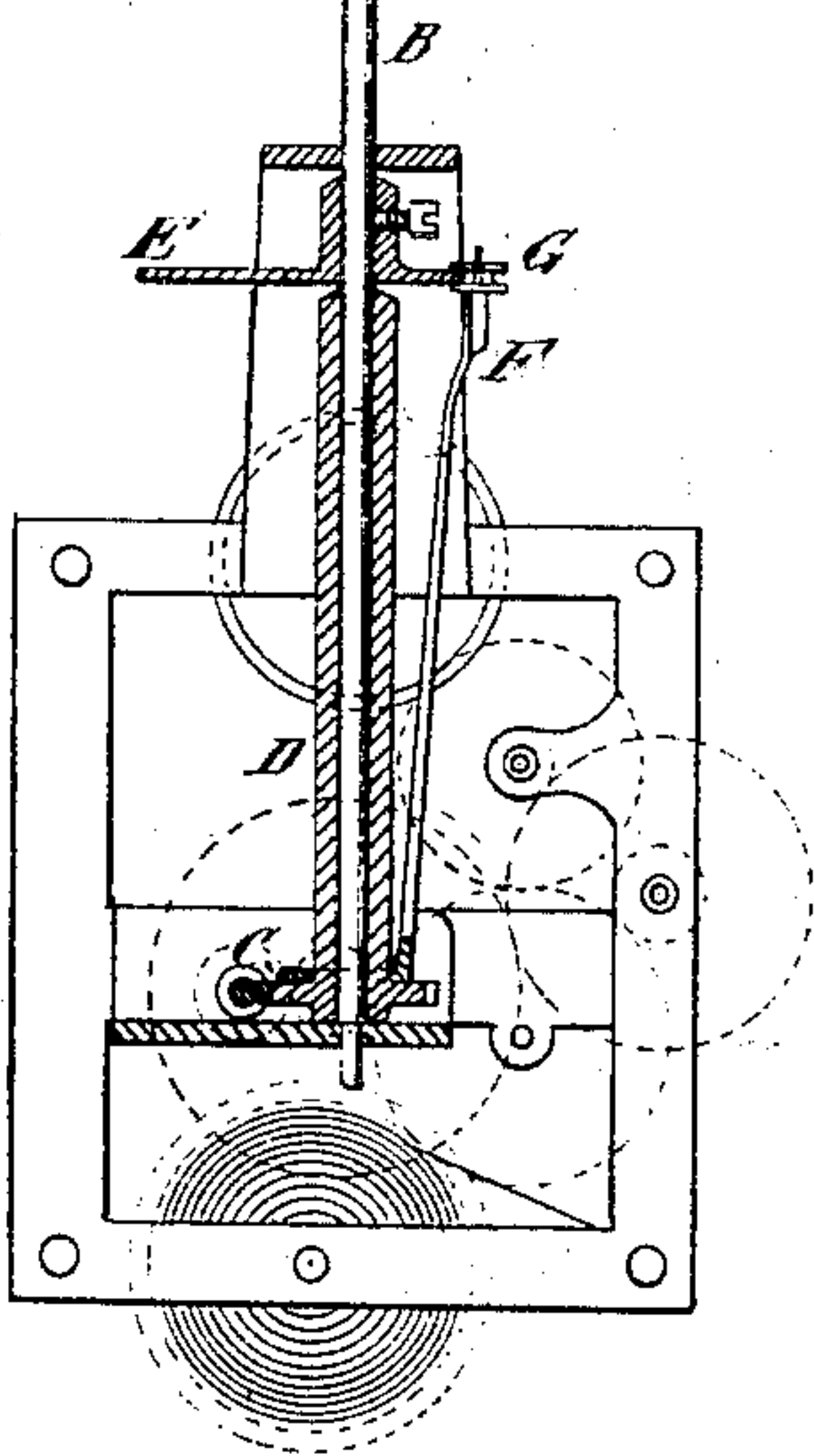
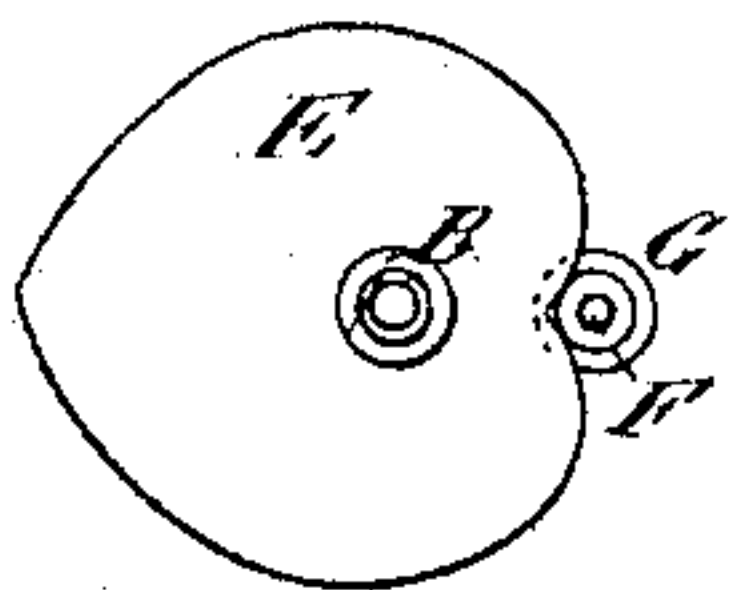


Fig. 2

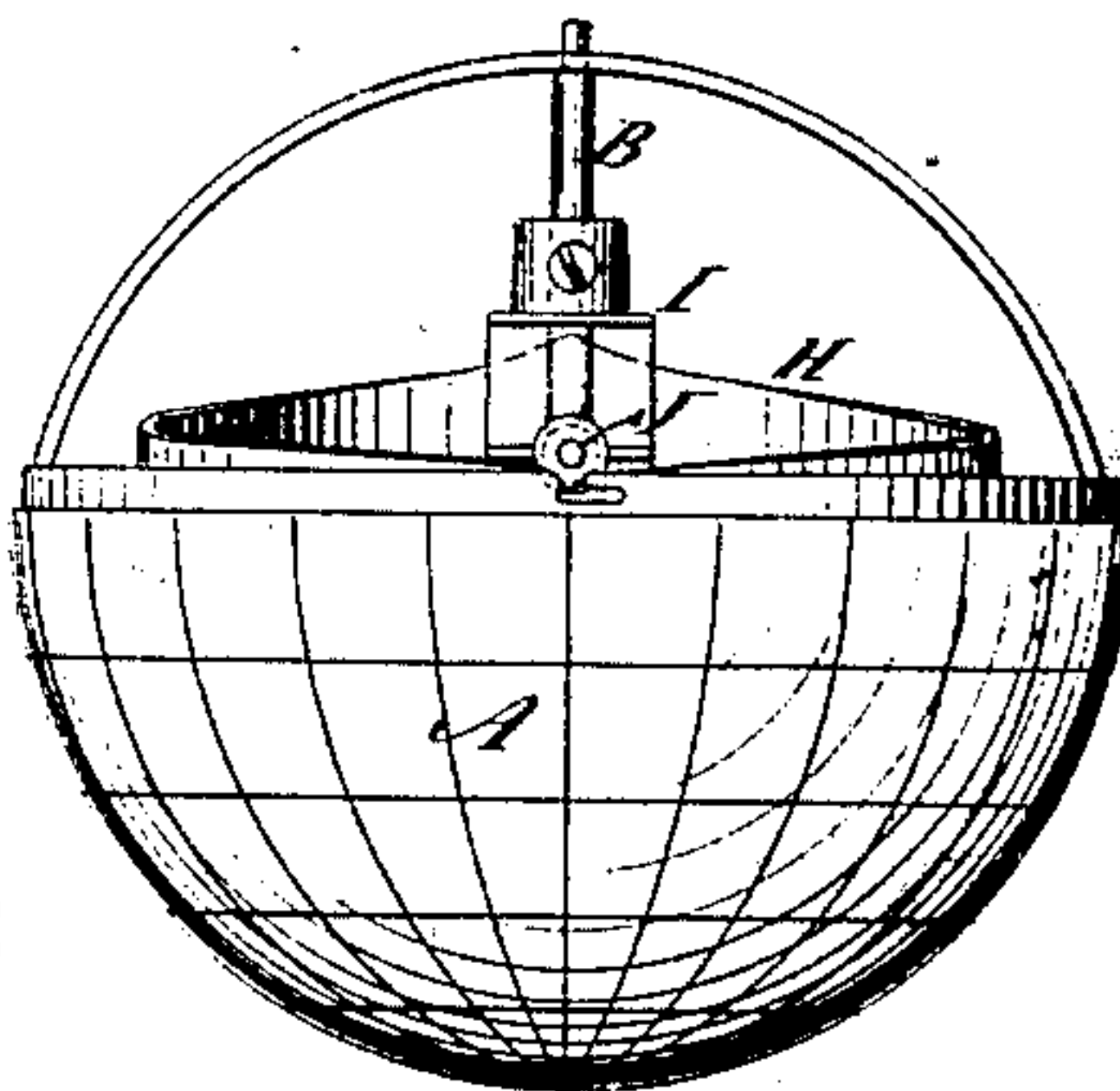
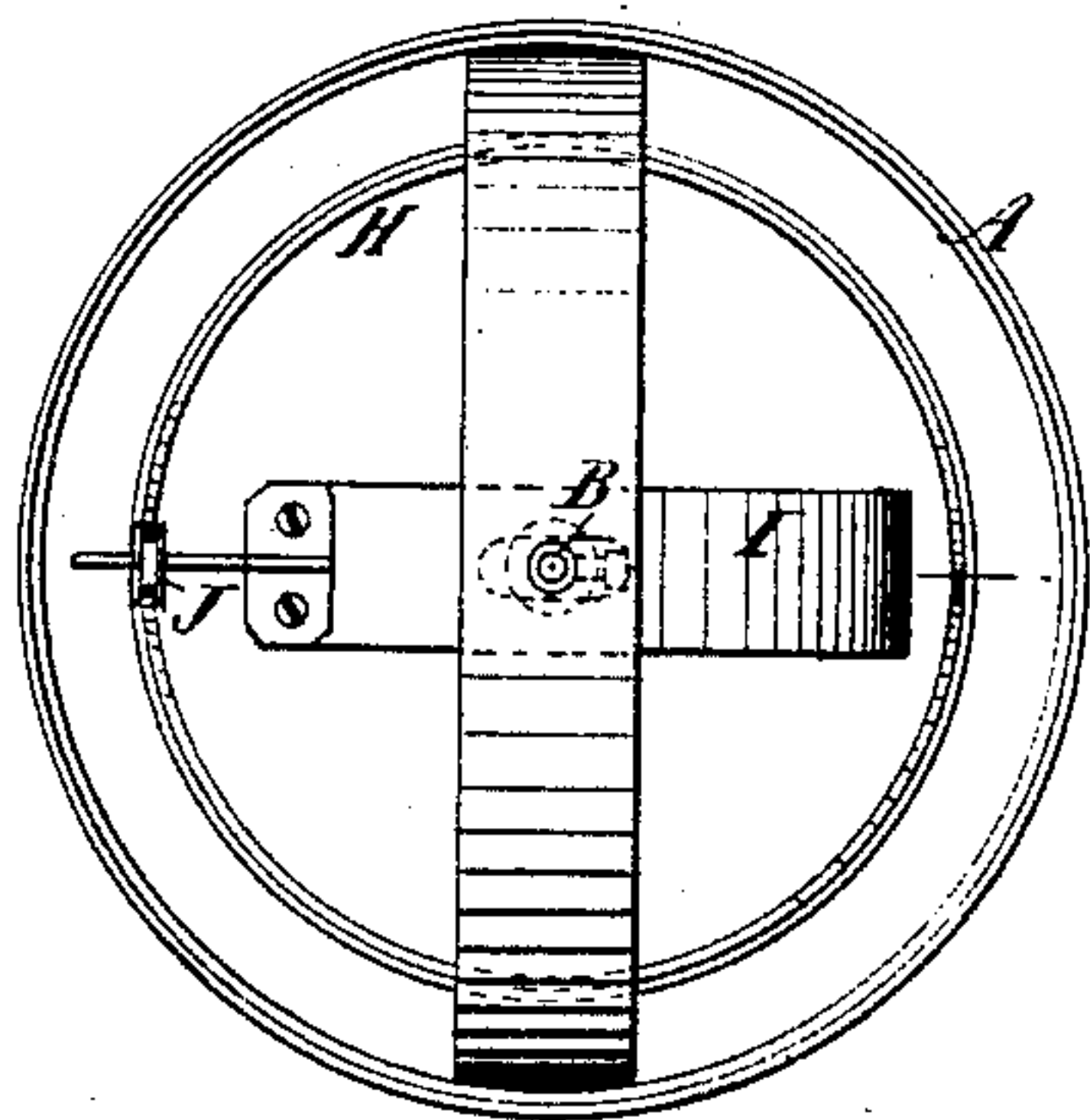


Fig. 3



WITNESSES:

C. Neveu
Alex. J. Roberts

INVENTOR:

H. Fick
BY *Munn*
ATTORNEYS.

UNITED STATES PATENT OFFICE.

HENRY FICK, OF NEW YORK, N. Y.

IMPROVEMENT IN GLOBE-ATTACHMENTS TO CLOCKS.

Specification forming part of Letters Patent No. **169,687**, dated November 9, 1875; application filed October 23, 1875.

To all whom it may concern:

Be it known that I, HENRY FICK, of the city, county, and State of New York, have invented a new and Improved Globe-Attachment to Clocks, of which the following is a specification:

The invention consists of a globe, so attached to a clock that it turns in unison therewith, and, at the same time, is free to be turned forward or backward by hand at any time in case it may be required to do so, and, when let go by the hand will automatically return to its true position, relatively, to the clock.

Figure 1 is a sectional elevation of my improved globe-attachment. Fig. 2 is an elevation of the globe with one-half of the shell removed, showing one of the contrivances by which it is geared to the clock. Fig. 3 is a top view of Fig. 1, and Fig. 4 is a detail of another of the contrivances by which the globe is geared to the clock.

Similar letters of reference indicate corresponding parts.

A is the globe, which is mounted on the top of the upright shaft B, which is supported in the tube D, the said tube being geared at C with the hour-hand shaft of the clock. E is a heart-shaped cam on shaft B, a little above

the top of tube D, with which is a spring, F, attached to tube D, and bearing by a little friction-roller, G, against the cam, so that whenever the notch of the cam is turned away from the spring the pressure of the spring on the cam will turn it back, and thus will always bring the globe to its right position after being shifted around. Inside of the globe, which is made in two parts, of which the upper one is detachable, is a double inclined ring-cam, H, with which there is a spring, I, arranged so that it will return the globe to its right position by the pressure of a roller, J, carried by the spring on the cam, said spring being attached to the shaft B, and the cam attached to the globe.

Having thus described my invention, I claim as new and desire to secure by Letters Patent—

The globe-shaft B, connected to the shaft geared to the clock by a spring, and a cam, arranged for automatically returning the globe to its true position, relatively to the time-train of the clock, substantially as specified.

HENRY FICK.

Witnesses:

T. B. MOSHER,
ALEX. F. ROBERTS.