

W. W. BARTLETT.

SPRING BED-BOTTOM.

No. 169,615.

Patented Nov. 9, 1875.

Fig 1.

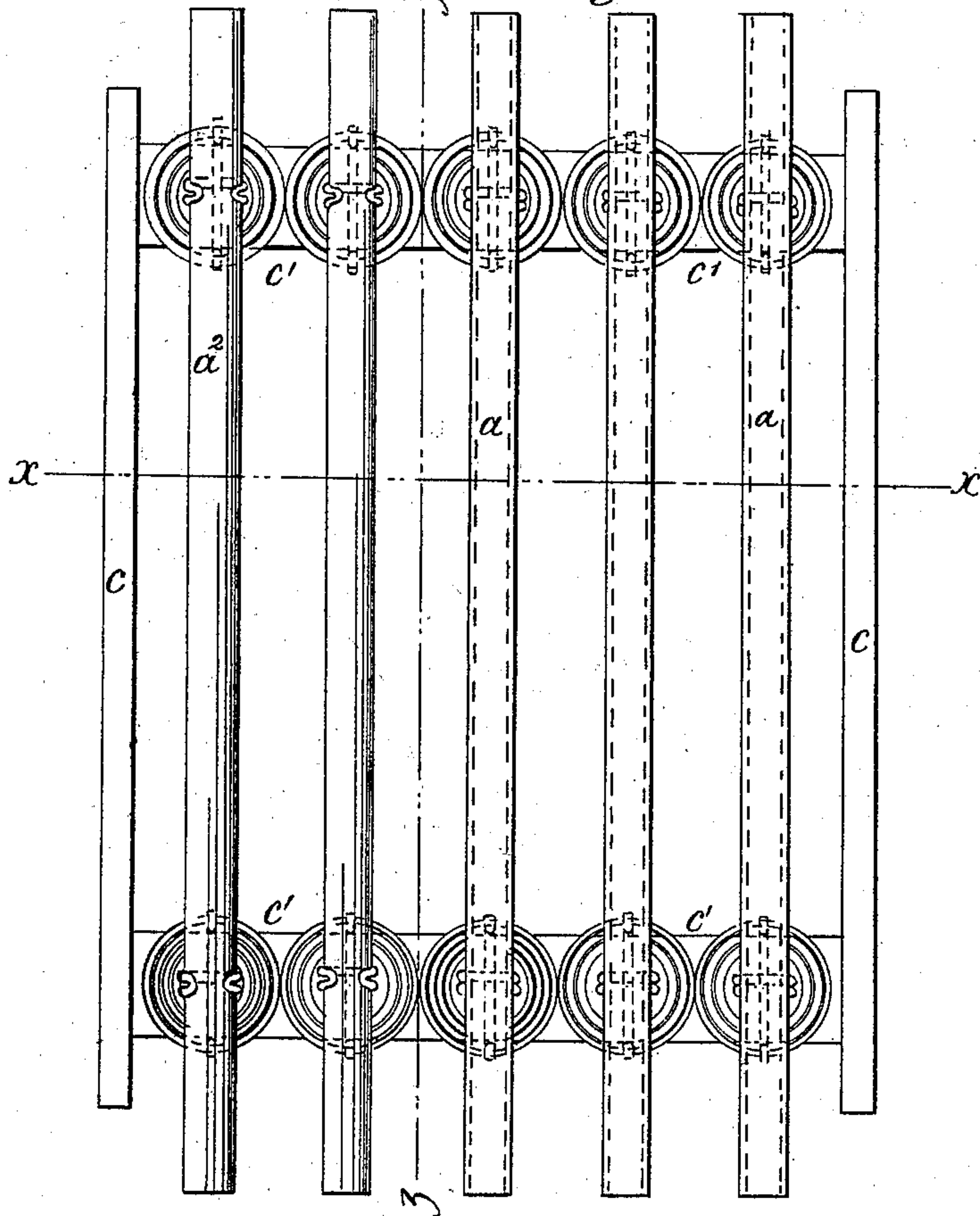


Fig 2.

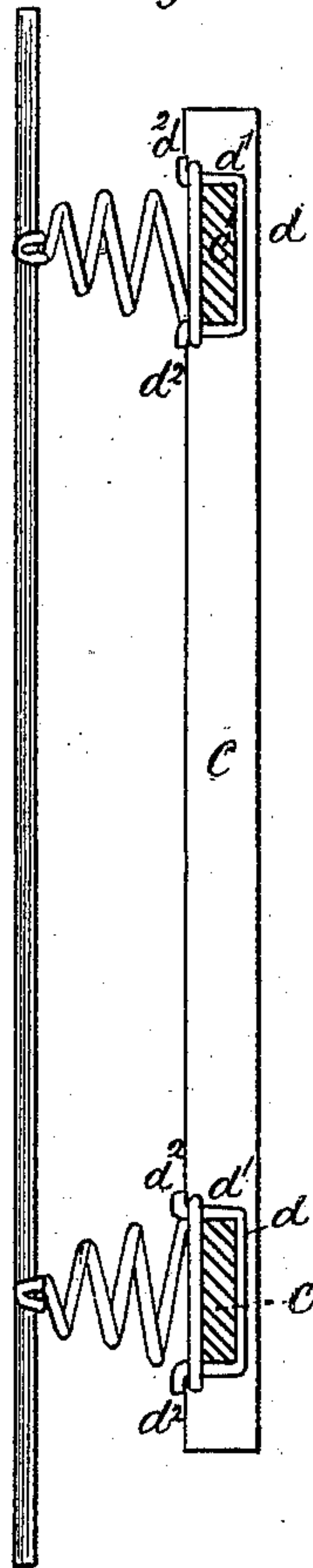


Fig 3.

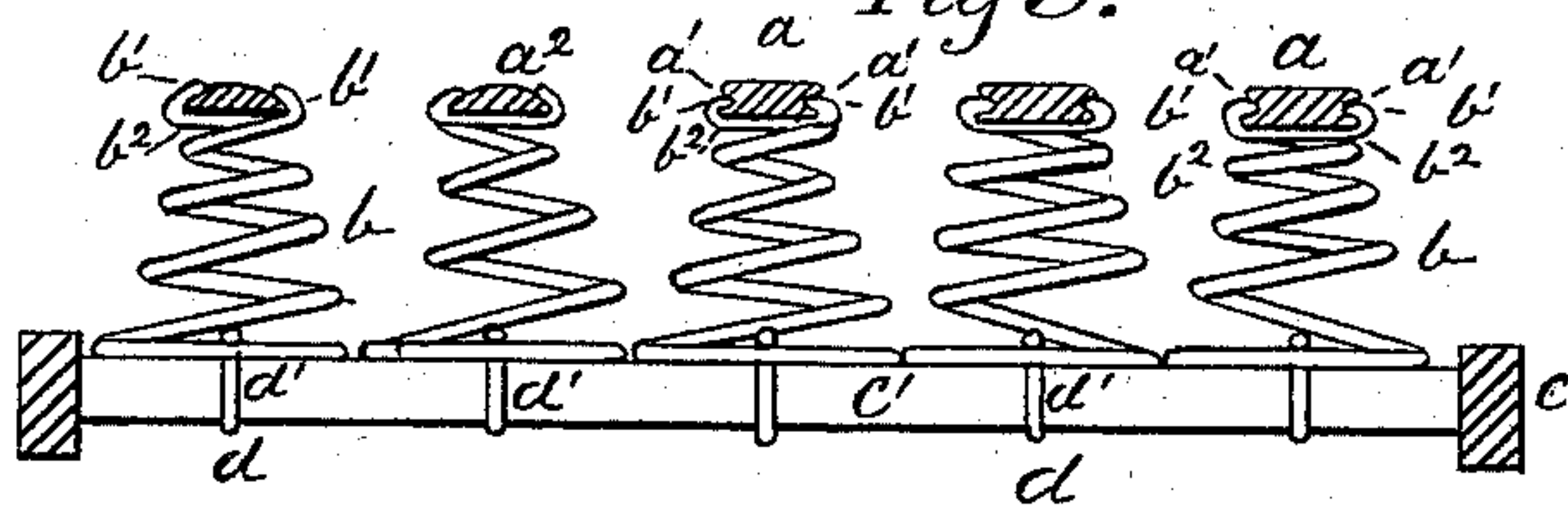


Fig 4.

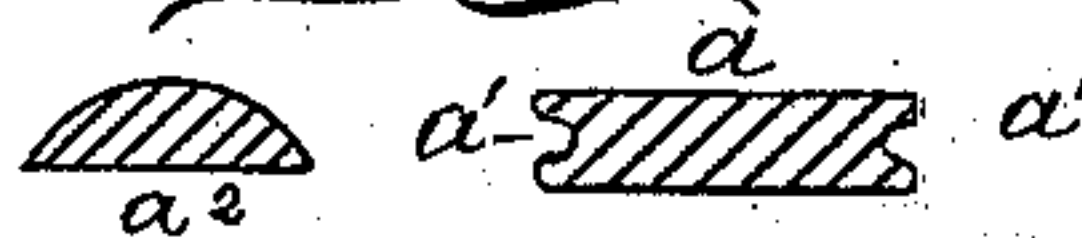
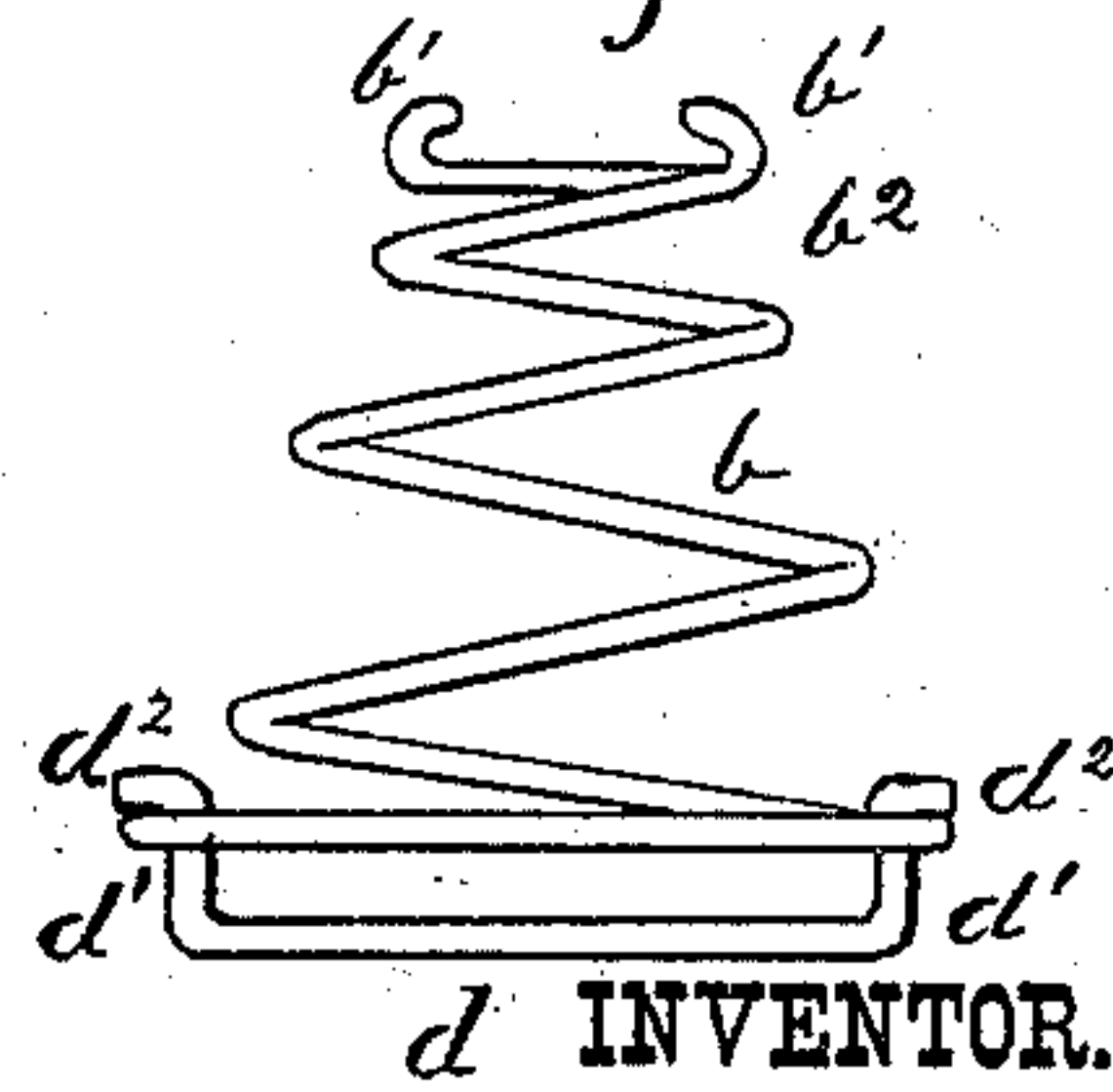


Fig 5.



WITNESSES:

W. W. Bartlett
E. M. Phillips

d INVENTOR.

W. W. Bartlett
per R. S. A. Lacey
ATTORNEYS.

UNITED STATES PATENT OFFICE

WILLIAM W. BARTLETT, OF BALTIMORE, MARYLAND.

IMPROVEMENT IN SPRING BED-BOTTOMS.

Specification forming part of Letters Patent No. **169,615**, dated November 9, 1875; application filed July 30, 1875.

To all whom it may concern:

Be it known that I, WILLIAM W. BARTLETT, of Baltimore, in the county of Baltimore and State of Maryland, have invented certain new and useful Improvements in Spring Bed-Bottoms; and I do hereby declare that the following is a full, clear, and exact description thereof, which will enable others skilled in the art to which it pertains to make and use the same, reference being had to the accompanying drawings and to the letters of reference marked thereon, which form a part of this specification.

My invention relates to improvements in spiral spring bed-bottoms, the nature of which will be hereinafter fully described.

In the drawings, Figure 1 is a plan, Figs. 2 and 3 longitudinal and cross-sections, respectively, and Figs. 4 and 5 detail views, of a bed-bottom illustrative of my invention.

According to my invention the slats *a*, forming the bed-bottom on which the mattress lies, are formed with grooves *a*¹ *a*¹ on each edge, for the reception of, or are formed with, oval tops tapering to thin edges, as shown at *a*², so as to fit under prongs or clips *b*¹ *b*¹, connected to a cross-piece, *b*², attached to the upper end of each of a series of spiral springs, *b*, which are so arranged that their lower ends or bases shall rest on the cross-pieces *c*' of the under frame *c*, upon which they are held in correct relation to the cross-pieces *c*' and the slats *a* by means of clips *d*, which are so formed at *d*¹ as to pass under the cross-pieces *c*', while at each end they are provided with

hooks *d*², adapted to embrace the lowermost ring of a spiral spring, *b*, and hold the same in correct position.

It will be seen that the oval slat *a*² is a modification of the slat *a*, and that it will be held by the prongs *b*¹ *b*¹ with equal firmness with the slat *a*, in which said prongs are received in the grooves *a*¹ *a*¹.

It will be evident to those acquainted with the manufacture of spring bed-bottoms that by my invention the springs *b* can be most readily adjusted in position, and that no screws or holes are required to retain the springs *b* in position, while they can be adjusted in position with the greatest nicety.

Having described my invention, what I claim, and desire to secure by Letters Patent, is—

In a bed-bottom, the combination, with a series of slats, *a*, springs *b*, provided with cross-pieces *b*², and prongs or clips *b*¹ *b*¹, adapted to embrace the slats *a*, and a frame, *c*, provided with cross-pieces *c*', of the clips *d*, having straight portions *d*², adapted to pass under the cross-pieces *c*' and hooks *d*¹ at each end, for holding the opposite sides of the lower ring of the springs *b* in position, substantially as shown and described.

In testimony that I claim the foregoing as my own, I affix my signature in presence of two witnesses.

WM. W. BARTLETT.

Witnesses:

S. F. AUSTIN,
WM. HELMICK.