

T. FETHERSTON.

Inside-Blind.

No. 169,247.

Patented Oct. 26, 1875.

Fig. 2.

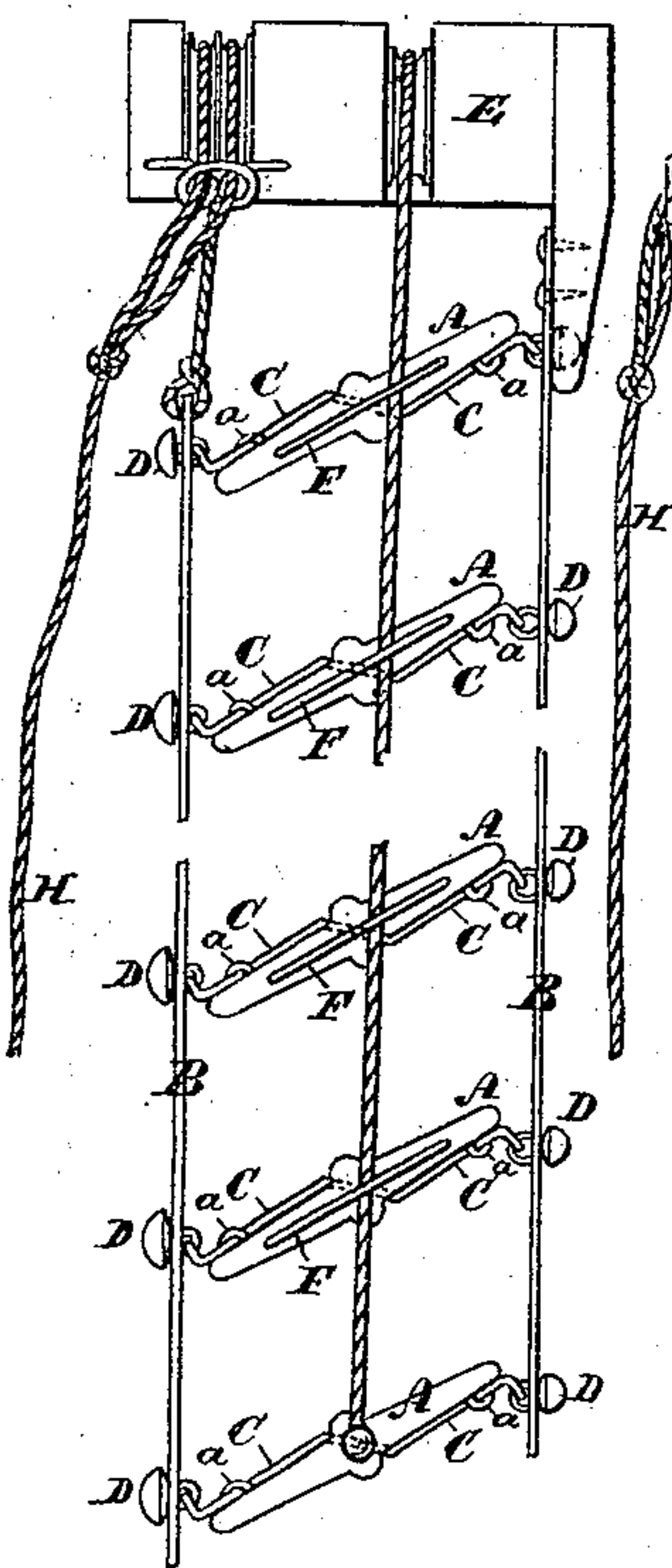


Fig. 1.

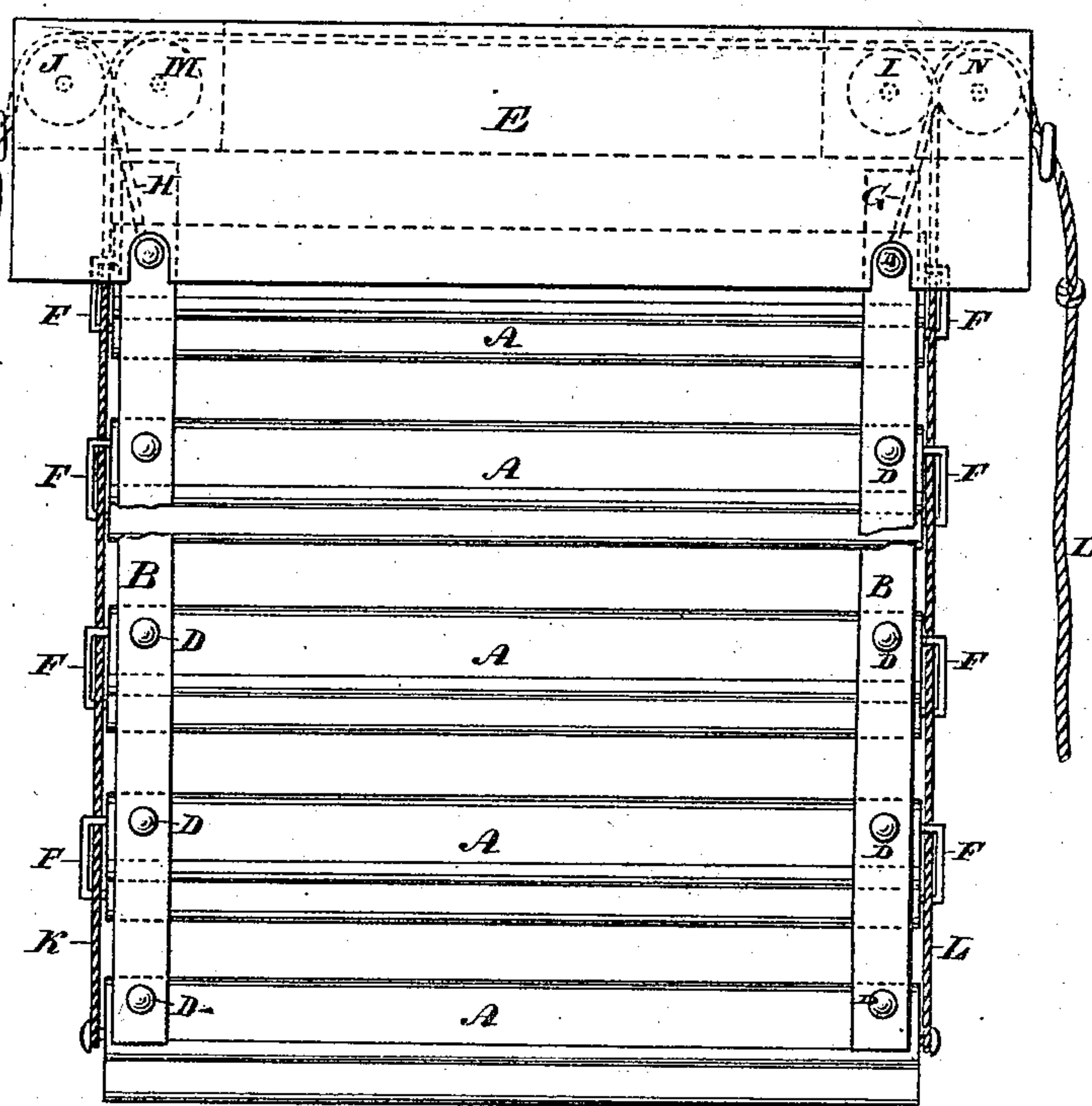
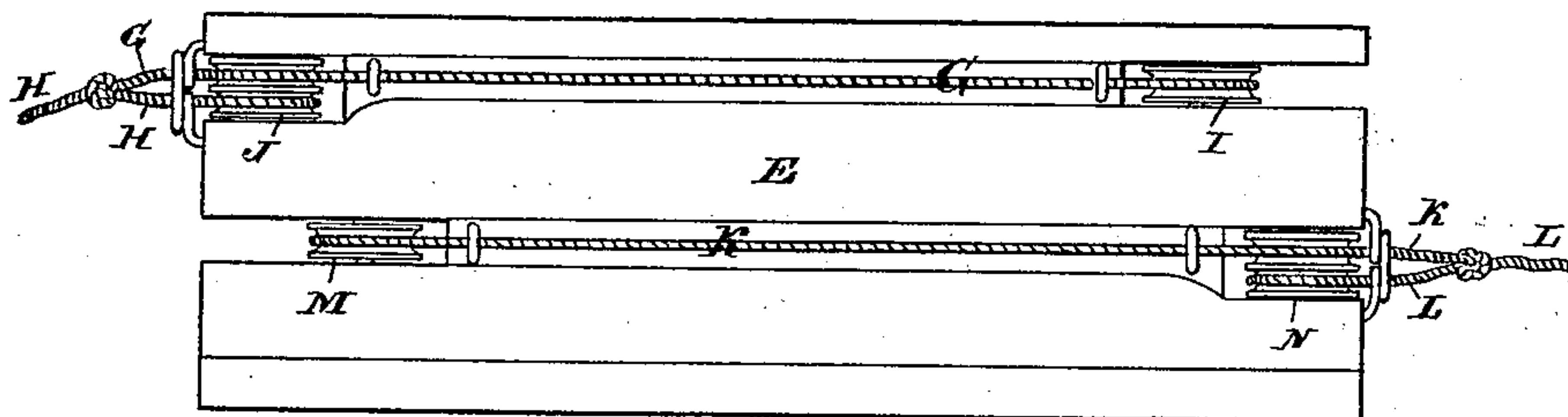


Fig. 3.



Witnesses

John Gish, Junr.

Henry Tanner.

Thomas Fetherston

Inventor

Per *Knight Bros*  
Attorneys

# UNITED STATES PATENT OFFICE.

THOMAS FETHERSTON, OF FITZROY TOWNSHIP, COUNTY OF CARLETON,  
CANADA, ASSIGNOR TO ARTHUR ATCHISON SPECK, OF SAME PLACE.

## IMPROVEMENT IN INSIDE BLINDS.

Specification forming part of Letters Patent No. **169,247**, dated October 26, 1875; application filed  
September 25, 1874.

*To all whom it may concern:*

Be it known that I, THOMAS FETHERSTON, of the township of Fitzroy, in the county of Carleton, in the Province of Ontario, Canada, have invented certain new and useful Improvements on Inside Blinds for Windows; and I do hereby declare that the following is a full, clear, and exact description of the same.

This invention relates to means for operating the slats of Venetian blinds. The slats are hinged to flexible bands by means of buttons attached to staples passing through the slats centrally, and fastened thereto by staples entering the slats flatwise.

Fig. 1 is a front view of a blind embodying my invention. Fig. 2 is an end view of the same, and Fig. 3 is a top view.

A are the blind-slats, hinged to flexible bands B by staples C, looped at both ends, and passing through the slats, preferably, in a diagonal direction centrally from upper to under broad side, and bent down to the flat face of the slat, where it is secured by short staples *a* passing through the slat near both edges and from opposite sides. The loops of staples pass through button-holes in the flexible bands, and link with the shank of buttons D. By this contrivance of fastening the slats by buttons the slats can be removed from the bands. The upper ends of the front bands are nailed to the head-block E, thus suspending the slats. F are staples entering both ends of the slats. The cords G H are secured to the top of the rear bands, the cord G

passing over a single pulley, I, in the block E, thence along the same, and downward over a double pulley J. The other cord H passes over the double pulley J and connects with the cord G, so that when the cord H is pulled the slats are raised flatwise horizontally by drawing upward the rear flexible bands, thus presenting the thin edges to the light, and allow it to enter the room, and in position for being drawn up, as hereafter described. K L are cords secured to the lowermost slat at the end centrally, and pass upward through the staples F, the cord K passing over a pulley, M, in the head-block; thence along the same, and downward over a double pulley, N, and connects with the cord L, which passes over the double pulley N, so that when the cord L is pulled both cords are drawn downward simultaneously, and gather the several slats upward, by lifting them flatwise together, successively, from the lower slat, thus elevating the blind wholly or partly, as may be desired.

I claim as my invention—

The combination of the slats A, staples C, having eyes at their ends to engage with the eyes of the buttons D, extending through the center of the slat and laid parallel therewith, and staples *a*, all as herein set forth and specified.

T. FETHERSTON.

Witnesses:

HENRY GRIST,  
H. H. HORSEY.