

E. H. WHITNEY.  
Match-Safe.

No. 169,129.

Patented Oct. 26, 1875.

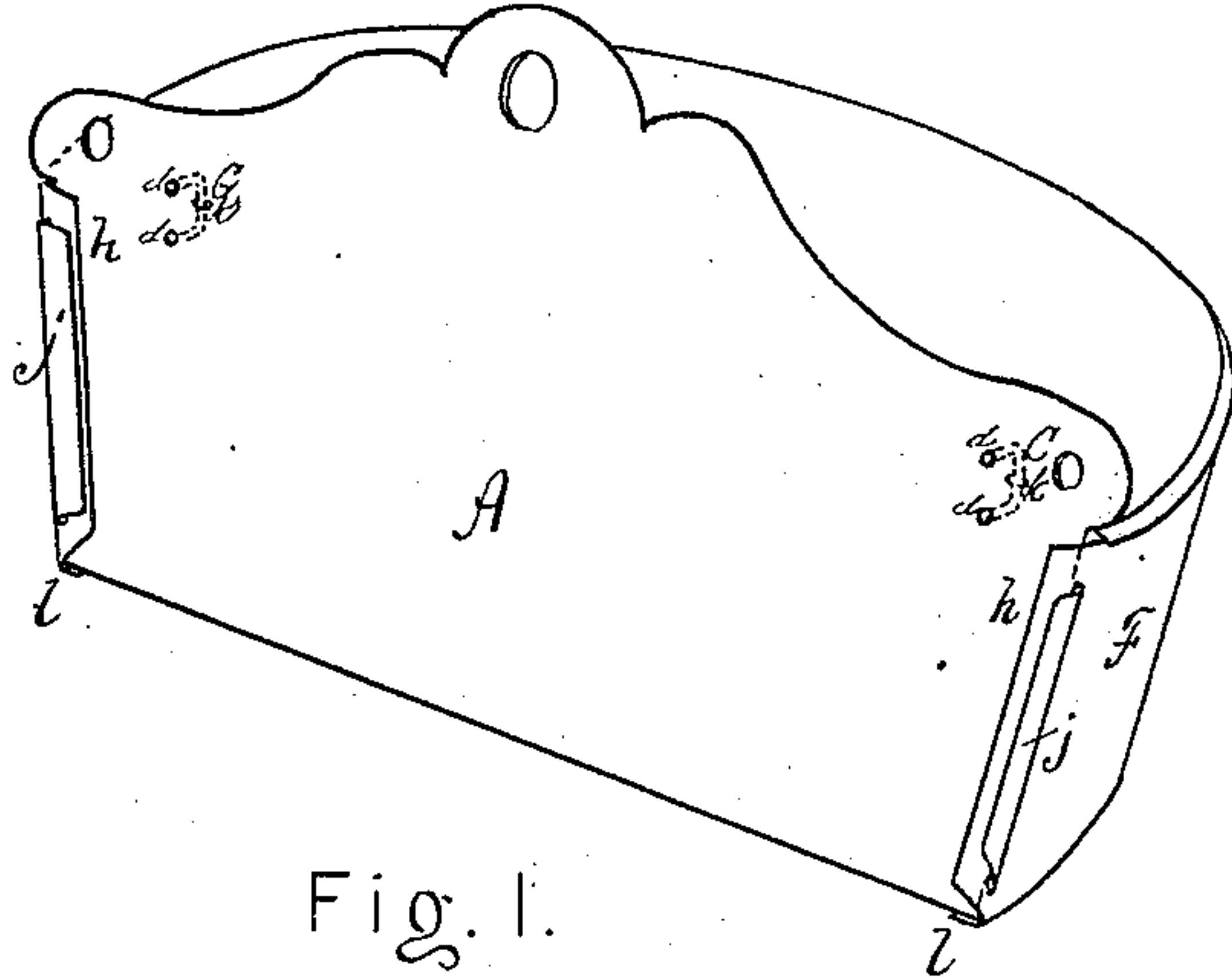


Fig. 1.

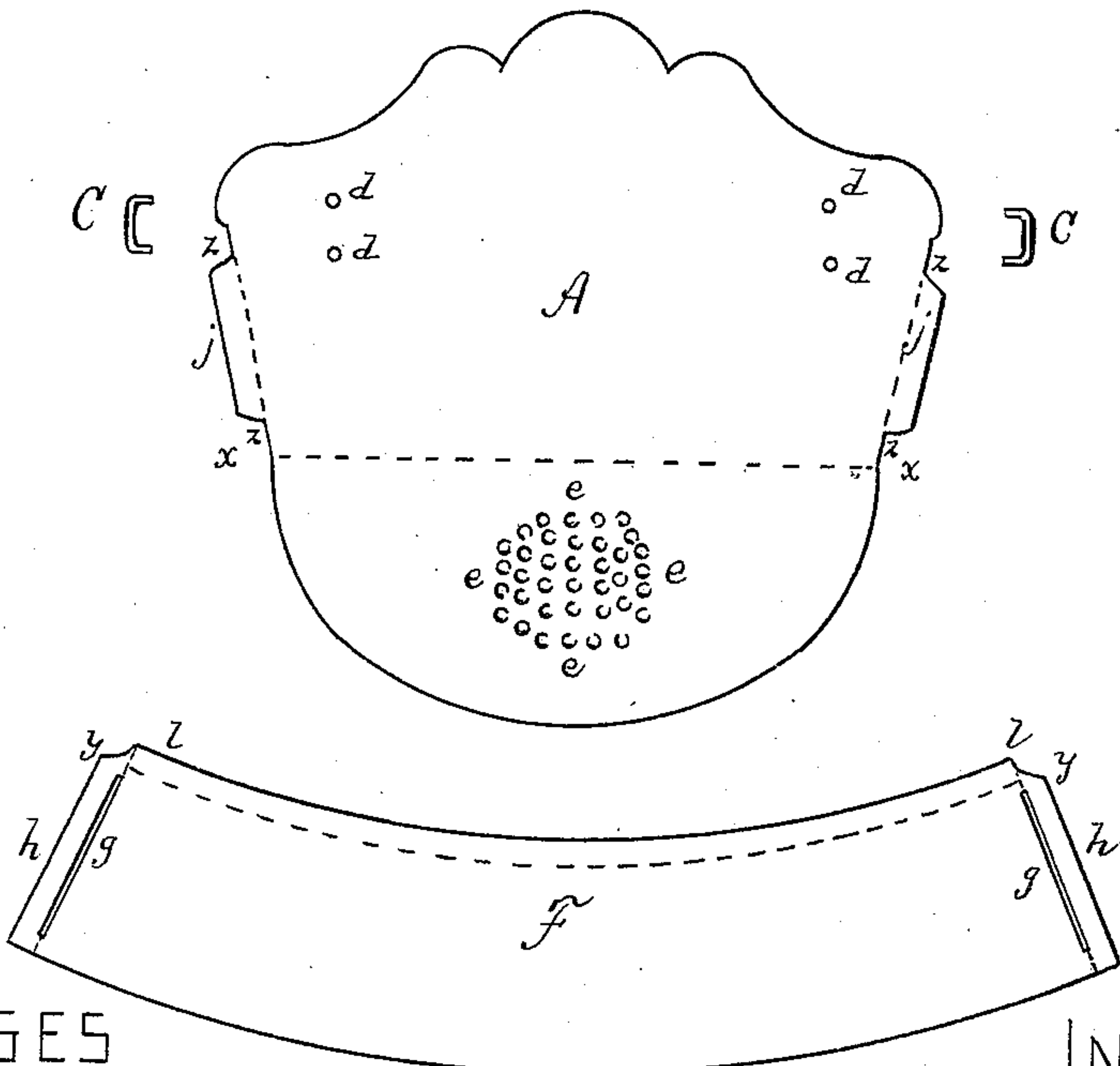
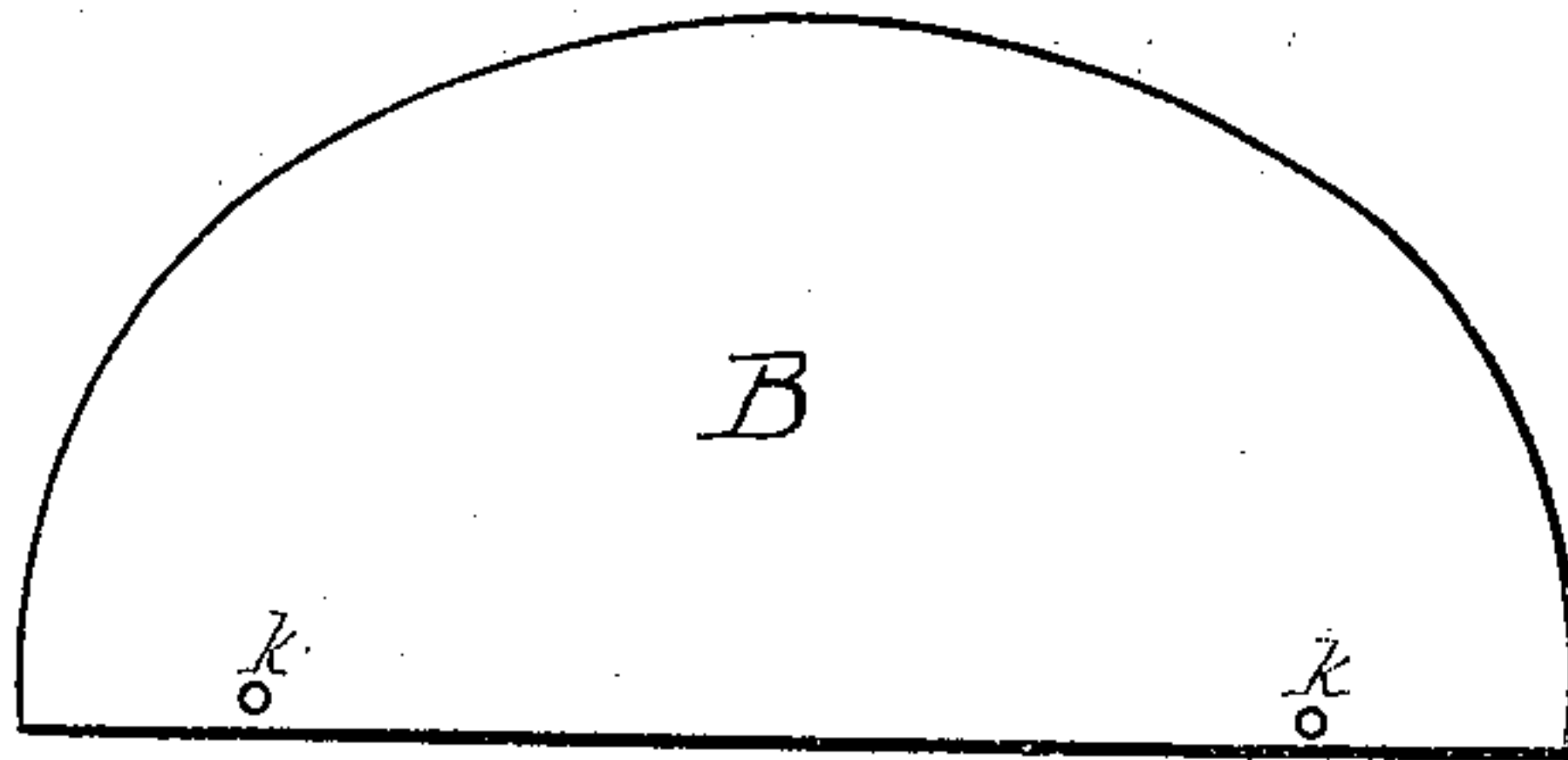


Fig. 2

WITNESSES

*Thomas W. Clark*  
*H. Raymond*

INVENTOR

*Edward H. Whitney*

# UNITED STATES PATENT OFFICE.

EDWARD H. WHITNEY, OF CAMBRIDGE, ASSIGNOR TO DOVER STAMPING COMPANY, OF BOSTON, MASSACHUSETTS.

## IMPROVEMENT IN MATCH-SAFES.

Specification forming part of Letters Patent No. **169,129**, dated October 26, 1875; application filed October 8, 1875.

*To all whom it may concern:*

Be it known that I, EDWARD H. WHITNEY, of Cambridge, Massachusetts, assignor to the DOVER STAMPING COMPANY, have invented an Improvement in Match-Safes, of which the following is a specification:

This invention relates to the making of match-safes. By the practice of it a match-safe is produced, cheap, ornamental, strongly put together, in which the parts are thoroughly and firmly united without solder, and all of them formed by dies, stamps, and bead-ers usual in tinn-ers' machinery.

In the drawings, Figure 1 is a perspective of the complete safe, and Fig. 2 is a series of detached views of the several parts going to the composition of the box, with their details.

A is the piece making the back and bottom of the box. It is stamped out of the shape shown in Fig. 2, and is creased along the dotted lines *x x* and *z z*, so as to bend it at right angles along line *x x*. A roughness, *e e e e*, is stamped in the bottom to scratch the matches upon, much like the surface of a nutmeg-grater. Two ears, *j j*, are formed on the sides, as shown, which serve as part of the locking device, and the creases at *z z* determine the line of bend. The cover B is also stamped out of tin or sheet metal, is rounded up and beaded so as to form a neat job and tight joint at the front edge, and two holes, *k k*, are made in the rear edge of the cover. Staples

*C C* pass through these holes in the cover, and are attached to the back plate A by passing their ends through holes *d d d d*, and soldering or riveting on the back side. The front plate F is shaped as in Fig. 2, has slots *g g* at each end, beyond which the ears *h h* are formed by creases, continuing the line of the slots *g* to the upper and lower edges. A crease is also laid in along the line *y y*, and the lip *l* bent inward at right angles along this line. The piece F is bent to form the front of the box, the bottom inserted within the angle formed by lip *l*, the ears *j* put through slots *g*, and the ears *h* and *j* bent inward and downward upon back A, locking all together. By making the top B domed the cover cannot be left open, because the staple-hinges *C K* are of such a character that the doming of the top always gives it a preponderance forward, and if left to itself it will shut.

I claim as my invention and desire to secure by Letters Patent—

As a new article of manufacture, a box whose sides, back, bottom, and top are composed of the pieces A B F, arranged and combined together by slots *g g* and ears *h j*, substantially as and for the purpose described.

EDWARD H. WHITNEY.

Witnesses:

THOS. WM. CLARKE,  
F. F. RAYMOND.