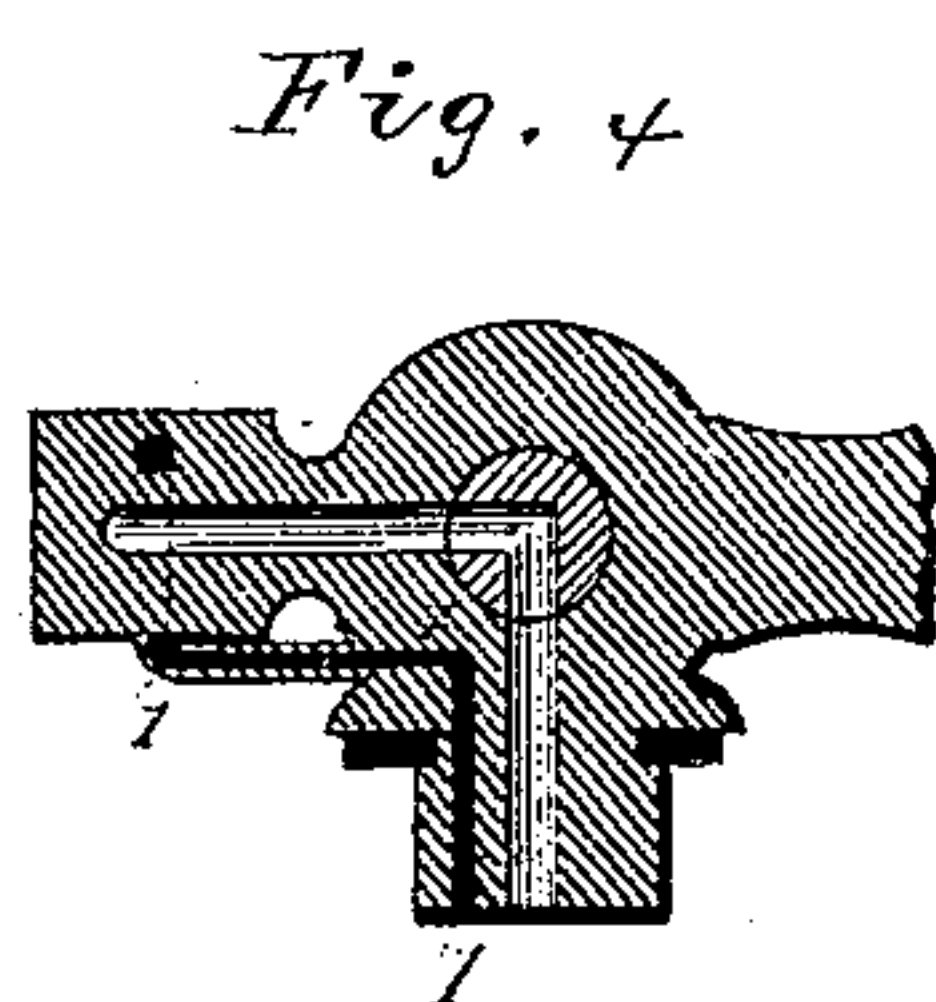
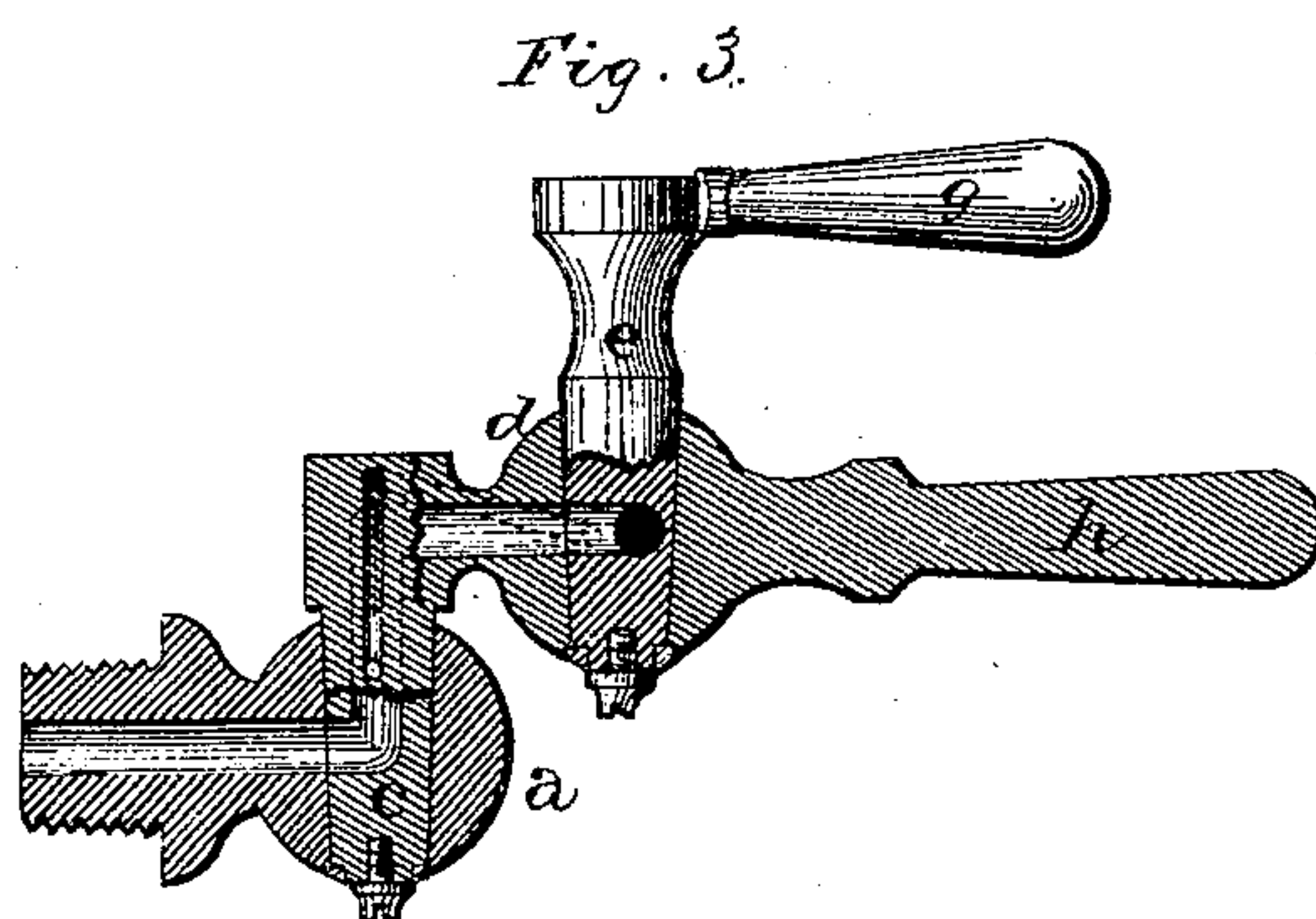
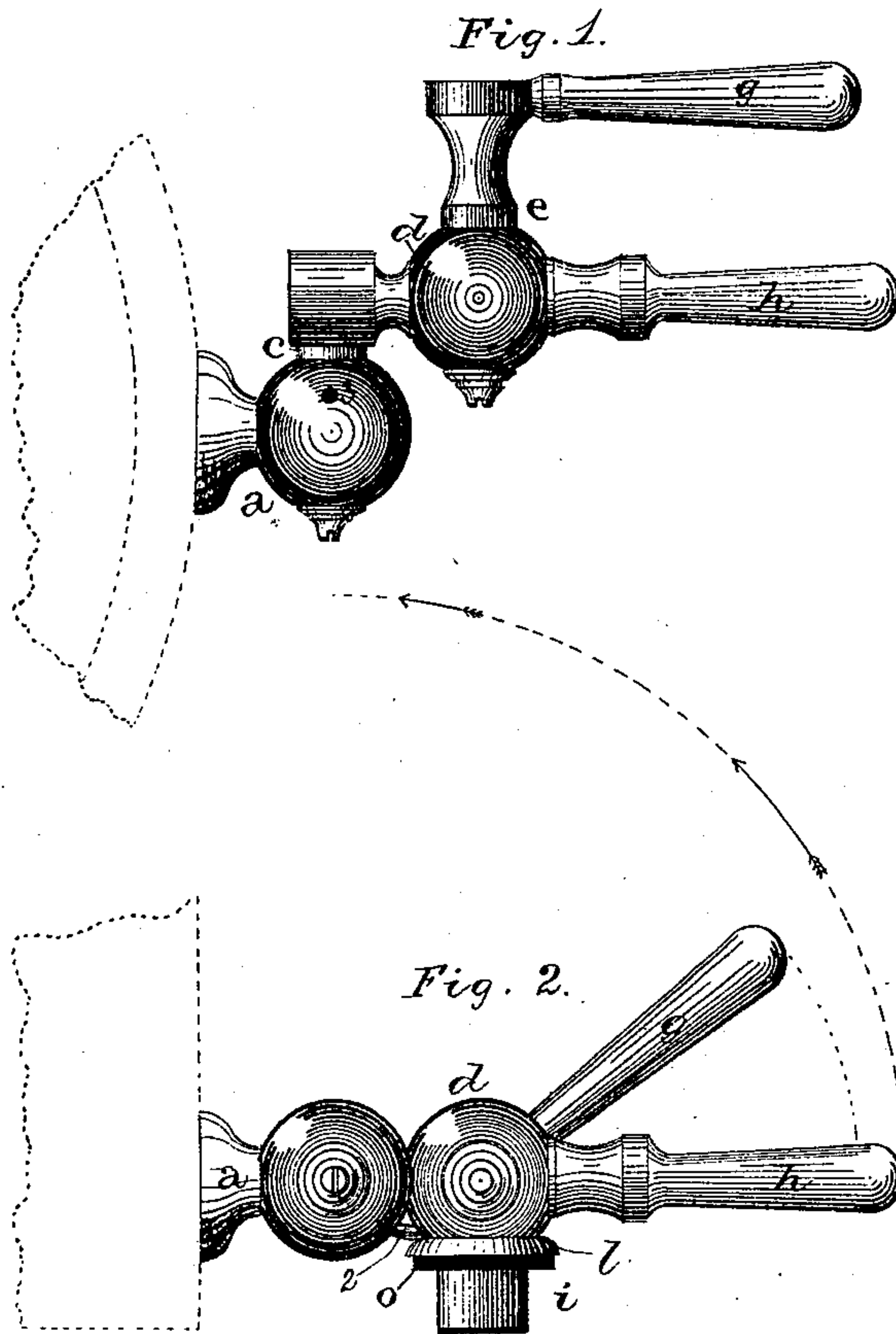


J. M. HOPKINS.  
Faucet.

No. 168,997.

Patented Oct. 19, 1875.



WITNESSES.

*Wm. Garner,*  
*Jno. Duwin*

INVENTOR  
*Jas. M. Hopkins*  
per  
*F. A. Lehmann*  
att'y.

# UNITED STATES PATENT OFFICE.

JAMES M. HOPKINS, OF LOUISVILLE, KENTUCKY.

## IMPROVEMENT IN FAUCETS.

Specification forming part of Letters Patent No. **168,997**, dated October 19, 1875; application filed August 21, 1875.

*To all whom it may concern:*

Be it known that I, JAMES M. HOPKINS, of Louisville, in the county of Jefferson and State of Kentucky, have invented certain new and useful Improvements in Device for Filling and Discharging Liquid-Packages; and I do hereby declare the following to be a full, clear, and exact description of the invention, such as will enable others skilled in the art to which it pertains to make and use it, reference being had to the accompanying drawings, which form part of this specification.

My invention relates to an improvement in devices for filling liquor-packages; and it consists in two cocks, one of which is pivoted in or to the other, so that the pivoted cock can be raised and lowered to the mouth of the package being filled, as will be more fully described hereinafter.

The accompanying drawings represent my invention.

*a* represents the body of the valve or cock that screws into the reservoir that contains the liquid to be measured, and *c* its plug. Instead of the hole through which the fluid escapes being made directly through both shell and plug, in the usual manner, the hole runs horizontally through the plug out toward that end on which the handle is secured. To the outer projecting end of the plug *c* is formed the shell of a separate cock, *d*, which shell has a plug, *e*, and a handle, *h*, the said handle forming a portion of the shell. The plug *e* has a handle, *g*, formed on its outer end, in the usual manner, and the hole through which the liquid escapes passes down through both plug and shell, as is common. On the bottom of the second shell is formed a neck, *i*, for fitting into the holes of the casks being filled, and at the top of the neck is formed a shoulder, *l*, against which is placed a rubber packing, *o*, for forming an air-tight joint between the cock and barrel. Extending up through the neck is an

air-passage, *1*, which passes through the shell, and has a small tube, *2*, to connect it with the plug *c*, through which it passes a suitable distance, so as to register with a hole, *3*, in the shell *a*.

When the plug *c* is turned so as to allow the fluid to pass through, this air-passage is opened all the way down into the barrel, so that the air can escape, and when the liquid is shut off the air-hole is closed.

It will be seen that by drawing down upon the handle *h* the cock *d* will sweep through a portion of a circle, so as to descend to the barrel, and that, in so moving, the plug *c* is opened, and in raising the cock upward again the plug is closed and the flow of liquid shut off. The cock *d* is entirely independent of the cock *a*, as its plug *e* may be opened at will in any position. In order to save liquid the plug *e* is placed very near the mouth of the neck. As the space between the cock and the mouth of barrel will vary but very little, this swinging cock will answer to fill the majority of barrels without the necessity of raising and lowering the barrel to a certain elevation.

Having thus described my invention, I claim—

1. The combination, with the handle of the main plug of a device for filling liquid-packages, of an auxiliary plug or cock, substantially as described.

2. The combination of two separate and independent cocks, one of which will sweep vertically through a portion of a circle, with an air-vent, substantially as set forth.

In testimony that I claim the foregoing I have hereunto set my hand this 13th day of August, 1875.

JAMES M. HOPKINS.

Witnesses:

HENRY RATTERMAN,  
FRANK HERBLIN.