

C. Z. O'NEILL.
Calendar.

No. 168,916.

Patented Oct. 19, 1875.

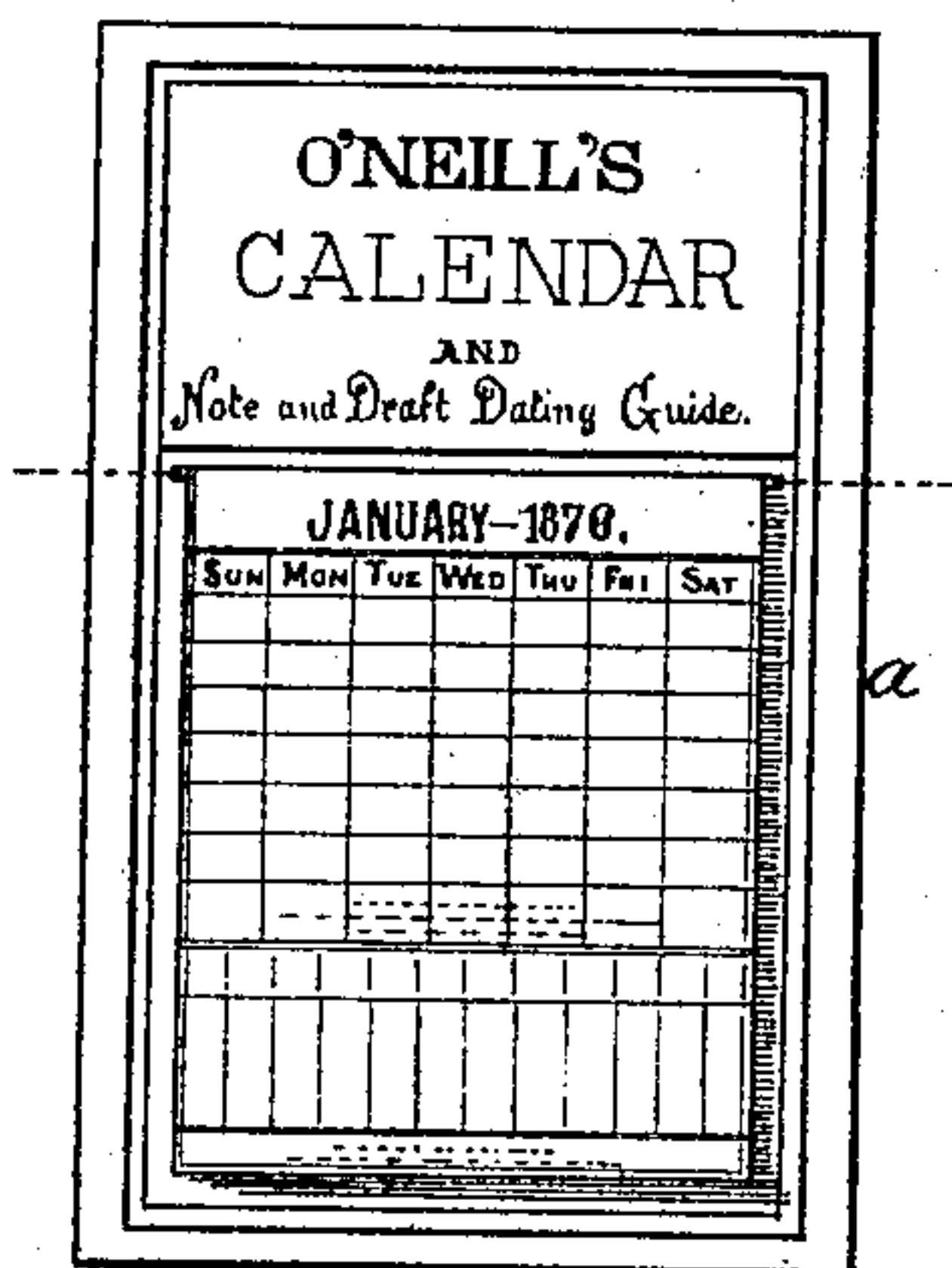


Fig. 1.

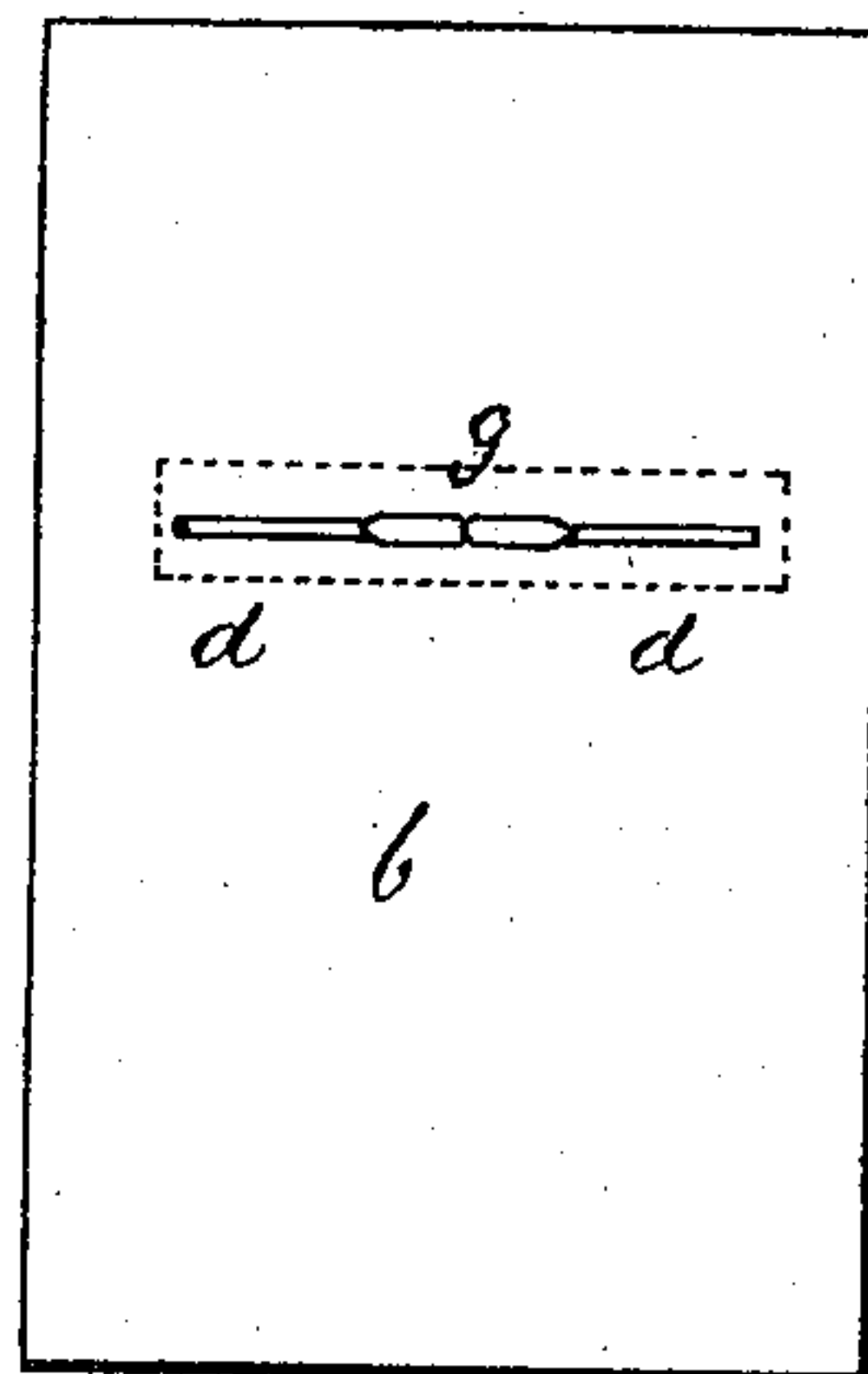


Fig. 2.

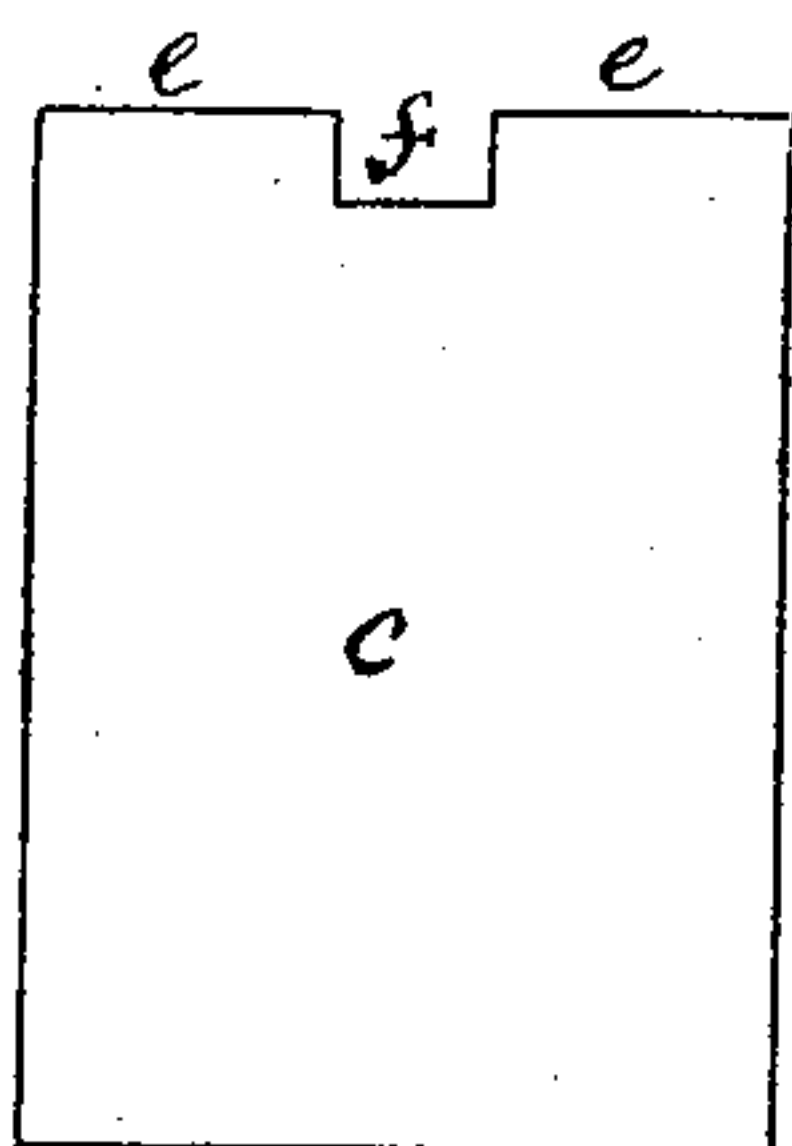


Fig. 3.

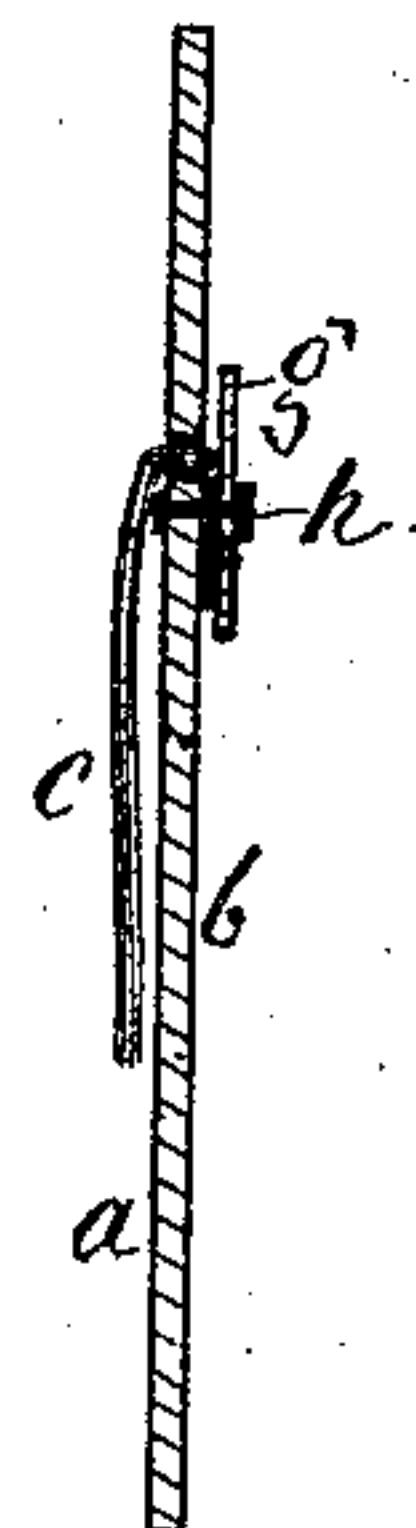


Fig. 4.

Witnesses:
Edward A. Stock.
R. L. Spofford

Inventor:
Chas. Z. O'Neill
Per Jos. M. Adams

UNITED STATES PATENT OFFICE.

CHARLES Z. O'NEILL, OF BOSTON, MASSACHUSETTS.

IMPROVEMENT IN CALENDARS.

Specification forming part of Letters Patent No. **168,916**, dated October 19, 1875; application filed July 24, 1875.

To all whom it may concern:

Be it known that I, CHARLES Z. O'NEILL, of Boston, in the county of Suffolk and State of Massachusetts, have invented an Improved Paper-Fastener, of which the following is a specification:

My invention relates to a mode of securing together, and to a stiff backing, a series of slips or sheets of paper, upon which may be printed or marked a calendar or other subject of reference, so that the front or any other sheet may be readily removed from its place when no longer required for use in its attached position.

The invention is designed more particularly to be applied to a calendar and note and draft dating guide, for which I have secured a copyright; but it is equally applicable to any calendar or sheets of paper which are to be secured together and removed separately, as occasion may require.

Referring to the drawings, Figure 1 represents a front view of a calendar, &c., embodying my invention. Fig. 2 is a rear view of the card. Fig. 3 represents one of the paper slips. Fig. 4 is a vertical section of a card with a series of paper slips attached.

The calendar or slips of paper are to be attached to a stiff card-board, the upper front portion of which may serve as an advertisement or business card, as shown in Fig. 1. On the lower part of the said card-board may be printed the calendar of all the months, in the usual manner. At about a third of the dis-

tance, more or less, from the top of the card-board are made two slots, *d d*, Fig. 2, arranged horizontally across the card, separated in the center, and of sufficient length and width each to hold as many slips of paper as it may be desired to place therein. The slips of paper are of the shape shown in Fig. 3, the projecting ends *e e* passing through the slots *d d* in the card-board, and folding over on the back, as seen in Fig. 4. Against the folded portions *e e* of the slips of paper, on the back of the card, is placed a narrow thin sheet of metal, *g*, which is secured to the card-board by means of an ordinary paper-fastener, inserted between the slots *d d*, or by other suitable means.

The holding-piece *g* may be made of stiff pasteboard, or other suitable material, to hold the rear ends *e e* in place.

When it is desired to remove the front or any other slip of paper, the same can be easily pulled out without tearing or disturbing the remaining sheets.

What I claim as my invention is—

The combination of a slotted card with a fastener, *g*, and a series of sheets or slips of paper, substantially as set forth.

In testimony whereof I have signed my name to this specification in the presence of two subscribing witnesses.

CHS. Z. O'NEILL.

Witnesses:

J. H. ADAMS,
E. A. STOCK.