

J. SHEPARD.
Cigarette-Maker.

No. 168,790.

Patented Oct. 11, 1875.

Fig. 1.

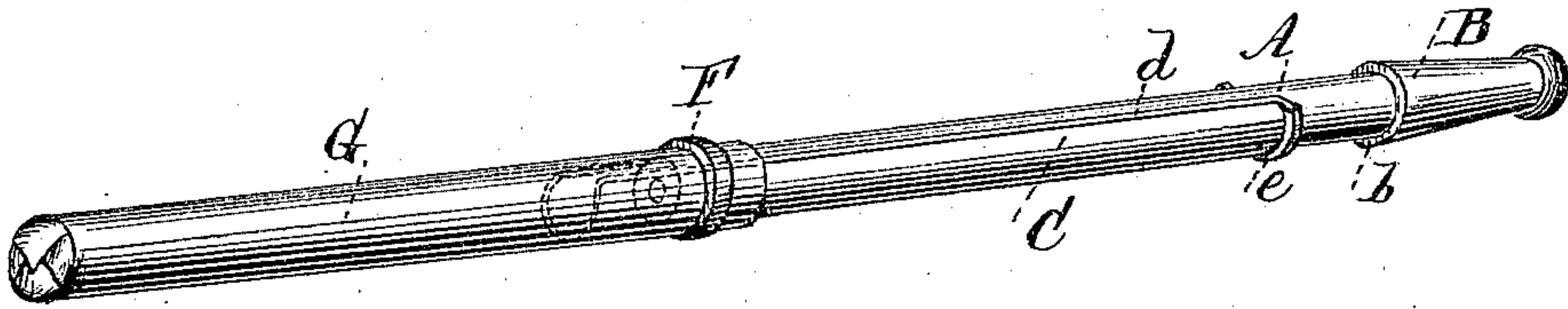


Fig. 3.

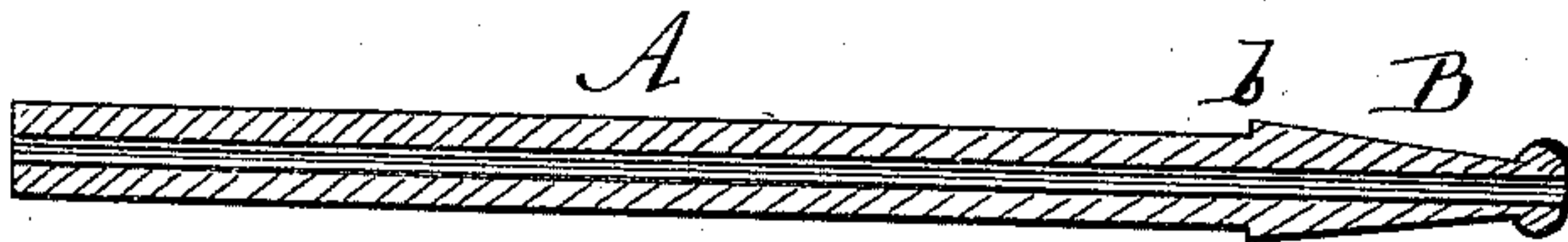


Fig. 4.




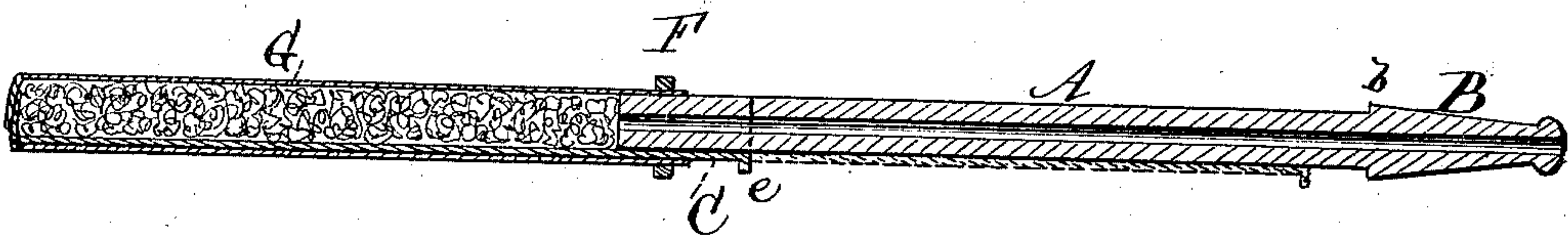
Fig. 5.



Fig. 6.



Fig. 2.



Witnesses
John Becker
Fred Haynes

Jacob Shepard
by his Attorneys
Brown & Allen

UNITED STATES PATENT OFFICE.

JACOB SHEPARD, OF WILLIAMSBURG, BROOKLYN, NEW YORK.

IMPROVEMENT IN CIGARETTE-MAKERS.

Specification forming part of Letters Patent No. **168,790**, dated October 11, 1875; application filed July 24, 1875.

To all whom it may concern:

Be it known that I, JACOB SHEPARD, of Williamsburg, in the city of Brooklyn, county of Kings and State of New York, have invented an Improved Cigarette Maker and Smoker; and I do hereby declare that the following is a full, clear, and exact description of the same, reference being had to the accompanying drawing, which forms part of this specification.

My invention consists in a novel combination of a tube constituting both a plunger and a mouth-piece, a slotted metallic tube or former, and an elastic ring or band for holding the wrapper in place while the cigarette is being completed and smoked, whereby a simple, cheap, and efficient article is obtained.

In the accompanying drawing, Figure 1 is a perspective view, showing a cigarette ready for smoking. Fig. 2 is a longitudinal sectional view of the same. Fig. 3 is a longitudinal sectional view of the plunger and mouth-piece. Fig. 4 is a longitudinal sectional view of the slotted tube or former. Fig. 5 is a transverse section of the same. Fig. 6 is a view of the elastic ring or band.

The apparatus consists simply of three elements—namely, a plunger and mouth-piece, a slotted tube or former, and an elastic ring or band. A represents a tubular plunger, with a mouth-piece, B, at one end, and the remaining portion about equal in length to a metal tube, C, which may be called the cigarette-former. This tube C has a slot, *d*, running its entire length, and at one end may be formed a flange, *e*, for abutment against the shoulder *b* of the mouth-piece, and for facilitating the sliding of the former C upon the plunger A. F represents a ring or band, of rubber or other suitable elastic material, of sufficient tension to fit tightly around the former C and plunger A. The slotted tube or former C fits nicely on the tube A, so that it may slide longitudinally thereon.

When it is desired to make a cigarette the tube C is moved outward until its inner end is supported by the outer end of the tube A, and is filled with tobacco through the slot *d*. The paper wrapper G is then wrapped around the former C, and the ring or band F is placed over the inner end of the paper wrapper, so as to hold it in place on the outer end of the tube A, and the outer end of the paper wrapper G is twisted or folded down to complete the cigarette. The tube or former C is then moved inward on the plunger A, and the cigarette is ready for smoking.

I am aware of the patent of Leopold Kraus and Alexander Szigethy, No. 52,007, dated January 9, 1866, for a cigarette maker and smoker. In the apparatus which forms the subject of that patent there are two short metal tubes outside of the slotted tube or former, for clamping the inner end of the paper wrapper, one of the tubes being provided with a spiral slot engaging with a stationary pin. My invention consists of but three parts—the mouth-piece or plunger, the slotted tube or trough, and the elastic band. The end of the paper wrapper is effectually held in place by the elastic band, without the use of the short outer tubes, and the entire apparatus is simpler and less expensive than the one referred to, and at the same time equally efficacious.

What I claim as new, and desire to secure by Letters Patent, is—

In a cigarette maker and smoker, the combination of the plunger and mouth-piece A B, the open metallic tube or former C, and the elastic ring or band F, substantially as herein described.

J. SHEPARD.

Witnesses:

HENRY T. BROWN,
FRED. HAYNES.