

W PAINTER.

Valve.

No. 168,776.

Patented Oct. 11, 1875.

Fig. 1

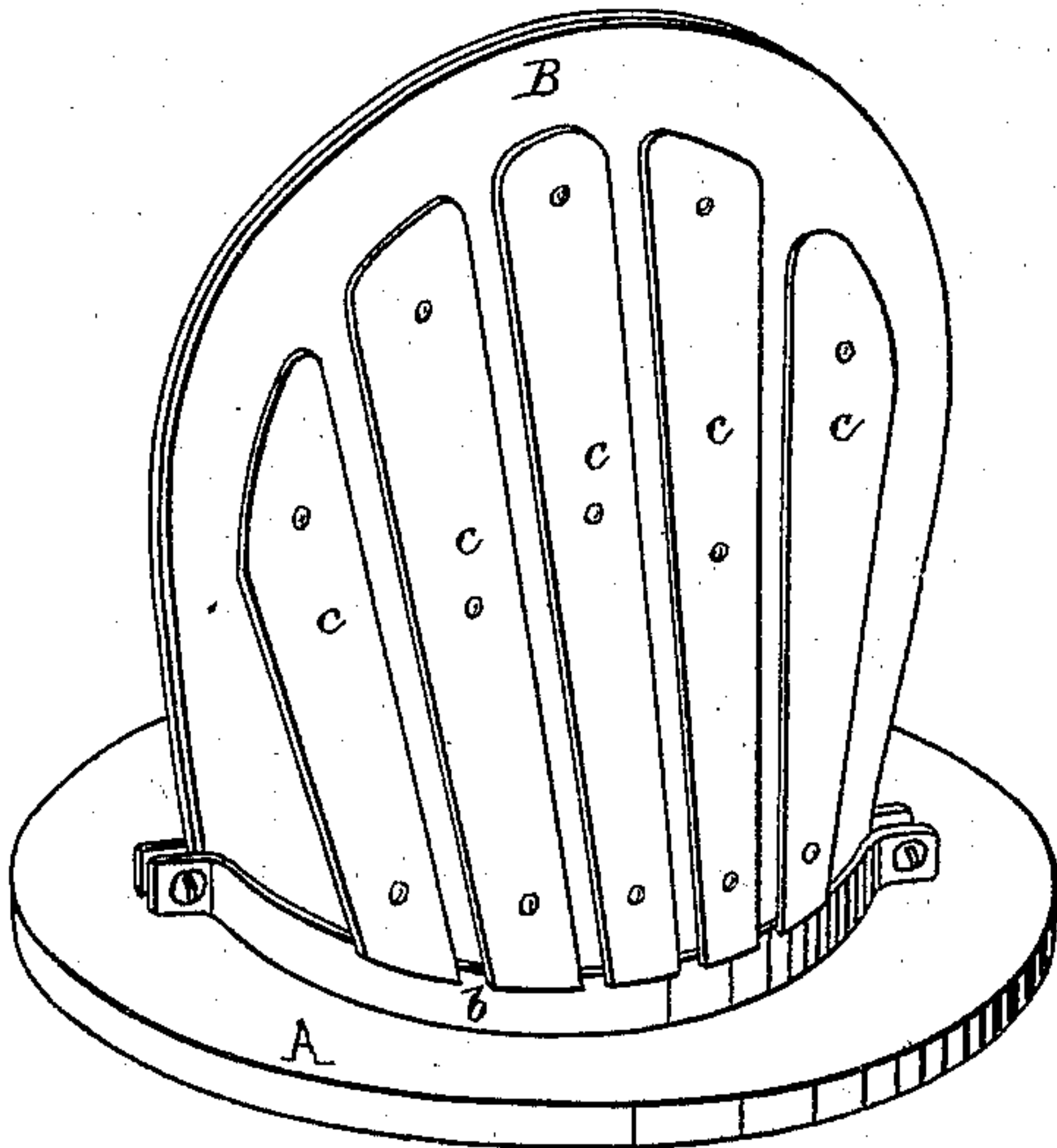


Fig. 2.

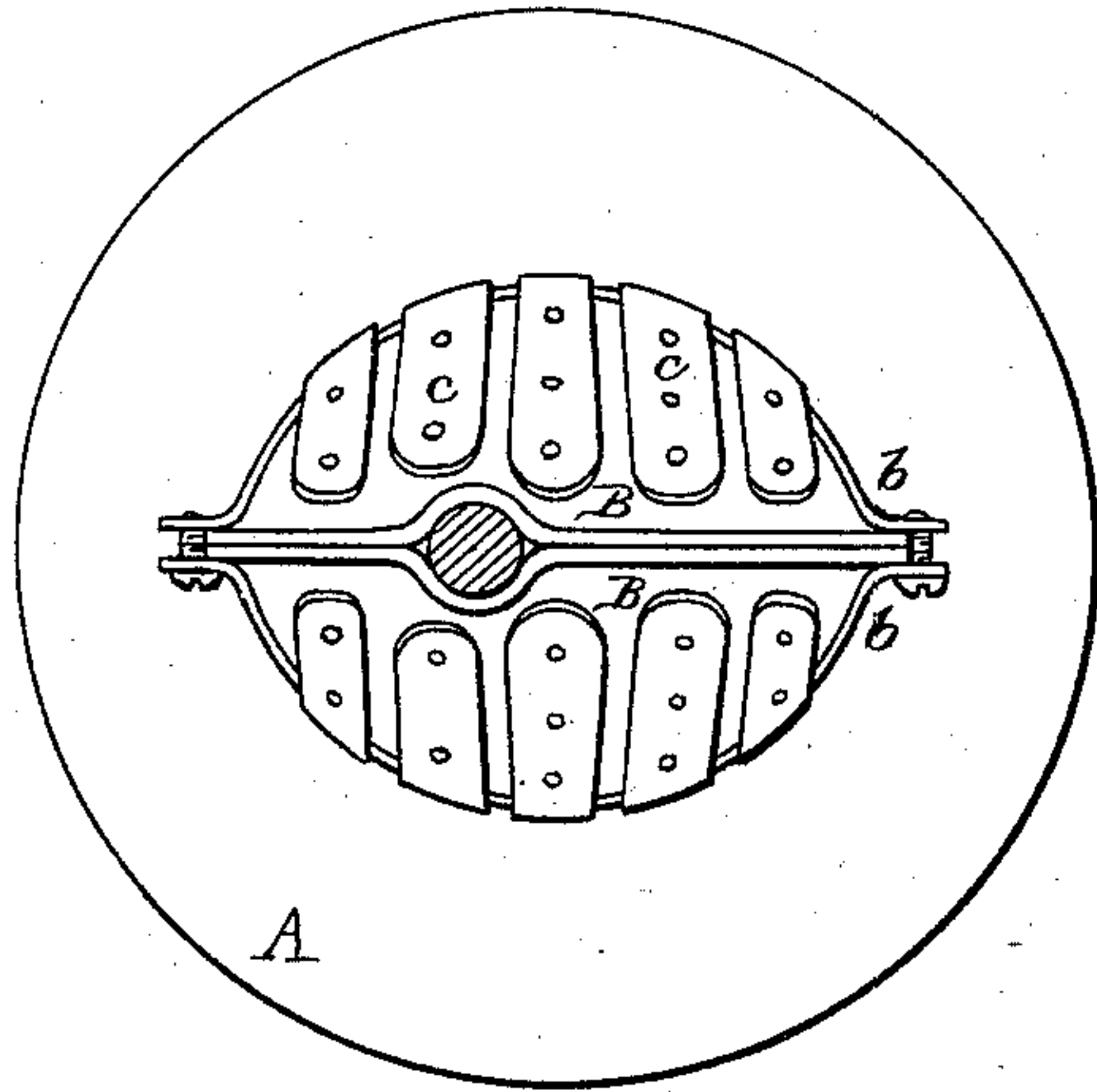
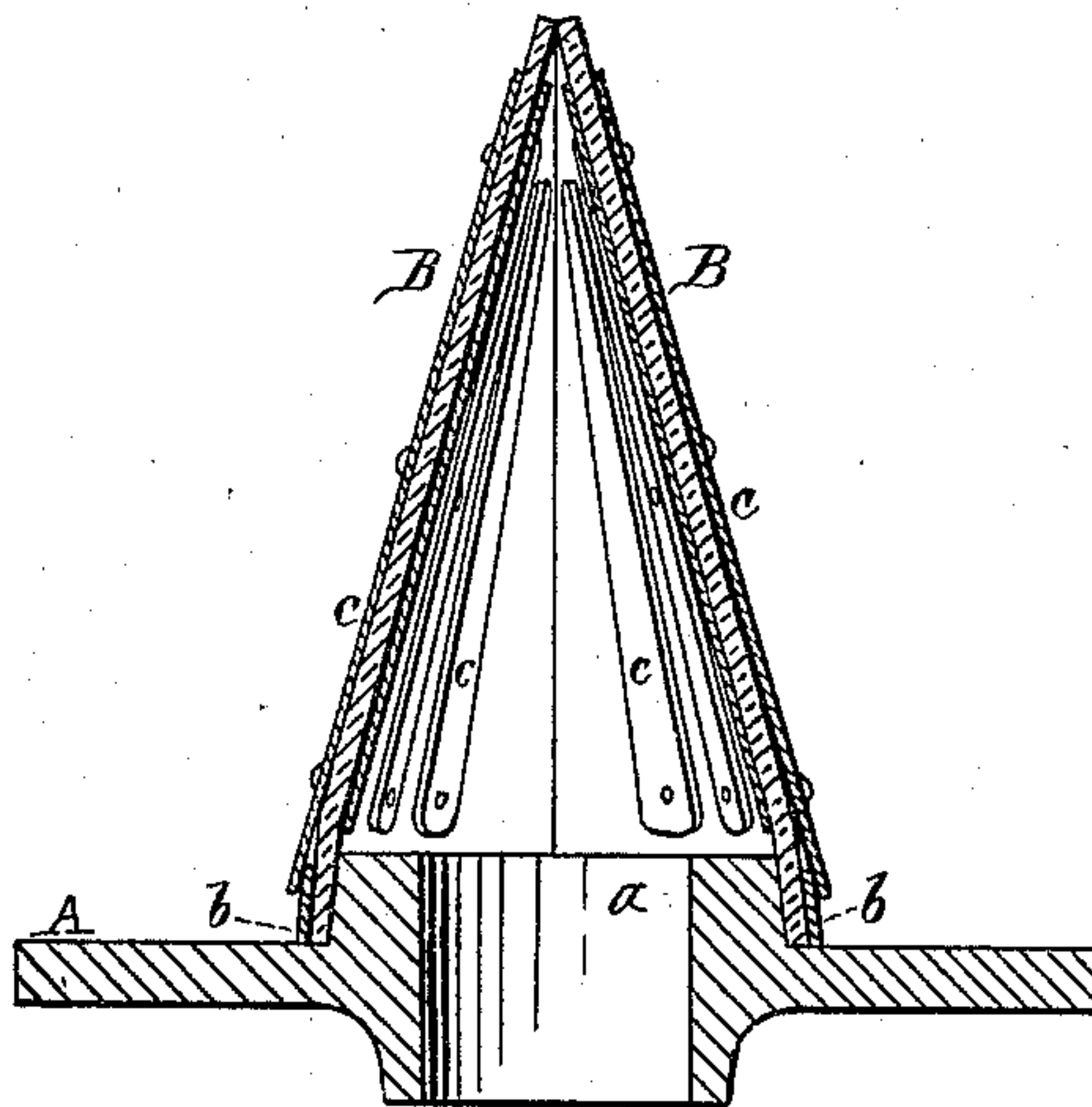


Fig. 3.



Witnesses:
Philip F. Garner
A. B. Caldwell

Inventor:
William Painter,
By *Wm. M. Wood*
Attorney

UNITED STATES PATENT OFFICE.

WILLIAM PAINTER, OF BALTIMORE, MARYLAND.

IMPROVEMENT IN VALVES.

Specification forming part of Letters Patent No. **168,776**, dated October 11, 1875; application filed October 6, 1875.

CASE A.

To all whom it may concern :

Be it known that I, WILLIAM PAINTER, of the city and county of Baltimore, in the State of Maryland, have invented certain new and useful Improvements in Valves; and I do hereby declare that the following specification, taken in connection with the drawings furnished and forming a part of the same, is a clear, true, and complete description thereof.

My improved valve is intended for use in connection with apparatus for removing the contents of privy-vaults, cess-pools, &c.

Referring to the drawings, Figure 1 represents, in perspective, one of my valves. Figs. 2 and 3 represent the same respectively in top view and vertical section.

The valve-plate A is of the usual form, and is provided with means for connecting it to a pipe, a pump-barrel, or a piston, according to the specific use for which it is intended. As usual in valves of this class, the valve opening or port at *a* is of large area, in order to admit free passage of such more or less solid matter as is liable to be deposited in vaults, &c. The valve-plate is provided with a flange, oval in outline, and surrounding the valve-opening. The two flexible valve-covers B are secured to the valve-plate by having their lower ends compressed between the sides of the flange and clamping-bands, as at *b*. In order that the valve-covers shall not be liable to be drawn backward through the valve-opening, they are provided with the stiffeners or braces *c*, substantially as described in Letters Patent heretofore issued to me for valves adapted to the same service. It will be seen that the

flexible covers B engage with, or seat against, each other at their edges, both at top and sides; that they are laterally flexible, longitudinally inflexible, and are capable of presenting an opening for the passage of matter at the top and both sides or edges. It will also be seen that in operation the valve has an extensive delivery capacity, and in operation requires only a slight vibrating movement of the covers, and consequently a prompt closure of the valve is effected.

In operation, the edges of the flexible covers readily adapt themselves to solid matters temporarily lodged in the valve, and, by packing around the same, practically effect its closure, regardless of their presence, as illustrated in Fig. 2; and it will be seen, while the upper ends of any two or more of the braces in either cover may be prevented from closing against the upper ends of the braces, that the remaining braces of both covers will be free to engage with each other respectively and close the valve by reason of the lateral flexibility of said covers.

Having thus described my invention, I claim as new and desire to secure by Letters Patent—

A valve provided with the flexible covers, having braces or stiffeners, and seated one against the other at top and sides, substantially as described.

WILLIAM PAINTER.

Witnesses:

WM. C. WOOD,
PHILIP F. LARNER.