

W. JENCKES.
Spindle-Bolster.

No. 168,644.

Patented Oct. 11, 1875.

Fig. 1.

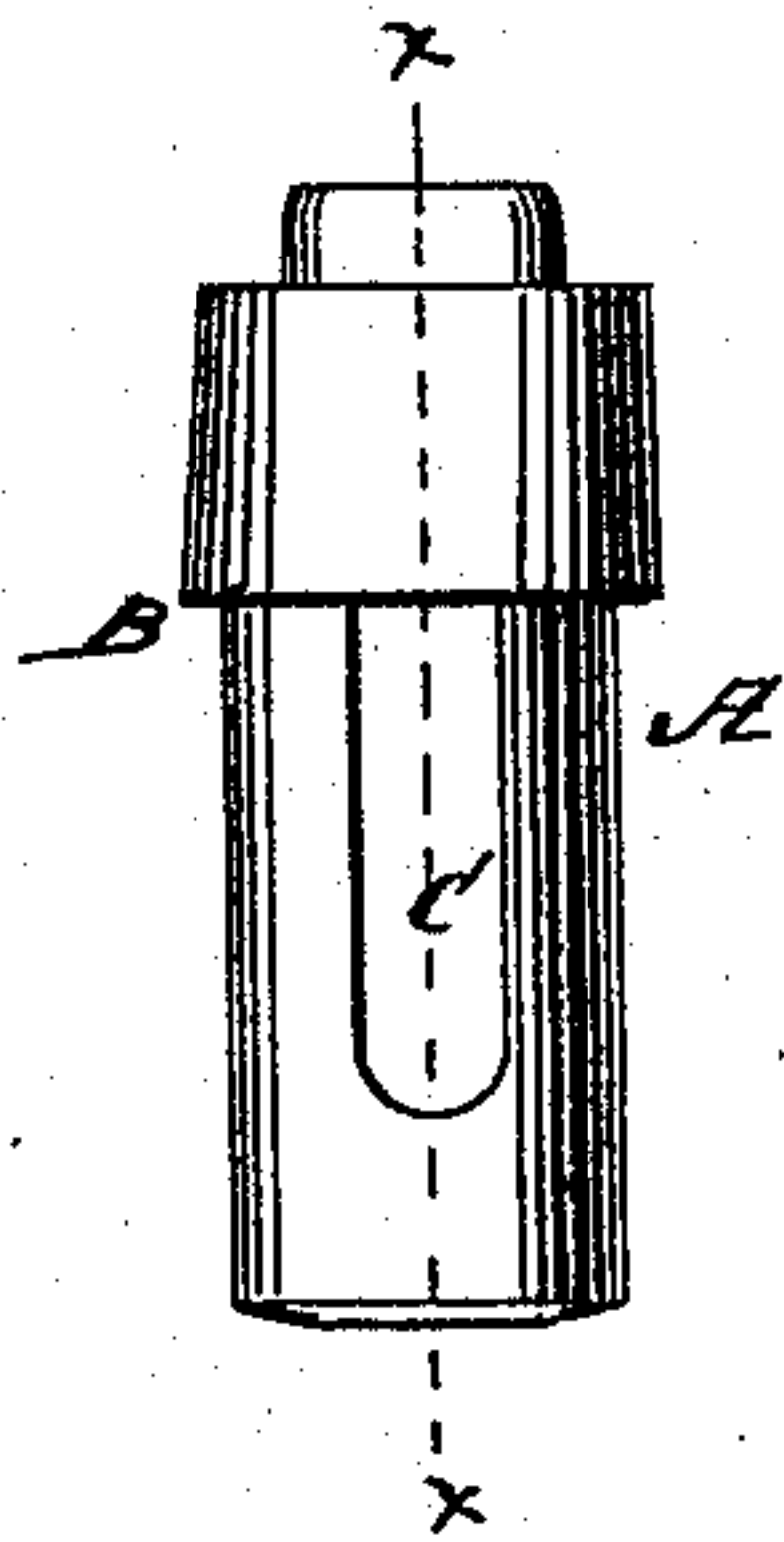


Fig. 2.

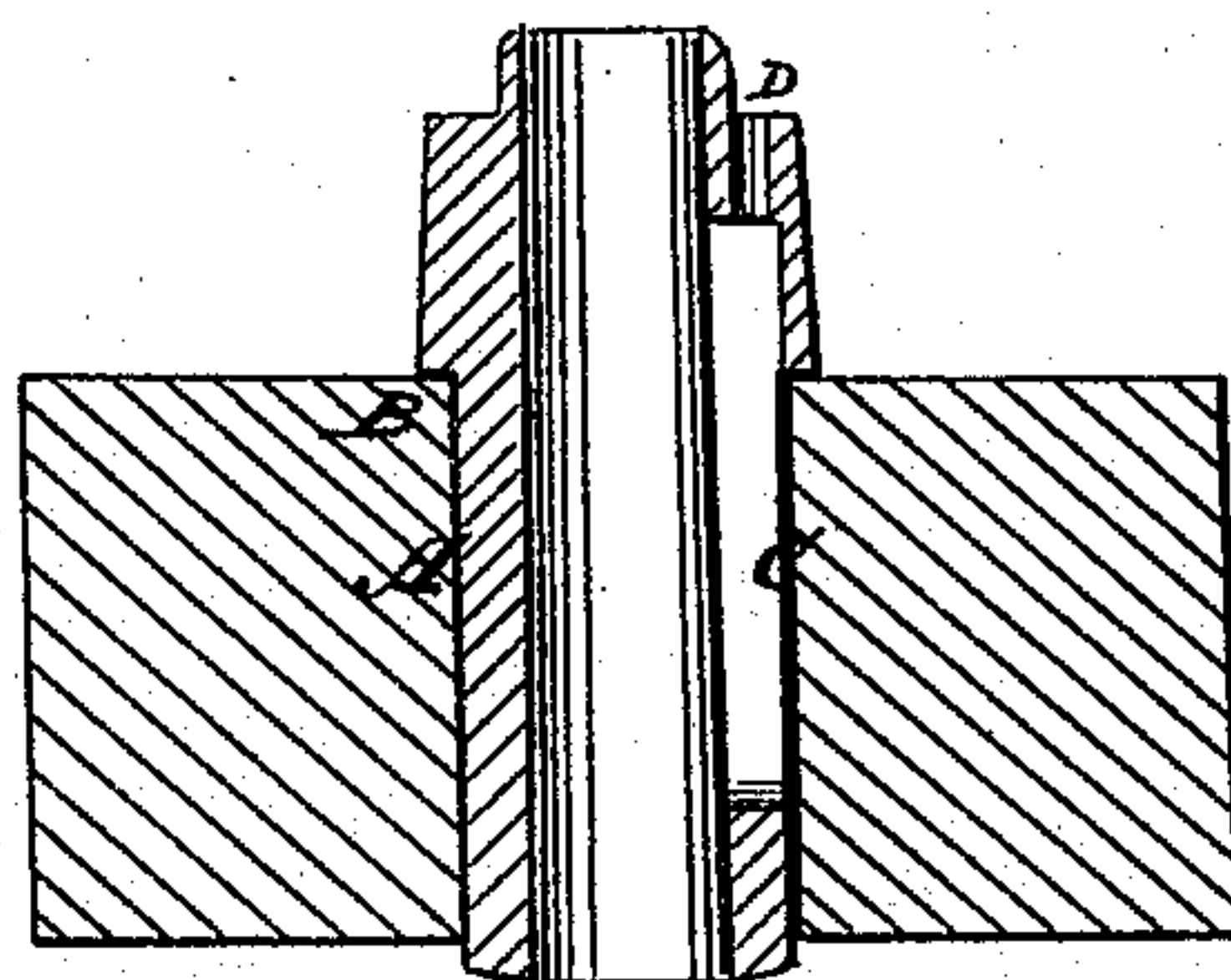
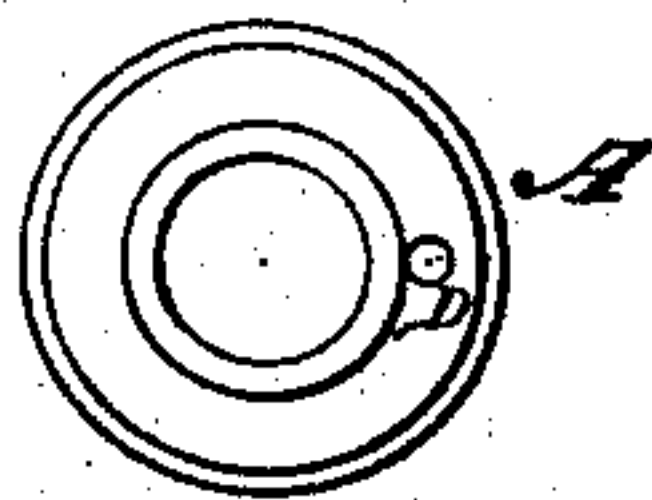


Fig. 3.



WITNESSES:

E. Wolff.
A. F. Terry

INVENTOR:

W. Jenckes
BY *Munnell*
ATTORNEYS.

UNITED STATES PATENT OFFICE.

WELCOME JENCKES, OF MANCHESTER, NEW HAMPSHIRE.

IMPROVEMENT IN SPINDLE-BOLSTERS.

Specification forming part of Letters Patent No. **168,644**, dated October 11, 1875; application filed September 5, 1874.

To all whom it may concern:

Be it known that I, WELCOME JENCKES, of Manchester, in the county of Hillsborough and State of New Hampshire, have invented a new and useful Improvement in Spindle-Bolsters, of which the following is a specification:

This invention relates to what is known as the spindle-bolster of spinning-frames; and consists of a longitudinal slot in the bolster, in which slot is placed a packing, which is saturated with oil for lubricating the spindle.

In the accompanying drawing, Figure 1 is a side view of the bolster, showing the longitudinal slot. Fig. 2 is a longitudinal section of Fig. 1, taken on the line *x x*. Fig. 3 is a top view.

Similar letters of reference indicate corresponding parts.

The bolster is placed in the rail of the spinning-frame, to support and act as a box for the spindle.

A is the bolster, which is placed in the rail, so that the shoulder B rests on the rail. This shoulder may be nearer the upper end of the bolster, if desired.

In this example of my invention the shoulder is the lower edge of a ring, which is formed on the bolster. The said ring covers the upper portion of the longitudinal slot.

C is the slot in the bolster, designed to be concealed by the rail. When the shoulder B

is made nearer the upper end the slot is made shorter, as the rail covers but about one inch of the surface of the bolster.

For lubricating the spindle, the slot is filled with a fibrous or textile packing, preferably thick felt, which is cut by means of properly-constructed dies to fit the slot in all its parts. This packing is held in place by the rail, and is saturated with oil from the hole D. (See Fig. 3.) This packing is not allowed to hug or create friction on the spindle. The oil will be conducted by the loose fibers of the packing, and keep the spindle sufficiently lubricated for a long time. A few drops of oil introduced through the hole D will be absorbed directly by the packing, and will keep the spindle lubricated for weeks, where the ordinary spindle-bolster requires a supply of oil every day.

Having thus described my invention, I claim as new and desire to secure by Letters Patent—

A spinning-frame spindle-bolster, A, provided with an elongated open slot, C, extending up within the bolster ring or shoulder B, and connecting with a passage, D, through said ring, all constructed substantially as set forth, for the purpose specified.

WELCOME JENCKES.

Witnesses:

JOHN N. CHASE,
JAMES F. PUTNAM.